

MAYOR
Jim Pappas

CITY OF HUNTERS CREEK VILLAGE

CITY COUNCIL
Stuart Marks
Fidel Sapien
Ken Spalding
Chip Cowell
Jay Carlton



CITY ADMINISTRATOR
Tom Fullen, CPM
CITY SECRETARY
Crystal R. Dozier, TRMC

Notice is hereby given of regular meeting of the City Council of Hunters Creek Village, Texas, to be held on **Tuesday, April 28, 2020 at 6:00 p.m.** in the City Hall at #1 Hunters Creek Place, for the purpose of considering the following agenda items. **In compliance with the recommendations of the CDC and other governmental agencies, to limit meetings to less than ten persons to limit the spread of the COVID-19 virus, members of the public will not be permitted to attend the meeting in person. However, members of the public may listen to the meeting by: a) calling the following toll free number 1-844-531-0958; b) entering the following Access Code or Meeting Number: 968 891 198 #; and c) entering the following Attendee ID or Numeric Meeting Password: 427 335 11 #.** Anyone wishing to address the city council during the meeting must notify the City Secretary, before the meeting begins by: 1) emailing her at **crdozier@cityofhunterscreek.com**; or 2) calling her at **713-465-2150**.

- A. Call to order and the roll of elected and appointed officers will be taken.
- B. Pledge of Allegiance.
- C. **PUBLIC COMMENTS** *At this time, any person with city-related business may speak to the Council. In compliance with the Texas Open Meetings Act, if a member of the public comments or inquires about a subject that is not specifically identified on the agenda, a member of council or a staff member may only respond by giving a statement of specific factual information or by reciting existing policy. The City Council may not deliberate or vote on the matter.*
- D. **REPORTS**
 1. City Treasurer Monthly Report **Pgs. 1-5**
 2. Police Commissioner Monthly Report **Pgs. 6-17**
 3. Fire Commissioner Monthly Report **Pg. 18**
 4. Building Official Monthly Report **Pgs. 19-24**
 5. City Engineer and Public Works Report **Pgs. 25 & 26**
 - a. 2019 Outfall Replacement-Outfalls #5 and #24
 - b. 2020 Outfall Replacement – Outfall #32 (River Glyn Drive)
 - c. Voss at Second Baptist
 - d. Beinhorn and Voss – Traffic Signal Reconstruction
 - e. Everwood Lane – Asphalt Street Maintenance
 - f. CCTV Phase II
 - g. Beinhorn Phase 1 (Hedwig to Voss)
 6. Mayor and Council Reports and Comments
- E. **CONSENT AGENDA** *The following items are considered routine by the City Council and will be enacted by one motion. There will not be a separate discussion on these items unless a Councilmember requests, in which event, the item will be removed from the general order of business and considered in its normal sequence on the agenda.*

1. Approval of the Minutes of the Regular Meeting on March 24, 2020. **Pgs.27-30**
2. Approval of the Cash Disbursement Journal for March, 2020.

F. REGULAR AGENDA

1. Discussion and possible action to approve or object to CenterPoint Energy Houston Electric, LLC's Annual Franchise Fee Calculation. **Pgs. 31-33**
2. Discussion and possible action to consider a proposed Network Node Development Agreement for providers of 5G services. **Pg. 34**
3. Discussion and possible action to award a contract to CityLynx, Inc. for Traffic Signal Replacement at Beinhorn Road and Voss Road in the amount of \$329,078.87. **Pgs. 35-39**
4. Discussion and possible action to approve Change Order #1 to the contract with Environmental Allies, Inc.- (Close Out) for the Rehabilitation of Outfalls 5 and 24, in the amount \$17,890.00. **Pgs. 40-44**
5. Discussion and possible action to adopt an ordinance extending the Mayor's declaration of a local state of disaster in response to the COVID-19 Virus Pandemic. **Pgs. 45-47**
6. Discussion and possible action to discuss employees temporarily working from home during the COVID-19 Virus Pandemic. **Pg. 48**
7. Discussion and possible action regarding other measures to be taken by the City in response to the COVID-19 Virus Pandemic. **Pgs. 49-58**

G. EXECUTIVE SESSION It is anticipated that all, or a portion of the discussion of the following items, if any, will be conducted in closed executive session under authority of the Texas Open Meetings Act. However, no action will be taken on these items until the City Council reconvenes in open session.


H. RECONVENE into Open Session and consider action, if any, on items discussed in Executive Session.

I. ADJOURNMENT

The City Council may convene a public meeting and then recess into closed executive session, to discuss any of the items listed on this agenda, if necessary, and if authorized under chapter 551 of the Texas Government Code. Situations in which a closed executive session may be authorized by law include, without limitation; (1) consulting with the Council's attorney to seek or receive legal advice concerning pending or contemplated litigation, a settlement offer, or any other matter in which the ethical duty of the attorney to the Council clearly conflicts with the general requirement that all meetings be open, § 551.071; (2) discussing the purchase, exchange, lease, or value of real property, § 551.072; (3) discussing a prospective gift or donation, § 551.073; (4) discussing certain personnel matters, §551.074; and (5) discussing security personnel or devices, § 551.076.

CERTIFICATION

I, the undersigned authority, does hereby certify that this Notice of a Meeting was posted on the bulletin board at City Hall, #1 Hunters Creek Place, a place convenient and readily accessible to the general public at all times, and said Notice was posted on the following date and time: April 23, 2020 at 3:00 p.m. and remained so posted continuously for at least 72 hours before said meeting was convene.



Crystal R. Dozier, TRMC
City Secretary



The City Hall is wheelchair accessible and accessible parking spaces are available. Persons with disabilities who plan to attend this meeting and who may need auxiliary aids or services such as interpreters for persons who are deaf or hearing impaired, readers, or large print, are requested to contact the City Secretary's Office at 713.465.2150, by fax at 713.465.8357, or by email at crdozier@cityofhunterscreek.org. Requests should be made at least 48 hours prior to the meeting. This agenda is posted on the city's web site at www.cityofhunterscreek.com.

**City of Hunters Creek Village
Monthly Tax Office Report
March 31, 2020**

Prepared by: Christine A. Porter, Tax Assessor/Collector

A. Current Taxable Value \$ 2,974,306,915

B. Summary Status of Tax Levy and Current Receivable Balance:

	Current 2019 Tax Year	Delinquent 2018 & Prior Tax Years	Total
Original Levy 0.194082	\$ 5,582,553.54	\$ -	\$ 5,582,553.54
Carryover Balance	-	113,527.23	113,527.23
Adjustments	190,040.73	(2,203.13)	187,837.60
Adjusted Levy	5,772,594.27	111,324.10	5,883,918.37
Less Collections Y-T-D	5,582,308.83	7,103.86	5,589,412.69
Receivable Balance	<u>\$ 190,285.44</u>	<u>\$ 104,220.24</u>	<u>\$ 294,505.68</u>

C. COLLECTION RECAP:

Current Month:	Current 2019 Tax Year	Delinquent 2018 & Prior Tax Years	Total
Base Tax	\$ 75,450.29	\$ (29.59)	\$ 75,420.70
Penalty & Interest	3,973.96	-	3,973.96
Attorney Fees	-	-	-
Other Fees	13.84	-	13.84
Total Collections	<u>\$ 79,438.09</u>	<u>\$ (29.59)</u>	<u>\$ 79,408.50</u>

Year-To-Date:	Current 2019 Tax Year	Delinquent 2018 & Prior Tax Years	Total
Base Tax:	\$ 5,582,308.83	\$ 7,103.86	\$ 5,589,412.69
Penalty & Interest	11,163.54	2,649.48	13,813.02
Attorney Fees	-	2,391.29	2,391.29
Other Fees	1,427.73	-	1,427.73
Total Collections	<u>\$ 5,594,900.10</u>	<u>\$ 12,144.63</u>	<u>\$ 5,607,044.73</u>

Percent of Adjusted Levy	<u>96.92%</u>	<u>97.13%</u>
--------------------------	---------------	---------------



		Original Total Budget	Current Total Budget	Period Activity	Fiscal Activity	Variance Favorable (Unfavorable)	Percent Remaining
Fund: 100 - GENERAL GOVERNMENT (01)							
Revenue							
100-00-41000	CURRENT AD VALOREM TAXES	5,791,835.00	5,791,835.00	97,893.29	5,553,751.39	-238,083.61	4.11 %
100-00-41005	PREVIOUS AD VALOREM TAXES	15,000.00	15,000.00	0.00	7,133.45	-7,866.55	52.44 %
100-00-41010	FRANCHISE TAXES	350,000.00	350,000.00	20,375.59	105,160.24	-244,839.76	69.95 %
100-00-41015	SALES TAXES	450,000.00	450,000.00	43,838.14	145,472.32	-304,527.68	67.67 %
100-00-41020	MIXED DRINK TAX	20,000.00	20,000.00	0.00	6,285.39	-13,714.61	68.57 %
100-00-41040	PENALTIES/INTEREST	15,000.00	15,000.00	4,950.71	11,460.50	-3,539.50	23.60 %
100-00-42035	BUILDING PERMITS	225,000.00	225,000.00	148,644.60	190,452.59	-34,547.41	15.35 %
100-00-42044	CREDIT CARD PROCESSING FEE	2,400.00	2,400.00	337.11	963.21	-1,436.79	59.87 %
100-00-43057	CHILD SAFETY FEES	5,400.00	5,400.00	418.34	1,334.79	-4,065.21	75.28 %
100-00-43070	METRO RECEIPTS	225,000.00	225,000.00	21,919.07	72,736.16	-152,263.84	67.67 %
100-00-44025	TRAFFIC FINES	175,000.00	175,000.00	10,234.73	35,148.99	-139,851.01	79.91 %
100-00-44027	COURT TECHNOLOGY FUND	3,500.00	3,500.00	187.95	730.60	-2,769.40	79.13 %
100-00-44028	COURT SECURITY FUND	2,500.00	2,500.00	188.46	658.13	-1,841.87	73.67 %
100-00-46030	INTEREST INCOME	100,000.00	100,000.00	7,122.58	25,453.64	-74,546.36	74.55 %
100-00-48040	BURGLAR ALARM PERMITS	0.00	0.00	0.00	50.00	50.00	0.00 %
100-00-48045	SUBD ST. LIGHTS	31,000.00	31,000.00	0.00	35,478.23	4,478.23	114.45 %
100-00-48055	OTHER INCOME	15,000.00	15,000.00	5,005.08	6,611.80	-8,388.20	55.92 %
	Revenue Total:	7,426,635.00	7,426,635.00	361,115.65	6,198,881.43	-1,227,753.57	16.53 %
Expense							
100-01-71000	SALARIES & WAGES	598,250.00	598,250.00	46,012.32	164,338.37	433,911.63	72.53 %
100-01-71001	LONGEVITY	5,376.00	5,376.00	0.00	0.00	5,376.00	100.00 %
100-01-71025	TMRS	104,754.00	104,754.00	8,153.06	29,012.07	75,741.93	72.30 %
100-01-71030	PAYROLL TAXES	47,704.00	47,704.00	3,544.33	14,220.98	33,483.02	70.19 %
100-01-71105	INSURANCE BENEFITS	119,692.00	119,692.00	18,364.18	32,453.04	87,238.96	72.89 %
100-01-71107	HRA	4,000.00	4,000.00	0.00	0.00	4,000.00	100.00 %
100-01-72045	NOTICES & MAILING	15,000.00	15,000.00	0.00	0.00	15,000.00	100.00 %
100-01-72055	OFFICE SUPPLIES & PRINTING	8,500.00	8,500.00	281.17	1,111.06	7,388.94	86.93 %
100-01-72060	TELEPHONE	16,500.00	16,500.00	2,046.14	2,970.41	13,529.59	82.00 %
100-01-72061	TRAVEL & TRAINING	10,000.00	10,000.00	802.00	3,412.05	6,587.95	65.88 %
100-01-72062	TUITION REIMBURSEMENT	5,000.00	5,000.00	0.00	0.00	5,000.00	100.00 %
100-01-72063	CERTIFICATION/LICENSE/EDUCATION	10,200.00	10,200.00	550.00	1,350.00	8,850.00	86.76 %
100-01-72065	MACHINE RENTAL MAINTENANCE	1,800.00	1,800.00	246.21	246.21	1,553.79	86.32 %
100-01-72090	MEMBERSHIPS & SUBSCRIPTIONS	3,500.00	3,500.00	0.00	335.00	3,165.00	90.43 %
100-01-72108	GEN LIABILITY/PROP/WC INS	19,500.00	19,500.00	0.00	0.00	19,500.00	100.00 %
100-01-72109	SURETY BONDS	250.00	250.00	0.00	0.00	250.00	100.00 %
100-01-72110	ELECTIONS	3,500.00	3,500.00	0.00	0.00	3,500.00	100.00 %
100-01-72111	RECORDS MANAGEMENT	500.00	500.00	0.00	0.00	500.00	100.00 %
100-01-72112	CODIFICATIONS	2,500.00	2,500.00	0.00	1,251.00	1,249.00	49.96 %
100-01-75040	OFFICE EQUIPMENT	5,000.00	5,000.00	0.00	96.97	4,903.03	98.06 %
100-01-76010	COMPUTER SOFTWARE SERVICES	12,500.00	12,500.00	7,489.74	11,277.35	1,222.65	9.78 %
100-01-78056	BANK FEES	1,200.00	1,200.00	98.09	476.41	723.59	60.30 %
100-01-78115	PUBLIC RELATIONS	23,000.00	23,000.00	69.21	967.53	22,032.47	95.79 %
100-02-72042	CONSULTING SERVICES	25,000.00	25,000.00	1,484.40	2,007.26	22,992.74	91.97 %
100-02-72085	TAX COLLECTOR/ASSESSOR	45,000.00	45,000.00	19,421.00	19,421.00	25,579.00	56.84 %
100-02-72120	AUDITOR	15,000.00	15,000.00	0.00	0.00	15,000.00	100.00 %
100-02-72300	LITIGATION	25,000.00	25,000.00	0.00	0.00	25,000.00	100.00 %
100-02-72310	CITY ATTORNEY	75,000.00	75,000.00	3,710.00	5,290.00	69,710.00	92.95 %
100-02-72502	CITY ENGINEER	75,000.00	75,000.00	12,016.99	12,016.99	62,983.01	83.98 %
100-02-78504	TCEQ PHIII STORMWATER PERMIT	7,500.00	7,500.00	0.00	100.00	7,400.00	98.67 %
100-03-72001	VILLAGE FIRE DEPARTMENT	1,785,667.00	1,785,667.00	297,611.18	669,625.15	1,116,041.85	62.50 %

2

Budget Report

For Fiscal: 2020 Period Ending: 03/31/2020

		Original Total Budget	Current Total Budget	Period Activity	Fiscal Activity	Variance Favorable (Unfavorable)	Percent Remaining
100-03-72005	MEMORIAL VILLAGES POLICE DEPT.	1,949,987.00	1,949,987.00	324,996.00	812,501.00	1,137,486.00	58.33 %
100-04-72015	GARBAGE SERVICE	635,000.00	635,000.00	41,728.21	83,456.42	551,543.58	86.86 %
100-04-72021	STREET LIGHTS-CITY	60,000.00	60,000.00	4,569.05	13,604.90	46,395.10	77.33 %
100-04-72057	OFFICE SUPP/PRINTING - PW	2,000.00	2,000.00	0.00	89.80	1,910.20	95.51 %
100-04-72062	TRAVEL/TRAINING - PW	8,500.00	8,500.00	0.00	55.00	8,445.00	99.35 %
100-04-72070	MOSQUITO FOGGING CONTRACT	12,500.00	12,500.00	0.00	0.00	12,500.00	100.00 %
100-04-72091	MEMBERSHIPS/SUBS PW	1,000.00	1,000.00	50.00	50.00	950.00	95.00 %
100-04-72205	UNIFORMS-PW	3,500.00	3,500.00	292.68	585.36	2,914.64	83.28 %
100-04-72500	PW-BUILDING INSPECTIONS	60,000.00	60,000.00	4,480.00	8,040.00	51,960.00	86.60 %
100-04-72520	TRUCK MAINTENANCE	15,000.00	15,000.00	692.95	703.35	14,296.65	95.31 %
100-04-72530	TRAFFIC LIGHT MAINTENANCE	3,500.00	3,500.00	0.00	1,162.00	2,338.00	66.80 %
100-04-72540	MOWING CONTRACT	50,000.00	50,000.00	2,828.00	5,206.00	44,794.00	89.59 %
100-04-72541	CONTRACT LABOR	35,000.00	35,000.00	0.00	0.00	35,000.00	100.00 %
100-04-72560	LANDSCAPING	30,000.00	30,000.00	643.36	856.62	29,143.38	97.14 %
100-04-75510	RENTAL/PURCHASE EQUIPMENT	15,000.00	15,000.00	550.36	1,757.21	13,242.79	88.29 %
100-04-75550	TRAFFIC SIGNS	3,000.00	3,000.00	1,544.60	2,036.60	963.40	32.11 %
100-04-76500	STREET & DRAINAGE MAINTENANCE	100,000.00	100,000.00	5,648.33	7,162.40	92,837.60	92.84 %
100-04-78050	BUILDING MAINTENANCE	30,000.00	30,000.00	2,135.99	4,113.32	25,886.68	86.29 %
100-04-78051	JANITORIAL SERVICE BLDG MAINTEN...	9,000.00	9,000.00	1,591.72	3,183.44	5,816.56	64.63 %
100-04-78063	STORM DISASTER FUND	300,000.00	300,000.00	0.00	0.00	300,000.00	100.00 %
100-04-78540	URBAN FORESTER	15,000.00	15,000.00	1,155.00	2,310.00	12,690.00	84.60 %
100-04-78544	CREDIT CARD PROCESSING FEES	3,000.00	3,000.00	491.57	1,126.30	1,873.70	62.46 %
100-05-73000	JUDGES & PROSECUTORS	45,000.00	45,000.00	2,440.00	5,275.00	39,725.00	88.28 %
100-05-73020	JURY DUTY FEES	300.00	300.00	0.00	0.00	300.00	100.00 %
100-05-73025	WARRANTS ISSUED	500.00	500.00	0.00	0.00	500.00	100.00 %
100-05-73030	COURT SUPPLIES & PRINTING	2,500.00	2,500.00	151.46	339.16	2,160.84	86.43 %
100-05-73031	COURT TECHNOLOGY	1,500.00	1,500.00	0.00	0.00	1,500.00	100.00 %
100-05-73032	COURT SECURITY	1,800.00	1,800.00	314.85	419.85	1,380.15	76.68 %
100-05-73034	COURT MEMBERSHIPS & SUBSCRIPTI...	500.00	500.00	0.00	55.00	445.00	89.00 %
100-05-73035	COURT-TRAVEL & TRAINING	1,500.00	1,500.00	100.00	310.00	1,190.00	79.33 %
100-05-73044	CREDIT CARD FEES	3,000.00	3,000.00	0.00	0.00	3,000.00	100.00 %
100-05-73045	COURT TAX PD TO STATE	70,000.00	70,000.00	0.00	0.00	70,000.00	100.00 %
100-06-75041	COMPUTER EQUIP. & SOFTWARE	9,000.00	9,000.00	0.00	0.00	9,000.00	100.00 %
100-06-78064	CAPITAL RESERVE	200,000.00	200,000.00	0.00	0.00	200,000.00	100.00 %
	Expense Total:	6,747,980.00	6,747,980.00	818,304.15	1,926,377.58	4,821,602.42	71.45 %
	Fund: 100 - GENERAL GOVERNMENT (01) Surplus (Deficit):	678,655.00	678,655.00	-457,188.50	4,272,503.85	3,593,848.85	-529.55 %
	Fund: 200 - CAPITAL IMPROVEMENTS (02)						
	Expense						
200-01-75038	STREET AND MAINTANANCE - RECUR...	500,000.00	500,000.00	0.00	0.00	500,000.00	100.00 %
200-01-75042	CIP ENG. & DESIGN	100,000.00	100,000.00	41,635.40	41,635.40	58,364.60	58.36 %
200-01-75050	REFORESTATION	20,000.00	20,000.00	0.00	0.00	20,000.00	100.00 %
200-01-75051	I-10 NOISE ABATEMENT	46,800.00	46,800.00	0.00	0.00	46,800.00	100.00 %
200-01-75053	OUTFALL REPAIRS	350,000.00	350,000.00	48,324.06	101,662.76	248,337.24	70.95 %
200-01-75056	TRAFFIC LIGHT MAST ARMS	275,000.00	275,000.00	11,050.00	11,050.00	263,950.00	95.98 %
200-01-75059	CCTV	0.00	0.00	1,125.00	1,125.00	-1,125.00	0.00 %
200-01-75060	SIDEWALK REPLACEMENT	50,000.00	50,000.00	0.00	0.00	50,000.00	100.00 %
200-01-75064	STREET REPLACEMENT-BEINHORN W...	2,000,000.00	2,000,000.00	0.00	0.00	2,000,000.00	100.00 %
	Expense Total:	3,341,800.00	3,341,800.00	102,134.46	155,473.16	3,186,326.84	95.35 %
	Fund: 200 - CAPITAL IMPROVEMENTS (02) Total:	3,341,800.00	3,341,800.00	102,134.46	155,473.16	3,186,326.84	95.35 %
	Report Surplus (Deficit):	-2,663,145.00	-2,663,145.00	-559,322.96	4,117,030.69	6,780,175.69	254.59 %



Budget Report

For Fiscal: 2020 Period Ending: 03/31/2020

Group Summary

Account Typ...	Original Total Budget	Current Total Budget	Period Activity	Fiscal Activity	Variance Favorable (Unfavorable)	Percent Remaining
Fund: 100 - GENERAL GOVERNMENT (01)						
Revenue	7,426,635.00	7,426,635.00	361,115.65	6,198,881.43	-1,227,753.57	16.53 %
Expense	6,747,980.00	6,747,980.00	818,304.15	1,926,377.58	4,821,602.42	71.45 %
Fund: 100 - GENERAL GOVERNMENT (01) Surplus (Deficit):	678,655.00	678,655.00	-457,188.50	4,272,503.85	3,593,848.85	-529.55 %
Fund: 200 - CAPITAL IMPROVEMENTS (02)						
Expense	3,341,800.00	3,341,800.00	102,134.46	155,473.16	3,186,326.84	95.35 %
Fund: 200 - CAPITAL IMPROVEMENTS (02) Total:	3,341,800.00	3,341,800.00	102,134.46	155,473.16	3,186,326.84	95.35 %
Report Surplus (Deficit):	-2,663,145.00	-2,663,145.00	-559,322.96	4,117,030.69	6,780,175.69	254.59 %

Fund Summary

Fund	Original Total Budget	Current Total Budget	Period Activity	Fiscal Activity	Variance Favorable (Unfavorable)
100 - GENERAL GOVERNMENT (01)	678,655.00	678,655.00	-457,188.50	4,272,503.85	3,593,848.85
200 - CAPITAL IMPROVEMENTS (02)	-3,341,800.00	-3,341,800.00	-102,134.46	-155,473.16	3,186,326.84
Report Surplus (Deficit):	-2,663,145.00	-2,663,145.00	-559,322.96	4,117,030.69	6,780,175.69

2020 Municipal Court Recap

Month	Year 2018					Year 2019					Year 2020				
	Total Cases Filed	Citations vs Warnings	Revenues*	Retained by City	Remitted to State	Total Cases Filed	Citations vs Warnings	Revenues*	Retained by City	Remitted to State	Total Cases Filed	Citations vs Warnings	Revenues*	Retained by City	Remitted to State
Jan.	293	175C/118W	\$11,840	\$8,015	\$3,825	330	129C/201W	\$18,026	\$11,473	\$6,553	255	105C/150W	\$12,104	\$7,689	\$4,415
Feb.	217	139C/78W	\$18,126	\$11,039	\$7,087	258	90C/168W	\$14,856	\$9,823	\$5,033	264	116C/148W	\$14,774	\$9,785	\$4,989
March	192	121C/71W	\$21,690	\$13,734	\$7,956	272	122C/150W	\$22,911	\$16,008	\$6,903	38	18C/20W	\$11,245	\$7,858	\$3,387
APRIL	143	88C/55W	\$18,129	\$11,786	\$6,343	266	113C/153W	\$15,747	\$10,757	\$4,990					
MAY	140	67C/73W	\$12,873	\$8,001	\$4,872	298	144C/154W	\$17,311	\$11,650	\$5,661					
JUNE	124	63C/61W	\$13,245	\$8,449	\$4,796	270	148C/122W	\$20,249	\$13,885	\$6,364					
JULY	129	71C/58W	\$11,197	\$7,272	\$3,925	193	109C/84W	\$21,863	\$13,900	\$7,963					
Aug.	137	63C/74W	\$13,041	\$8,599	\$4,442	277	122C/156W	\$18,752	\$12,154	\$6,598					
SEPT.	288	146C/142W	\$11,484	\$7,458	\$4,026	247	111C/136W	\$17,869	\$12,627	\$5,242					
Oct.	273	132C/141W	\$20,200	\$12,215	\$7,895	211	97C/114W	\$17,680	\$11,762	\$5,918					
Nov.	319	146C/173W	\$20,600	\$13,133	\$7,467	239	104C/135W	\$15,556	\$10,226	\$5,330					
Dec.	241	99C/142W	\$30,790	\$20,308	\$10,482	180	71C/109W	\$20,823	\$14,825	\$5,998					
TOTAL	2496	1,310C/1111W	\$203,215	\$130,009	\$73,117	3041	1360C/1561W	\$221,643	\$149,089	\$72,554	557	239C/318W	\$38,122	\$25,332	\$12,791

Monthly Avg	208.00	109C/989	\$16,934.58	\$10,834.06	\$6,093.06	253	107C/121W	\$18,470.27	\$12,424.08	\$6,046.20	46.4	20C/26W	\$3,176.86	\$2,111.00	\$1,065.91
-------------	--------	----------	-------------	-------------	------------	-----	-----------	-------------	-------------	------------	------	---------	------------	------------	------------

*REVENUES INCLUDES BONDS THAT HAVE BEEN APPLIED



Memorial Villages Police Department
11981 Memorial Drive
Houston, Texas 77024
Tel. (713) 365-3701

Raymond Schultz
Chief of Police

April 13, 2020

TO: MVPD Police Commissioners

FROM: R. Schultz, Chief of Police

REF: March Monthly Report

During the month of March MVPD responded/handled a total of 7,095 calls/incidents. 6,188 House watch checks were conducted. 122 traffic stops were initiated with 134 citations being issued for 225 violations. (Note: 17 Assists in Hedwig, 41 in Houston, 1 in Spring Valley and 0 in Hillshire)

Calls/Events by Village were:

<u>Village</u>	<u>Calls/YTD</u>	<u>House Watches/YTD</u>	<u>Accidents</u>	<u>Citations</u>	<u>Response Time</u>
Bunker Hill:	2767/8163	2511/6934	4	43	6@3:18
Piney Point:	1635/5379	1371/4196	6	49	9@3:12
Hunters Creek:	2607/6925	2300/5586	4	42	5@2:36 20@3:06

Type and frequency of calls for service/citations include:

<u>Call Type</u>	<u>#</u>	<u>Call Type</u>	<u>#</u>	<u>Citations</u>	<u>#</u>
False Alarms:	140	Ord. Violations:	18	Speeding:	58
Accidents:	14	Info Reports:	49	Exp. Registration:	16
ALPR Hits:	22	Suspicious Situations:	106	No Ins:	16
Assist Fire:	33	Welfare Checks:	6	Equipment	38
Assist EMS:	42			Stop Sign:	5

This month the department generated a total of 62 police reports.

Crimes Against of Persons (1)

Aggravated Robbery with a Firearm 1

Crimes Against Property (21)

Burglary of a Vehicle	3	Forgery/Fraud/ID	12
Burglary of a Habitation	1	Misd Theft	3
Forgery	1	Felony Theft	1

Petty/Quality of Life Crimes/Events (40)

ALPR Hits (valid)	7	Public Intoxication	1
Poss. of a Controlled Sub/Para.	7	Misc. Reports	17
Warrants	1	Recovered Stolen Vehicle	7

Arrest Summary: Individuals Arrested (6)

Warrants	3	DWI	1
Class 3 Arrests	1	Felony	1

<u>Budget YTD:</u>	<u>Expense</u>	<u>Budget</u>	<u>%</u>
• Personnel Expense:	1,020,257	4,815,125	21.2%
• Operating Expense:	279,136	896,837	31.1%
• Total M&O Expenditures:	1,299,393	5,711,962	22.7%
• Capital Expenses:	963	138,000	1%
• Net Expenses:	1,300,356	5,849,962	22%

Follow-up on Previous Month Items/Requests from Commission

- EPI was reviewed by Legal Counsel and additional investigation was conducted at their request.

Personnel Changes/Issues/Updates

- Any offer of employment was extended to Ms. Monica Vasquez and accepted. Officer Vasquez started on April 6, 2020. Ms. Vasquez has prior experience with the Constables Office as well as San Jacinto College.
- A total of 3 employees had been placed on short term quarantine due to exposures, all have returned to work.
- Starting on Friday March 27th we began supplementing staffing with 1 or 2 extra officers per evening between 4/5 pm and 00/1 am. The additional officers are providing extra coverage, to include patrolling several hours in an unmarked police unit.

Major/Significant Events

- ALPR system had a total of 35 hits, resulting in 7 recovered vehicles. Year to date total recoveries stand at 14 vehicles with a value of \$250,800.00 One vehicle specifically contained a suspect who was in possession of US Postal Service master keys and a set of fake US Postal Inspector credentials. The real postal service took possession of the suspect and is prosecuting the case.
- 3/30/20 a resident was a victim of a robbery at her front door by a masked man armed with a firearm. Detectives first reviewed video doorbell coverage and were able to get a description of the suspect. Video was enhanced making it even better. A neighborhood canvas located home security video that showed a white Chevrolet the suspects were in. A responding officer remembered seeing a white Chevrolet leaving the area as he approached, albeit over a mile away. A search of the ALPR near the location where the officer saw the car located a single white Chevrolet along with a license plate. The license plate came back to a Houston home. Officers had staked out the home and stopped the vehicle when it left. The suspect was inside of the car still with a firearm. After being questioned he confessed to committing the robbery.

Status Update on any Major Projects

- Met with Mayor's about the COVID-19 Coronavirus situation and law enforcement planning. During our discussion we talked about expansion of the ALPR system to address shortfalls with the pandemic and the effect of the Stay at Home Order, and Community security. 8 additional ALPR's were ordered. The vendor agreed to provide the new ALPR cameras at the original price that we had been offered, even though the equipment has increased in price of \$500 per unit per year. The 2020 budget has funding in place to cover the additional costs.
- MVPD jurisdictional signage was ordered and placed throughout the Villages. 150 signs were placed along thoroughfares notifying motorists of the No Soliciting Ordinances and Usage of the ALPR System.

V-LINC new registrations in March: +127

BH – 1195/1250 (+28)

PP – 836/1160 (+17)

HC – 1180/1514 (+76)

Out of Area – 407 (+6)

March 2020 VFD Assists

Calls received directly by MVPD via 911/3700

<u>Priority Events</u>	<u>Average Response Times</u>
------------------------	-------------------------------

Total – 15	3:17
------------	------

Fire – 3	3:46
----------	------

EMS – 12	3:09
----------	------

By Village

BH Fire – 0	N/A
-------------	-----

BH EMS – 4	3:27
------------	------

PP Fire – 2	3:56
-------------	------

PP EMS – 4	3:08
------------	------

HC Fire -1	3:26
------------	------

HC EMS -3	2:30
-----------	------

Hedwig EMS-1	3:48
--------------	------

Combined VFD Events (Priority + Radio)

Total – 39	3:09
------------	------

Fire – 19	3:08
-----------	------

EMS – 20	3:09
----------	------

Radio Call Events

Total – 24	3:01
------------	------

Fire- 16	3:00
----------	------

EMS- 8	3:06
--------	------



- Hedwig
- Bunker Hill
- Piney Point
- Hunters Creek
- Mobile Locations
- Stolen
- Inv Solved
- Lindenwood HOA
- Longwoods HOA
- In Process
- 2020 Requested Locations

2020 ALPR Hit Locations
With Recovery

04/01/20



Hedwig

Bunker Hill

Piney Point

Hunters Creek

Mobile

Locations

Lindenwood

HOA

Longwoods

HOA

In Process

62 Hits

01/31/20

2020 ALPR Hit Locations

January



Hedwig

Bunker Hill

Piney Point

Hunters Creek

Mobile

Locations

Lindenwood

HOA

Longwoods

HOA

In Process

60 Hits

02/29/20

2020 ALPR Hit Locations

February



Hedwig

Bunker Hill

Piney Point

Hunters Creek

Mobile Locations

Lindenwood HOA

Longwoods HOA

In Process

35 Hits

03/31/20

2020 ALPR Hit Locations

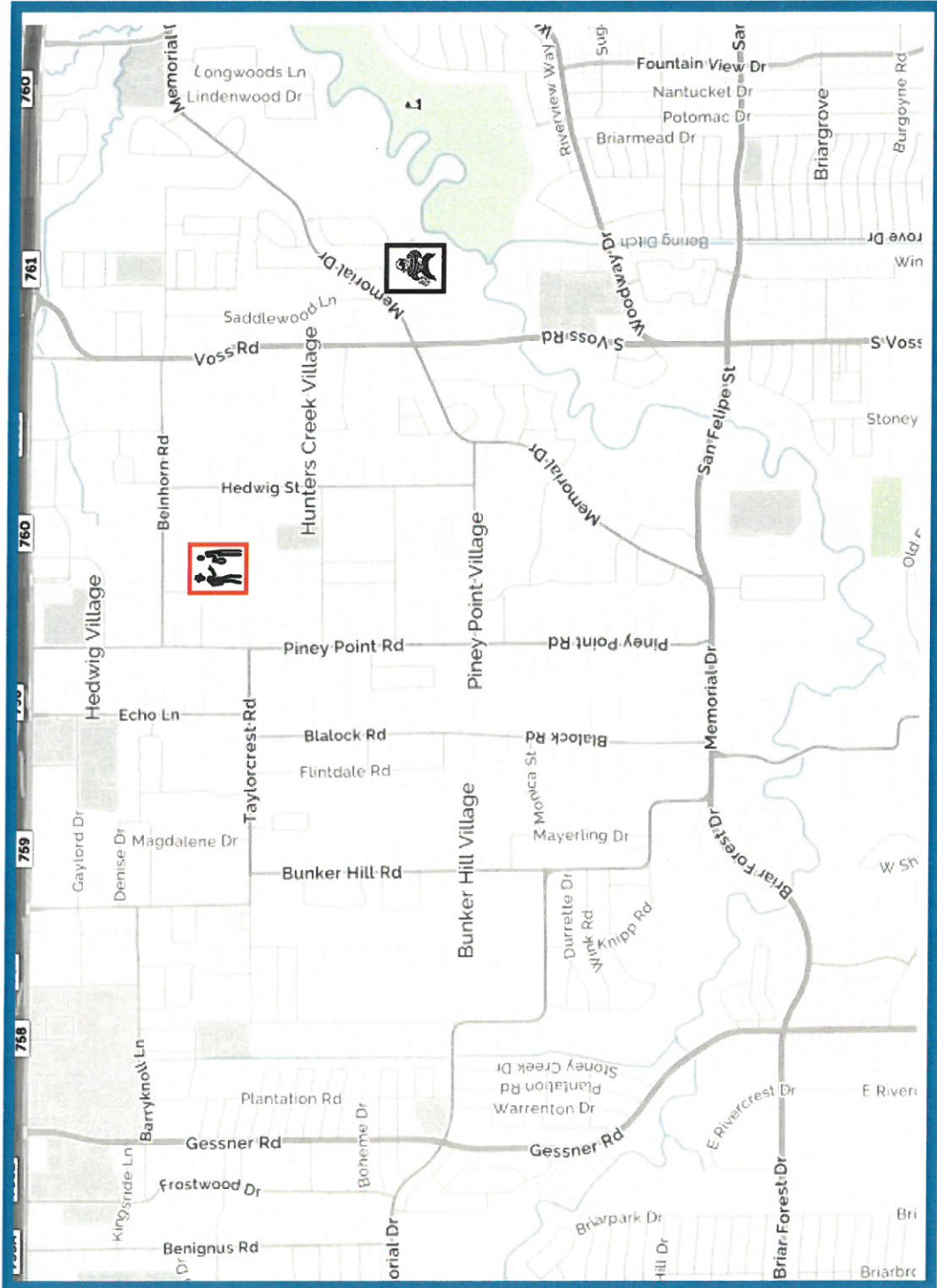
March

2020 Burglary Map

Address
22 Willowron

Alarm
N

POE
Rear Door Force



2020 Robberies

Address
6 Smithdale Estates

MO
Purse at Ft Door



Daytime Burglary



Nighttime Burglary



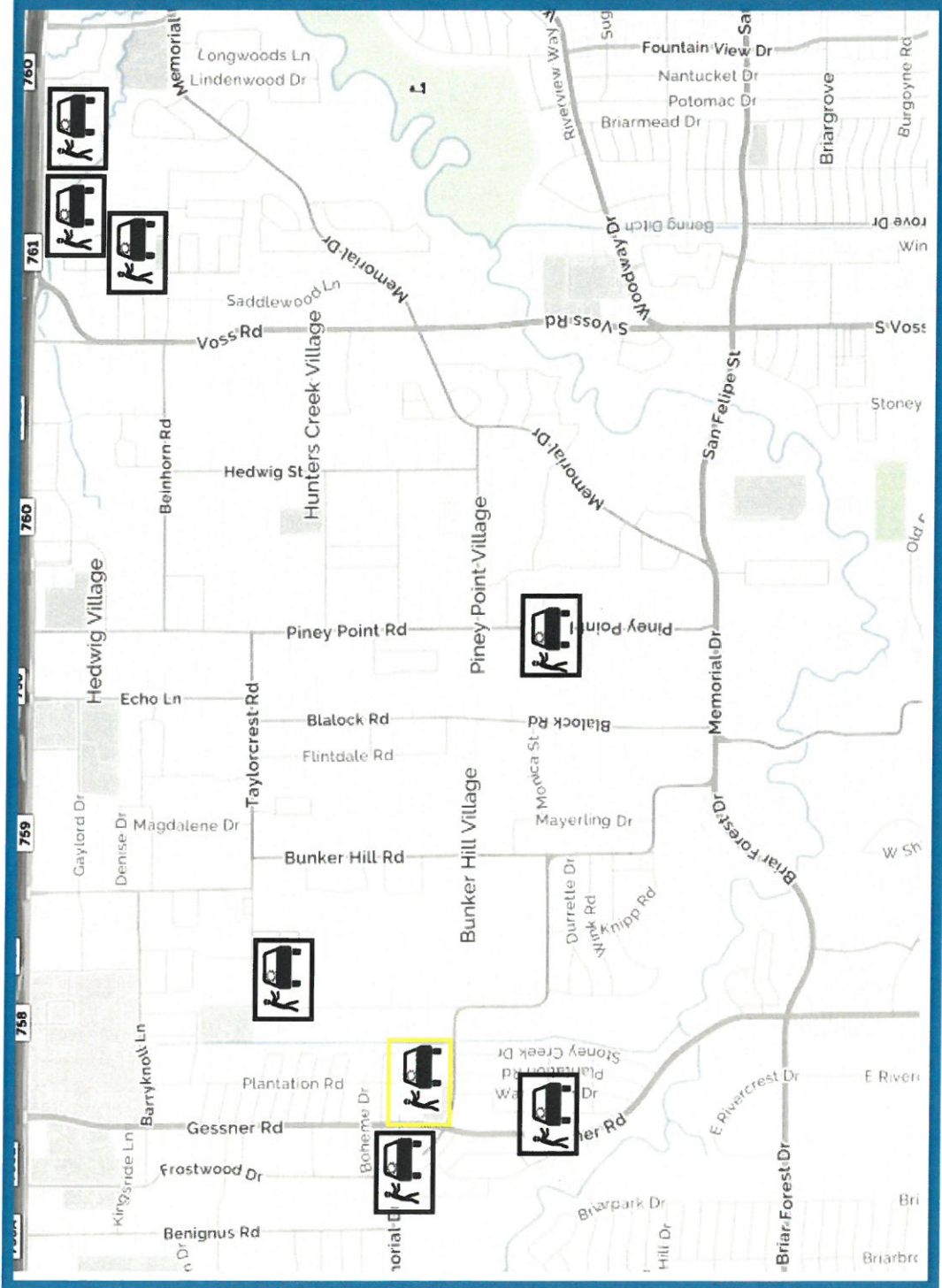
Robbery


4/1/20

2


2020 Auto Burglary Map

Address	POE
12210 Valley Star	Side Window
11910 Broken Bough	UNL Door
933 Hickory Hollow	UNL Door
12126 Tara	Side Window
12330 Tealwood North	UNL Door
8435 Katy FWY	UNL Door
906 Flint River	UNL Door
422 Piney Point	UNK Door





Daytime Burglary



Nighttime Burglary

2
3
4

4/1/20

14

2019 Officer Committed Time to Service Report

Employee Name	Jan	Feb	Mar	Apr	May	Jun	Jul	Aug	Sep	Oct	Nov	Dec	Reports	Cites
BAKER, BRIAN C	7:46:27	4:07:52	7:15:21										0	11
BIEHUNKO, JOHN	13:02:04	14:54:33	9:01:13										1	0
BOGGUS, LARRY	20:23:44	15:24:33	16:44:41										5	14
BRACHT, DANIEL	14:03:18	15:34:43	12:36:45										0	6
BURLESON, Jason	7:45:56	13:35:03	7:16:26										2	3
CADENA, VANESSA	20:57:17	17:39:42	18:40:55										6	11
CANALES, RALPH EDWARD	14:39:35	13:47:14	9:58:28										2	7
CERNY, BLAIR C.	4:49:50	19:25:49	11:58:56										3	1
HARWOOD, NICHOLAS	13:39:36	14:10:55	2:17:22										2	1
JARVIS, RICHARD	38:52:26	22:25:37	10:04:09										5	1
JOLIVET, CHARLES	17:12:39	18:35:09	6:19:11										0	1
JONES, ERIC	* 1:40:48	0:00:00	2:52:11										0	0
KELSO JR, RONALD K	* 2:44:33	6:12:45	0:24:12										1	0
LERMA, FRANK	* 5:38:37	15:52:34	1:54:02										2	0
MCELVANY, ROBERT	* 8:18:04	14:18:27	12:47:52										2	6
MILLER, OSCAR	* 2:42:40	2:51:20	8:34:23										1	0
NASH, CHRISTOPHER	28:31:10	15:29:03	19:13:08										4	0
NOWLIN, DONALD L	11:12:43	28:35:23	9:17:31										1	13
OWENS, LANE	* 0:14:42	1:30:29	0:00:00										0	0
PAVLOCK, JAMES ADAM	6:22:26	11:48:32	8:48:47										1	6
RODRIGUEZ, CHRISTOPHER	* 5:12:41	4:39:42	5:55:59										0	0
SCHANMEIR, CHRISTIAN	12:06:22	14:35:02	12:46:49										3	5
SCHULTZ, RAYMOND	* 1:23:48	0:44:16	0:20:02										0	0
SILLIMAN, ERIC	7:52:27	17:00:02	10:25:56										4	9
SISSION, KYLE J	* 0:00:00	0:00:00	1:23:31										1	0
SPRINKLE, MICHAEL	4:11:54	10:11:38	6:25:27										0	0
TAYLOR, CRAIG	15:47:28	18:58:41	20:05:55										4	11
TORRES, PATRICK	* 1:01:08	1:02:53	12:25:13										3	0
TUGGLE, JAMES	13:39:46	14:26:44	12:53:29										1	9
VALDEZ, JUAN	19:48:46	16:17:39	19:37:12										6	2
WHITE, TERRY	16:06:36	28:42:38	14:37:43										2	17
* = Admin Asmt.														
													62	134

Dispatch Committed Time													Totals
911 Phone Calls													1365
3700 Phone Calls													7259
DP General Phone Calls*													

* This is the minimal time as all internal calls route through the 3700 number.

2020 Total Incidents

2020	Crimes Against Persons	Crimes Against Property	Quality of Life Incidents	Total	Arrests	Incidents	House Checks	YTD BH INC	YTD BH HC	YTD PP INC	YTD PP HC	YTD HC INC	YTD HC HC
January	1	10	96	107	51	7824	6112	3248	2733	2166	1690	2117	1614
February	3	16	82	101	42	6182	4519	2148	1690	1578	1135	2201	1672
March	1	21	40	62	6	7095	6188	2767	2511	1635	1371	2607	2300
April													
May													
June													
July													
August													
September													
October													
November													
December													
Total	5	47	218	270	99	21101	16819	8163	6934	5379	4196	6925	5586

2019 Totals	19	159	1001	1179	580	113459	91672	40711	34541	28785	22638	40905	34223
Difference													
% Change													

2020 Recruiting and Hiring Metrics

Number of:	JAN	FEB	MAR	APR	MAY	JUN	JUL	AUG	SEP	OCT	NOV	DEC
Inquiries Phone/Internet	16	13	9									
Inquiries InPerson	0	1	0									
Applications Received	0	5	2									
Signed up to Test	0	5	5									
Showed up to Test	0	0	5									
Passed Test	0	0	4									
Completed PIQ	0	0	4									
Passed BG	0	0	1									
Passed Chief's Selection	0	0	1									
Offered Employment	0	0	1									
Hired	0	0	1									

1	2			3			4			5			6			7			8			9			10			11			12			13			14			15			16		
	Total Number of Incidents 2020			Life Threatening (LT) EMS Incidents			Life Threatening (LT) Fire Incidents			Life Threatening (LT) Fire Incidents			Life Threatening (LT) Fire Incidents			Life Threatening (LT) Fire Incidents			Life Threatening (LT) Fire Incidents			Life Threatening (LT) Fire Incidents			Life Threatening (LT) Fire Incidents			Life Threatening (LT) Fire Incidents			Life Threatening (LT) Fire Incidents			Life Threatening (LT) Fire Incidents			Life Threatening (LT) Fire Incidents			Life Threatening (LT) Fire Incidents					
Fire	EMS	Total	# LT EMS	1st Resp. Time	Netl Stand. 6:30	of 90%	Netl. Stand 10:30	of 90%	# LT Fire	Natl Stand. 6:50	of 90%	Response Time	of 90%	Fire	EMS	% of 2019 Calls are:	Fire	EMS	% of 2019 Calls are:	Fire	EMS	% of 2019 Calls are:	Fire	EMS	% of 2019 Calls are:	Fire	EMS	% of 2019 Calls are:	Fire	EMS	% of 2019 Calls are:	Fire	EMS	% of 2019 Calls are:											
52	38	90	17	3:27	3:27	100%	6:08	100%	5	5:16	100%	5:16	100%	58%	42%	58%	58%	42%	58%	58%	42%	58%	58%	42%	58%	58%	42%	58%	58%	42%	58%	58%	42%	58%	58%	42%									
52	67	119	38	3:20	3:20	100%	3:11	100%	4	4:38	100%	4:38	100%	44%	56%	44%	44%	56%	44%	44%	56%	44%	44%	56%	44%	44%	56%	44%	44%	56%	44%	44%	56%	44%	44%	56%									
8	6	14	1	2:17	2:17	100%	6:19	100%	2	6:19	100%	6:19	100%	57%	43%	57%	57%	43%	57%	57%	43%	57%	57%	43%	57%	57%	43%	57%	57%	43%	57%	57%	43%	57%	57%	43%	57%								
85	42	127	14	2:30	2:30	100%	4:27	100%	3	4:27	100%	4:27	100%	67%	33%	67%	67%	33%	67%	67%	33%	67%	67%	33%	67%	67%	33%	67%	67%	33%	67%	67%	33%	67%	67%	33%	67%								
51	29	80	13	3:08	3:08	100%	4:54	100%	5	5:18	100%	5:18	100%	64%	36%	64%	64%	36%	64%	64%	36%	64%	64%	36%	64%	64%	36%	64%	64%	36%	64%	64%	36%	64%	64%	36%	64%								
41	55	96	21	2:03	2:03	100%	5:26	100%	3	2:41	100%	2:41	100%	43%	57%	43%	43%	57%	43%	43%	57%	43%	43%	57%	43%	43%	57%	43%	43%	57%	43%	43%	57%	43%	43%	57%									
78	0	78																																											
367	237	604	104	2:47	2:47	100%	5:10	100%	22	4:50	100%	4:50	100%	61%	39%	61%	61%	39%	61%	61%	39%	61%	61%	39%	61%	61%	39%	61%	61%	39%	61%	61%	39%	61%	61%	39%	61%								

Notes: ALL Response Time categories include from the receipt of the call at the Primary Dispatch to arrival on location of the responding units.

Column 1: Reflects the cities listed within the chart.

Column 2: Reflects the year to date number of "fire" type calls within each jurisdiction. Includes: fires, vehicle collisions, gas leaks, rescues, tree in roadways, and others.

Column 3: Reflects the year to date number of "EMS" calls within each jurisdiction.

Column 4: Reflects the year to date, total number of all calls within each jurisdiction.

Column 5: Reflects the year to date, number of "life threatening EMS" calls within each jurisdiction.

Column 6, Row A: Reflects the "National Standard for total response time for life threatening EMS Calls of 6 minutes 30 seconds. Includes: heart attacks, strokes, seizures, cardiac arrest, seizures and others.

Column 7: Reflects the year to date, first responder's response times for each jurisdiction.

Column 8, Row A: Reflects the National Standard of the percentage of calls which the national standard should be met: 90%

Column 9: Reflects the year to date, percentage of calls which the national standard is met during life threatening EMS calls.

Column 10 Row A: Reflects the National Standard for total response time for life threatening EMS calls for arrival of Advanced Life Support Equipment and Personnel: 10 minutes 30 seconds.

Column 11: Reflects the year to date, Advanced Life Support equipment and personnel response time for life threatening calls within each jurisdiction.

Column 12 Row A: Reflects the National Standard of the percentage of calls which the ALS standard should be met: 90%

Column 13: Reflects the year to date, percentage of calls, which the national standards is met of ALS response for each jurisdiction.

Column 14: Reflects the year to date, number of life threatening "Fire Type" calls within each jurisdiction.

Column 15: Reflects the year to date, average total response time to fire type calls within each jurisdiction.

Column 16: Reflects the year to date, percentage of life threatening fire type calls which meet or exceed the National Standard.

Column 17: Reflects the year to date, percentage of calls which our "fire type" calls.

Column 18: Reflects the year to date, percentage of call which our "EMS" calls.

Column 19: Reflects the year to date number of Fire Alarms within each jurisdiction.

Column 20: Reflects the percentage of fire type calls which are fire alarms.

MAYOR
Jim Pappas

CITY OF
HUNTERS CREEK VILLAGE

CITY COUNCIL
Stuart Marks
Fidel Sapien
Ken Spalding
Chip Cowell
Jay Carlton



CITY ADMINISTRATOR
Tom Fullen, CPM
CITY SECRETARY
Crystal R. Dozier, TRMC

Building Official Monthly Report

Prepared April 16, 2020 for the April 28, 2020 meeting.

Mayor and Council,

Please find attached the Building Officials Monthly Report for March 2020.

Thank You,

A handwritten signature in blue ink, appearing to read "James A. Stewart". The signature is fluid and cursive.

James A. Stewart, CBO
Building Official/Public Works Director

**City of Hunters Creek Village
Permit Activity Report (Issued) - 2016**

Month	Building			Electrical		Mech & Plumbing		Total	
	# Issued	\$ Fees	# New Res	# Issued	\$ Fees	# Issued	\$ Fees	# Issued	\$ Fees
January	19	\$10,534	2	12	\$1,850	31	\$5,160	62	\$17,554
February	14	\$24,127	0	10	\$1,935	18	\$3,930	42	\$29,992
March	27	\$34,508	1	11	\$1,690	31	\$8,675	69	\$41,873
April	18	\$16,908	1	8	\$1,165	31	\$4,010	57	\$22,083
May	24	\$31,155	3	25	\$3,125	34	\$5,135	83	\$39,415
June	24	\$23,653	0	13	\$1,850	27	\$3,645	64	\$29,148
July	20	\$9,406	0	11	\$1,590	20	\$2,965	51	\$13,961
August	18	\$14,653	1	12	\$1,965	30	\$3,990	60	\$20,628
September	16	\$41,142	1	11	\$1,425	19	\$2,995	46	\$45,562
October	21	\$15,151	0	9	\$1,880	21	\$2,845	51	\$19,876
November	28	\$13,946	0	15	\$2,295	25	\$4,145	68	\$20,386
December	12	\$13,364	1	11	\$1,345	27	\$4,530	48	\$19,239
Total	241	\$248,547	10	148	\$22,145	314	\$49,025	701	\$319,717

**City of Hunters Creek Village
Permit Activity Report (Issued) - 2017**

Month	Building			Electrical		Mech & Plumbing		Total	
	# Issued	\$ Fees	# New Res	# Issued	\$ Fees	# Issued	\$ Fees	# Issued	\$ Fees
January	15	\$18,056	3	19	\$3,055	32	\$5,880	66	\$26,991
February	15	\$10,320	1	6	\$770	20	\$2,915	41	\$14,005
March	33	\$44,722	4	18	\$2,275	31	\$6,290	82	\$53,287
April	24	\$20,445	1	12	\$1,770	30	\$4,995	66	\$27,210
May	16	\$10,225	0	22	\$3,710	42	\$7,410	80	\$21,345
June	17	\$8,701	0	14	\$2,085	32	\$3,880	63	\$14,666
July	24	\$31,490	3	16	\$3,050	39	\$5,930	79	\$40,470
August	35	\$20,106	2	14	\$2,335	29	\$5,405	80	\$27,846
September	18	\$17,495	2	11	\$1,765	21	\$3,975	50	\$23,235
October	36	\$37,903	2	22	\$2,888	20	\$2,970	78	\$43,759
November	31	\$31,086	1	17	\$1,772	21	\$3,860	69	\$36,718
December	19	\$9,892	1	13	\$1,285	32	\$5,240	64	\$16,417
Total	283	\$260,439	20	184	\$26,758	349	\$58,750	798	\$345,947

**City of Hunters Creek Village
Permit Activity Report (Issued) - 2018**

Month	Building			Electrical		Mech & Plumbing		Total		Valuation \$
	# Issued	\$ Fees	# New Res	# Issued	\$ Fees	# Issued	\$ Fees	# Issued	\$ Fees	
January	23	\$21,993	3	22	\$2,830	37	\$6,640	82	\$31,463	\$5,142,190
February	20	\$19,659	1	6	\$970	28	\$6,065	54	\$26,694	\$3,093,740
March	29	\$56,193	3	16	\$2,655	32	\$4,945	77	\$63,793	\$7,691,803
April	25	\$27,768	2	13	\$1,700	29	\$5,775	67	\$35,243	\$4,974,148
May	21	\$22,463	1	18	\$3,300	30	\$5,115	69	\$30,878	\$4,020,621
June	27	\$29,485	3	14	\$3,085	25	\$3,400	66	\$35,970	\$5,135,993
July	43	\$51,062	3	27	\$5,775	56	\$9,630	126	\$66,467	\$10,385,422
August	19	\$27,552	2	18	\$3,545	33	\$6,185	70	\$37,282	\$5,212,019
September	15	\$3,889	0	7	\$1,605	18	\$3,175	40	\$8,569	\$698,375
October	27	\$46,688	2	13	\$1,850	34	\$4,575	74	\$53,113	\$8,692,298
November	19	\$28,722	3	10	\$1,530	24	\$4,095	54	\$34,347	\$5,717,560
December	20	\$32,156	3	11	\$1,855	20	\$3,480	51	\$37,491	\$5,545,669
Total	288	\$367,632	26	175	\$30,600	366	\$63,080	830	\$461,312	\$66,509,858

**City of Hunters Creek Village
Permit Activity Report (Issued) - 2019**

Month	Building			Electrical		Mech & Plumbing		Total		Valuation \$
	# Issued	\$ Fees	# New Res	# Issued	\$ Fees	# Issued	\$ Fees	# Issued	\$ Fees	
January	19	\$4,633	0	11	\$1,405	15	\$3,730	45	\$9,768	\$702,660
February	17	\$6,188	1	8	\$1,355	30	\$4,080	55	\$11,623	\$2,637,978
March	23	\$13,320	0	10	\$1,170	18	\$2,262	51	\$16,752	\$1,758,240
April	22	\$17,127	1	15	\$3,160	40	\$6,175	77	\$26,462	\$2,931,125
May	26	\$17,788	2	17	\$3,045	29	\$4,295	72	\$25,128	\$2,661,043
June	24	\$12,674	1	6	\$1,150	23	\$4,030	53	\$17,854	\$2,086,440
July	39	\$19,821	1	18	\$2,535	34	\$5,025	91	\$27,381	\$3,780,834
August	27	\$26,431	2	12	\$2,265	33	\$5,145	72	\$33,841	\$5,975,468
September	23	\$26,541	2	12	\$2,095	31	\$5,140	66	\$33,776	\$3,896,872
October	27	\$40,968	3	12	\$1,865	35	\$6,050	74	\$48,883	\$8,384,366
November	20	\$7,283	0	13	\$1,790	22	\$3,235	55	\$12,308	\$1,213,903
December	22	\$14,495	0	10	\$2,020	31	\$4,675	63	\$21,190	\$1,767,497
Total	289	\$207,265	13	144	\$23,855	341	\$53,842	774	\$284,962	\$37,776,448

**City of Hunters Creek Village
Permit Activity Report (Issued) - 2020**

Month	Building			Electrical		Mech & Plumbing		Total		Valuation \$
	# Issued	\$ Fees	# New Res	# Issued	\$ Fees	# Issued	\$ Fees	# Issued	\$ Fees	
January	17	\$10,267	1	12	\$2,160	18	\$2,510	47	\$14,937	\$1,779,758
February	24	\$17,887	1	10	\$1,455	21	\$3,355	55	\$22,697	\$2,970,153
March	34	\$149,084	0	17	\$3,390	32	\$6,140	83	\$158,614	\$29,896,341
April										
May										
June										
July										
August										
September										
October										
November										
December										
Total	75	\$177,238	2	39	\$7,005	71	\$12,005	185	\$196,248	\$34,646,252

20

**City of Hunters Creek Village
Inspection Activity Report - 2019**

	Inspections Performed	Inspections Passed	% Passed	Inspections Failed	% Failed
Month					
January					
February					
March					
April					
May					
June					
July					
August					
September					
October					
November					
December	125	115	92.0	10	8.0
Total	125	115	92.0	10	8.0

**City of Hunters Creek Village
Inspection Activity Report - 2020**

	Inspections Performed	Inspections Passed	% Passed	Inspections Failed	% Failed
Month					
January	112	100	89.0	12	11.0
February	161	134	83.2	27	16.8
March	149	137	91.9	12	8.1
April					
May					
June					
July					
August					
September					
October					
November					
December					
Total	422	371	88.0	51	12.0

21

HUNTERS CREEK VILLAGE - PLAN REVIEW STATUS REPORT

PROJECT ADDRESS	PROJECT TYPE	DATE SUBMITTED	REVIEW STATUS	COMMENTS
718 Creekside Ln.	Remodel	2/18/2020	Review Completed - 3/4/20 - Approved	Contractor notified to pick up permit - 3/4/20
11003 Hedwig Green	Swimming Pool	2/20/2020	Review Completed - 2/27/20 - Approved	Contractor notified to Pick up Permit - 2/27/20
1106 River Bend Dr.	New Swimming Pool	3/2/2020	Review Completed - 3/4/20 - Approved	Contractor Notified to Pick Up Permit - 3/4/20
10733 Old Coach Ln.	New Residence	3/6/2020	Revisions Submitted - 4/6/20 - Review Completed 4/7/20 - Approved	Contractor Notified to pick up permit - 4/7/20
10809 Jaycee Ln.	Remodel	3/6/2020	Revisions Submitted - 3/18/20 - Review Complete - 3/19/20 - Approved	Contractor notified to pick up permit - 3/19/20
11 Inwood Oaks Dr.	Remodel	3/6/2020	Revisions Submitted - 3/26/20 - Review Completed - 3/31/20 Approved	Contractor notified to pick up permit - 3/31/20
5 Cape Cod	New Pool	3/26/2020	Revisions submitted - 3/31/20 - Review Completed - 3/31/20 Approved	Contractor notified to pick up permit - 3/31/20
810 Flint River	New Pool	3/30/2020	Review Completed - 3/31/20 - Approved	Contractor notified to pick up permit - 3/31/20

22

City of Hunters Creek Village

Certificate of Occupancy


March 23, 2020

Permit Number: 201800196

Zora Spevak
701 Saddlewood Lane
Houston, TX 77024

The Residence Is Ready For Occupancy. All Final Building, Mechanical, Electrical and Plumbing Inspections Have Been Made And All Fees Have Been Paid. This Building Complies With The 2015 IRC.

* This Residence Has Been Equipped With An Automatic Sprinkler System



James A. Stewart, CBO
Building Official



HUNTERS CREEK VILLAGE - ANIMAL CONTROL ACTIVITY REPORT

DATE	ADDRESS	ACTIVITY DESCRIPTION	DISPOSITION	NOTES
1/29/2019	Voss @ Beinhorn	Dead animal in roadway	Picked up and disposed	Appeared the animal was an Otter
4/9/2019	640 Pifer Rd.	Dead Animals in Roadway	Picked up and disposed	
4/10/2019	12 Inwood Oaks	Stray Dog at Residence	Picked up/Taken to Shelter	
5/10/2019	750 Pifer Rd.	Animal Trap Delivered to Resident	Trap Delivered	
6/4/2019	210 Timberwilde Ln.	Opossum in trap - Picked Up	Picked Up/Relocated	
6/7/2019	725 W. Creekside Dr	Animal Trap Delivered to Resident	Trap Delivered	
6/11/2019	737 Camelot Ln	Animal Trap Delivered to Resident	Trap Delivered	
6/24/2019	107 Timberwilde Ln	Trapped Raccoon - Pick Up/Return Trap to Resident	Picked Up/Relocated	
7/2/2019	10650 Memorial Dr.	Dead Squirrel on roadway	Picked Up/Disposed	
7/8/2019	321 Shasta	Bat inside House - Owner Caught and Froze - Rabies Test	Picked up/Took to Lab for Testing	Rabies test result was negative for Rabies.
7/8/2019	646 Hedwig Rd.	Dead Cat near street	Picked Up - Disposed	
7/11/2019	602 Wellesley	Dead Squirrel in front.	Picked up - Disposed	
7/15/2019	507 Three Corners	Large Opossum in Trap	Picked up - Relocated	
7/23/2019	507 Three Corners	Large Raccoon in Trap	Picked Up - Relocated	
8/27/2019	729 W. Creekside	Needs animal trap delivered so they can catch animals in back yard.	Delivered trap to resident	
8/28/2019	403 Thamer Ln.	Pick up trapped racoon - Return trap	Picked up Raccoon - Returned trap	
9/5/2019	10810 Oak Creek St.	Report of Dog in Street from Police Dept.	Picked up Dog - Owner Located	Dog Returned to Owner
9/13/2019	331 Hunters Trail St.	Owner Bitten by his dog - Dog Very Aggressive/Dangerous	Dog Euthanized by Owner Request - Tested	Rabies Test NEGATIVE for Rabies
9/16/2019	210 Timberwilde Ln.	Opossum in trap - Picked Up	Picked Up - Relocated	
9/27/2019	600 Blk Timberwilde	Dog at Large	Picked Up Dog - Taken to CAPS for Adoption	Enrolled for Adoption at CAPS.
9/30/2019	10914 Walwick Dr.	Dead Raccoon	Picked Up/Disposed	
10/7/2019	9 Hunters Ridge Ct.	Dead Armadillo	Picked Up/Disposed	
10/11/2019	10800 Blk Roaring Brook	Dead squirrel in road	Picked Up/Disposed	
10/14/2019	938 Boros	Deliver Animal Trap - Feral Cats	Delivered Trap to resident	
10/25/2019	10814 Jaycee Ln.	Deliver Animal Trap - Raccoons	Delivered Trap to resident	
11/6/2019	10537 Gawain Ln.	Deliver trap for raccoons.	Delivered Trap to resident	
11/7/2019	Pifer at Belhorn	Dead Opossum in road	Picked Up/Disposed	
11/8/2019	Beinhorn at Pifer Rd	Dead Raccoon in Road	Picked Up/Disposed	
11/7/2019	423 Thamer Ln.	Dog Bite - UPS Driver Bitten while making delivery	Home Quarantine of Dog - Shots Current	Home Quarantine ended 11/18/19 - All OK - Rabies Vaccination Current
11/11/2019	Memorial at Hunters Way	Dead Raccoon in Road	Picked Up/Disposed	
11/20/2019	Memorial at Creekside	Dead animal in roadway	Picked Up/Disposed	
1/6/2020	3 Saddlewood Estates	Animal Trap Delivered to Resident	Picked Up/Disposed	
1/7/2020	5 Reynolds Ct	Animal Trap Delivered to Resident	Delivered Trap to resident	
1/8/2020	Memorial near Thamer	Dead animal in roadway	Picked Up/Disposed	
1/8/2020	Voss at Beinhorn	Dead animal in roadway	Picked Up/Disposed	
1/17/2020	5 Reynolds Ct.	Pick Up Trap - No Longer Needed	Picked Up Trap	
2/3/2020	606 Hunters Way Dr.	Animal Trap Delivered to Resident	Delivered Trap to Resident	
2/19/2020	210 Timberwilde Ln.	Trapped Raccoon - Pick Up/Return Trap to Resident	Picked Up Raccoon - Relocated	Relocated Raccoon
2/19/2020	3 Saddlewood Estates	Animal Trap Request	Delivered Trap to Resident	
2/21/2020	3 Saddlewood Estates	Raccoon in trap	Picked up and relocated racoon	Relocated Raccoon
2/26/2020	Hunters Trail St.	Stray Dog	Pick Up Dog - Delivered to shelter	Relocated Cats
2/28/2020	507 Hunters Park Ln.	2 Feral Cats in Trap	Picked Up/Relocated	
3/3/2020	108 Shasta	Stray Dog on Banks Of Bayou	Picked up Dog	
3/5/2020	907 Creeewood Way	Stray Dog	Picked up dog - Delivered to Vet Clinic	
3/6/2020	506 Hunters Park Ln.	Feral Cat in Trap	Picked Up - Relocated	Relocated Cats
3/10/2020	Voss Park at Voss	Dead animal in roadway	Picked Up/Disposed	
3/23/2020	Saddlewood near Belhorn	Dead Opossum in roadway	Picked Up/Disposed	
4/6/2020	10918 Timberglen	Deliver Trap to resident	Delivered trap to resident	
4/8/2020	10918 Timberglen	Opossum in Trap - Pick Up	Picked Up/Relocated	
4/13/2020	10918 Timberglen	Opossum in Trap - Pick Up	Picked Up/Relocated	

24

CITY OF HUNTERS CREEK VILLAGE ENGINEER'S REPORT

Prepared April 21, 2020 for the April 28, 2020 Agenda

A. 2019 Outfall Replacement -Outfalls #5 and #24

1. Project completed.
Original Contract Amount – \$353,981.00
Final Contract Amount - \$336,091.00
2. Agenda Item for Project Close-Out Change Order.



B. 2020 Outfall Replacement – Outfall #32(River Glyn Drive)

1. Currently under construction, approximately 20% complete.
2. Outfall rehabilitation estimated completion date is June 2020.

C. Voss at Second Baptist

1. Received and reviewed final report from geotechnical engineer.
2. Attempting to schedule a meeting with City of Houston.

D. Beinhorn and Voss – Traffic Signal Reconstruction

1. Recommend award to City Lynx as the Low Bidder for Total Bid Price of \$329,078.87. See agenda item for award recommendation.
2. City Lynx is low bidder under every alternative scenario.
3. The previous signal project for Memorial & Voss was awarded at \$319K, before additional work was added.

E. Everwood Lane – Asphalt Street Maintenance

1. Contractor has completed work the week of April 20, 2020
2. After uncovering the surface layer of asphalt, the asphalt base was inspected and determined to be in good condition. Base repair was not required.

F. CCTV Phase II

1. Contractor's pay app has been processed for video's provided.
2. After review of videos provided, the contractor missed areas requested in the additional scope. Contractor to inspect the remaining areas. Total revised contract is \$50k.

G. Beinhorn Phase I (Hedwig to Voss)

1. Request for council direction on scoping and design for Beinhorn Phase I.

**CITY OF HUNTERS CREEK VILLAGE, TEXAS
MINUTES OF THE REGULAR
CITY COUNCIL MEETING
March 24, 2020**

The City Council of the City of Hunters Creek Village, Texas held a regular meeting on Tuesday, March 24, 2020, at City Hall, #1 Hunters Creek Place, Hunters Creek Village, Texas. Attendance at the meeting was limited to the council members and selected City staff to keep the total to ten or less. A toll free number was provided for members of the public to call in to participate in the meeting by teleconference.

Present:	Mayor:	Jim Pappas
	Councilmembers:	Stuart Marks Fidel Sapien Ken Spalding Chip Cowell Jay Carlton
	City Attorney:	John Hightower
	City Administrator:	Tom Fullen
	City Secretary:	Crystal R. Dozier (by teleconference)
	City Engineer:	Steve Byington

With a quorum of the Council Members present, Mayor Jim Pappas called the meeting to order at 6:00 p.m. followed by the pledge of allegiance led by City Attorney, John Hightower, and invocation by Mayor Pappas.

PUBLIC COMMENTS

There were no public comments.

REPORTS

Treasurer: Tom Fullen, City Administrator, presented the financial report and gave a brief summary.

Police Commission: Chief Ray Schultz presented the police department report. The Police Department has established special procedures for operation during the COVID-19 medical emergency. The Department stocked up on cleaning supplies and has assigned the administrative staff to work remotely from home. Efforts have been made to identify special needs individuals and to develop a plan for providing support to them if necessary.

Fire Commission: Councilman Carlton presented the fire department report. The March meeting of the Fire Commission was cancelled. A decision was made to keep the fuel tanks in operation because of the COVID-19 medical emergency. Six firemen were believed to have been exposed to the virus during an emergency call and were placed in temporary quarantine in a local hotel. The Department's employees are incurring a large amount of overtime and there may be budget issues to address in the near future.

Building Official: No report.

City Engineer: Steve Byington, City Engineer reported on the following public work projects:

- a. 2019 Outfall Replacement-Outfalls #5 and #24

The project is within budget. City Engineer is currently coordinating with landscaping contractor at Dodson residence. Work is anticipated to be completed within the next two weeks. Project close-out to follow. Total contract amount is \$353,981.

- b. 2020 Outfall Replacement – Outfall #32 (River Glyn Drive)

City Engineer received a total of 6 bids on March 16th. They are currently reviewing bids and contractor qualifications and will provide a recommendation at the council meeting. Outfall rehabilitation estimated completion date is June 2020. Overall construction cost will be approximately \$150,000.

- c. Voss at Second Baptist

City Engineer is awaiting draft report from geotechnical engineer.

- d. Beinhorn and Voss – Traffic Signal Reconstruction

Decorative pole lead time has been reduced from one year, to less than six months. Construction plans are advertised and bid opening is Thursday, March 26th, 2020. Centerpoint gas conflict will be resolved by September.

- e. Everwood Lane – Asphalt Street Maintenance

Contractors have submitted prices and bid tabulation is attached. For longer lasting repair and greater appeal to roadway, Engineer's recommendation is to award A-1 Construction Services for OPTION A - 2" Mill and Overlay in the amount of \$33,930.00 with up to \$10,000 in Extra Work Items for Base Repair, as needed. Selected base repair material to be determined during pre-con. This option will repair the entire surface of the roadway.

- f. CCTV Phase II

Contractor has completed additional inspection work. Contractor's pay app is currently under review. Currently checking all videos requested were provided. Total contract revised is \$50k.

- g. Hunters Creek Elementary Drainage

All comments addressed.

Mayor and Council Reports

Mayor Pappas reported that he had contacted U.S' Representative Lizzie Fletcher to urge that she support the COVID-19 relief legislation and had participated in a conference call with Harris County Judge Hidalgo.

CONSENT AGENDA

1. Approval of the Minutes of the Regular Meeting on February 25, 2020.
2. Approval of the Cash Disbursement Journal for February, 2020.

A motion was made and seconded to approve the consent agenda. The vote to approve the motion was unanimous.

REGULAR AGENDA

1. Discussion and possible action to adopt a resolution suspending CenterPoint Energy's 2020 Annual Gas Reliability Infrastructure Program ("GRIP") rate adjustment for 45 days.

A motion was made and seconded to approve the resolution. The vote to approve the motion was unanimous.

2. Discussion and possible action to decide whether or not to decline the 2020 consumer price index adjustment to the City's telecommunications right-of-way access line rates.

A motion was made and seconded to decline the consumer price index adjustment. The vote to approve the motion was unanimous.

3. Discussion and possible action to award a bid to A-1 Construction Services for Everwood Street Asphalt Repair in an amount not to exceed \$35,000.

A motion was made and seconded to award the bid to A-1 Construction Services for the Everwood Street Asphalt Repair in amount not to exceed \$40,000. The vote to approve the motion was unanimous. Council Member Sapien was not present during this vote.

4. Discussion and possible action award a bid to Preferred Industrial Contractors, Inc. for Outfall #32 Rehabilitation at 1002 River Glyn Drive in the amount of \$115,915.00.

A motion was made and seconded to award the bid to Preferred Industrial Contractors, Inc. for Outfall #32 Rehabilitation at 1002 River Glyn Drive in the amount of \$115,915.00. The vote to approve the motion was unanimous. Council Member Sapien was not present during this vote.

5. Discussion and possible action to adopt a resolution extending the Mayor's declaration of a local state of disaster in response to the COVID-19 Virus Pandemic.

A motion was made and seconded to adopt an ordinance granting the City Council's consent to the extension of the Mayor's disaster declaration to April 28, 2020. The vote to approve the motion was unanimous. Council Member Sapien was not present during this vote.

6. Discussion and possible action regarding other measures to be taken by the City in response to the COVID-19 Virus Pandemic.

No action was taken on this item.

7. Discussion and possible action to discuss employees temporarily working from home during the COVID-19 Virus Pandemic.

No action was taken on this item.

- G. **EXECUTIVE SESSION** It is anticipated that all, or a portion of the discussion of the following items, if any, will be conducted in closed executive session under authority of the Texas Open

Meetings Act. However, no action will be taken on these items until the City Council reconvenes in open session.

At 7:00 p.m. the Mayor announced that the City Council was recessing into closed executive session under Section 551.074 of the Texas Open Meeting Act to deliberate on item 7, above. No action was taken during the closed executive session.

H. RECONVENE into Open Session and consider action, if any, on items discussed in Executive Session.

At 7:13 p.m. the City Council reconvened in open session. No further action was taken.

I. ADJOURNMENT

At 7:13 p.m. a motion was made and seconded to adjourn the meeting. The vote to approve the motion was unanimous.

The meeting was adjourned at 7:13 p.m.

These minutes were approved on the _____ day of _____, 2020.

Jim Pappas, Mayor

ATTEST:

Crystal R. Dozier, TRMC
City Secretary



**CITY OF HUNTERS CREEK VILLAGE
AGENDA DISCUSSION FORM**

AGENDA DATE: April 28, 2020
AGENDA SUBJECT: CenterPoint Energy's Annual Franchise Fee
Calculation
PROCEEDING: Motion
EXHIBITS: Letter from CenterPoint



CenterPoint Energy
18018 Huffmeister Road
Cypress, TX 77429-6404

March 2, 2020

Mayor Jim Pappas
City of Hunters Creek Village
1 Hunters Creek Place
Hunters Creek Village, TX 77024

RE: Annual Franchise Payment Calculation

Dear Mayor Pappas:

Pursuant to the City of Hunters Creek Village franchise agreement with CenterPoint Energy Houston Electric, LLC, the attached Annual Franchise Payment Calculation is submitted for your review. If CenterPoint Energy Houston Electric, LLC does not receive an objection from you by May 31, 2020, CenterPoint Energy Houston Electric, LLC shall implement the adjusted annual franchise fee payment on July 1, 2020.

Please feel free to contact me at 713-945-4956 if you have any questions concerning this matter.

Please acknowledge receipt of this notice by signing in the space provided below.

Sincerely,

Anne Perdue

Anne Perdue
Service Area Manager Spring Branch

AP/eoh
Attachment: Annual Franchise Payment Calculation

Received this _____ day of _____, 2020

By: _____

Title: _____

36

City of Hunter Creek Village Annual Franchise Payment Calculation
Effective July 1, 2020

<u>Line No.</u>	<u>Description</u>	<u>Amount</u>	<u>Franchise Ordinance</u>
1	Annual Franchise Fee:		
2	Base Amount	\$ 245,246.94	Per Section 6.01
3		\$ -	
4	Annual Franchise Fee (line 2 + line 3)	\$ 245,246.94	
5	Annual Adjustment Factor:		Per Section 6.01
6	kWh delivered within corporate limits of City in the calendar year 2019	68,650,183	Includes street lights
7	kWh delivered within corporate limits of City in base year 2005	72,092,221	Base Year fixed (includes street lights)
8	Annual Adjustment Factor (line 6 / line 7)	0.95	
9	Adjusted Annual Franchise Fee (line 8 x line 4)	<u>\$ 233,537.64</u>	
Determination of Annual Franchise Fee Payment:			
10	Is line 9 higher than line 4? If yes, insert amount from line 9. If no insert amount from line 4.	\$ 245,246.94	Per Section 6.01
11	Less: Municipal Account Franchise Credits applicable to City in the calendar year 2019	714.35	Per Section 6.01
12	Total Annual Franchise Fee Payment (line 10 - line 11)	<u>\$ 244,532.59</u>	
13	Monthly Payment (line 12 / 12 months)	<u>\$ 20,377.72</u>	Due 1st day of each month beg. July 1st

<u>Monthly Payments:</u>	<u>Based on 2019</u>		
	<u>Monthly Payment</u>	<u>Franchise Credits</u>	
July 1	\$ 20,377.72	\$ 59.53	\$ 20,437.25
August 1	20,377.72	59.53	20,437.25
September 1	20,377.72	59.53	20,437.25
October 1	20,377.72	59.53	20,437.25
November 1	20,377.72	59.53	20,437.25
December 1	20,377.72	59.53	20,437.25
January 1	20,377.72	59.53	20,437.25
February 1	20,377.72	59.53	20,437.25
March 1	20,377.72	59.53	20,437.25
April 1	20,377.72	59.53	20,437.25
May 1	20,377.72	59.53	20,437.25
June 1	20,377.72	59.53	20,437.25
Total	\$ 244,532.59	\$ 714.35	\$ 245,246.94



**CITY OF HUNTERS CREEK VILLAGE
AGENDA DISCUSSION FORM**

AGENDA DATE: April 28, 2020
AGENDA SUBJECT: Network Node Development Agreement for 5G Services
PROCEEDING: None
EXHIBITS:

Councilman Marks will speak on this agenda item.



**CITY OF HUNTERS CREEK VILLAGE
AGENDA DISCUSSION FORM**

AGENDA DATE: April 28, 2020
AGENDA SUBJECT: Traffic Signal Replacement at Beinhorn Rd. and Voss Rd.
PROCEEDING: Motion
EXHIBITS: Bid Information

April 20th, 2020

The Honorable Jim Pappas
City of Hunters Creek Village
1 Hunters Creek Place
Houston, Texas 77024

RE: Traffic Signal Replacement Beinhorn Road at Voss Road
Construction Award Recommendation
CFA PROJ. NO. 1912-009-06

Dear Mayor Pappas:

CobbFendley received six (6) bids on March 26, 2020 for the above mentioned project. The apparent low bidder is CityLynx, Inc. with a bid of \$329,078.87. CityLynx constructed signals at Memorial Drive at Voss Road in 2018. Based on our past experiences and review of current projects, we find bidder to be responsible and responsive according to the instructions to bidders.

We recommend that the contract for this project be awarded to the CityLynx, Inc. for the aforementioned amount.

Enclosed, for your review, is a copy of the Unit Bid Tabulation. If you have any questions or require any additional information, please do not hesitate to call me at 713-462-3242.

Sincerely,

COBB, FENDLEY & ASSOCIATES, INC.



Mark Sharpe, P.E.
Project Engineer

Enclosure

Item	Description	Bidder No. 1		Bidder No. 2		Bidder No. 3		Bidder No. 4		Bidder No. 5		Bidder No. 6		Engineer's Estimate
		CITY LNK	TRAFF-TEK INC.	TRAFFIC SYSTEMS CONSTRUCTION	STATEWIDE TRAFFIC SIGNAL	FLORIDA TRAFFIC CONTROL DEVICES, INC	JERDON ENTERPRISE, L.P.							
31	INS TRC SIG RL AMS(S)RN1 1 ARM(40) LUM FOUNDATION	EA 2	16,503.56	33,007.12	34,100.00	39,000.00	20,000.00	40,000.00	24,364.64	48,729.28	25,000.00	50,000.00	516,000.00	72,000.00
32	ASSEMBLY - 30 AMP & 60 AMP (SQUARE REMOVE AND SALVAGE EXISTING CONTROLLER CABINET & DETECTION SYSTEM)	EA 1	3,586.98	3,586.98	4,346.00	5,000.00	5,000.00	5,000.00	5,844.29	5,844.29	9,000.00	9,000.00	55,000.00	4,000.00
33	TRAFFIC SIGNAL EQUIPMENT (EXCLUDING CONTROLLER CABINET & DETECTION SYSTEM)	LS 1	1,998.85	1,998.85	4,355.00	3,500.00	3,500.00	3,000.00	2,392.83	2,392.83	3,000.00	3,000.00	54,000.00	4,000.00
34	ILLUMINATED OVERHEAD STREET NAME SIGN (ALUMINUM)	EA 4	3,033.53	12,134.12	3,239.00	12,556.00	6,000.00	19,200.00	3,837.63	15,360.52	4,000.00	16,000.00	54,000.00	18,400.00
35	TRAFFIC SIGNAL FOUNDATION WITH BEINHORN PRECAST EXISTING	EA 4	2,084.10	8,336.40	2,560.00	10,240.00	12,400.00	10,000.00	2,658.86	10,623.40	2,800.00	11,200.00	51,400.00	13,600.00
36	TRAFFIC SIGNAL FOUNDATION WITH BEINHORN PRECAST EXISTING	LS 1	3,126.60	3,126.60	2,170.00	2,170.00	3,650.00	6,000.00	1,177.77	1,177.77	3,500.00	3,500.00	513,000.00	15,000.00
37	CONTROLLER CABINET TO NEW FURNISH AND INSTALL SIDE MOUNTED BATTERY BACKUP, WITH NEMA 4X	LS 1	5,692.69	5,692.69	8,560.00	8,560.00	8,300.00	7,000.00	6,873.48	6,873.48	7,500.00	7,500.00	59,000.00	9,000.00
38	GROUND ROD	EA 5	708.39	3,541.95	400.00	2,000.00	6,000.00	1,300.00	847.72	4,238.60	1,600.00	8,000.00	5,900.00	4,500.00
39	CONDUIT, 2-IN SCH 80 PVC TRENCH	LF 75	10.00	750.00	11.40	855.00	1,025.00	1,716.00	12.18	912.00	20.00	1,500.00	514.00	1,050.00
40	CONDUIT, 3/4-IN SCH 80 PVC BORE	LF 65	11.50	517.50	13.30	598.50	25.00	1,125.00	20.00	1,125.00	20.00	1,005.00	518.00	610.00
41	CONDUIT, 1/2-IN SCH 80 PVC BORE	LF 159	11.00	1,829.00	35.15	5,448.25	24.00	3,720.00	30.00	3,413.30	22.00	2,160.00	2,100.00	3,104.05
42	CONDUIT, 1/2-IN SCH 80 PVC BORE	LF 159	13.02	1,925.80	15.40	1,986.00	27.00	2,430.00	25.00	1,454.00	24.00	2,160.00	2,100.00	3,104.05
43	CONDUIT, 1/2-IN SCH 80 PVC BORE	LF 159	25.19	3,274.70	42.45	5,518.50	31.00	4,030.00	30.00	2,270.00	28.00	3,640.00	3,640.00	3,091.50
44	3-SECTION HORIZONTAL VEHICLE SIGNAL HEAD ASSEMBLY (RYG) (INCLUDING BACK PLATES)	EA 6	451.00	3,608.00	596.00	4,760.00	765.00	6,940.00	600.00	675.40	1,200.00	9,600.00	570.00	6,000.00
45	4-SECTION VERTICAL VEHICLE SIGNAL HEAD ASSEMBLY (R-Y-Y-G) (INCLUDING BACK PLATES)	EA 4	578.17	2,304.68	740.00	2,960.00	865.00	3,100.00	865.68	3,462.72	1,400.00	5,600.00	580.00	3,200.00
46	4-SECTION VERTICAL VEHICLE SIGNAL HEAD ASSEMBLY (R-Y-Y-G) (INCLUDING LED PERSPECTIVE SIGNAL HEAD)	EA 4	578.17	2,304.68	740.00	2,960.00	715.00	2,840.00	775.00	914.14	1,400.00	5,600.00	580.00	3,200.00
47	ASSEMBLY (YELLOW) (SYMBOLIC) (COUNTDOWN)	EA 6	387.75	2,942.08	490.00	3,630.00	480.00	3,920.00	500.00	503.75	750.00	6,000.00	570.00	6,000.00
48	3/4"-#14 AWG BMSA 19-1-1984	LF 1,468	1.18	1,720.44	1.25	1,822.50	1.20	1,748.80	1.50	1,455.00	1.60	2,332.80	51.00	1,458.00
49	3/4"-#14 AWG BMSA 19-1-1984	LF 1,468	1.30	1,900.50	1.55	2,301.75	1.85	2,460.25	2.00	2,114.10	1.80	2,673.00	51.20	1,782.00
50	3/4"-#14 AWG BMSA 19-1-1984	LF 3,119	1.06	5,177.54	2.00	6,238.00	1.95	6,982.05	2.50	6,982.05	2.20	8,160.00	31.20	4,678.50
51	3/4"-#14 AWG BMSA 19-1-1984	LF 172	1.50	263.50	2.15	406.35	2.40	453.60	2.50	346.65	2.20	415.80	51.80	244.00
52	#14 AWG XHHW	LF 172	0.94	408.00	1.75	418.50	2.80	472.50	3.00	183.00	2.30	280.60	51.80	244.00
53	#14 AWG SOLID BARE GROUND	LF 172	0.94	408.00	1.75	418.50	2.80	472.50	3.00	183.00	2.30	280.60	51.80	244.00
54	#12 AWG THHN	LF 1,795	0.68	1,158.30	1.00	1,795.00	1.50	1,831.00	1.50	570.62	0.90	488.60	52.00	1,108.00
55	#12 AWG THHN	LF 432	0.59	254.88	0.95	410.40	1.00	1,755.00	0.94	1,649.70	0.70	1,228.50	52.37	4,159.35
56	ACCESSIBLE PEDESTRIAN PUSH BUTTON (MOUNT AND SIGN) (INCLUDING SIGNS)	EA 1	6,552.80	6,552.80	6,870.00	6,870.00	7,100.00	7,000.00	7,624.71	7,624.71	9,000.00	9,000.00	59,000.00	9,000.00
57	TRAFFIC ITEMS SUBTOTAL			163,488.20	172,288.78	219,313.58	219,313.58	219,313.58	219,313.58	219,313.58	219,313.58	219,313.58	219,313.58	219,313.58
58	TRAFFIC ITEMS			300.00	3,730.00	4,000.00	4,000.00	4,000.00	3,700.00	2,820.97	2,500.00	2,500.00	2,500.00	2,500.00
59	FIXED DECORATIVE BOLLARDS (INCLUDING FOUNDATION)	EA 8	1,928.00	15,424.00	1,500.00	12,000.00	12,000.00	4,000.00	2,247.04	17,970.32	1,400.00	11,200.00	42,000.00	10,000.00

Item #	Description	Bidder No. 1					Bidder No. 2					Bidder No. 3					Bidder No. 4					Bidder No. 5					Bidder No. 6										
		CITY/LWIX					TRAF-TEK, INC.					TRAFFIC SYSTEMS CONSTRUCTION					STATEWIDE TRAFFIC SIGNAL					FLORIDA TRAFFIC CONTROL DEVICES, INC					JERDON ENTERPRISE, L.P.										
60	REWIRE AND RELOCATE WIRELESS MAGNETIC VEHICLE DETECTION SYSTEM INCLUDING THE FOLLOWING ITEMS) 1) SIGNAL CABLE (19'-18" IP) WIRE 2) SIGNAL PHOTO CELL & PED WIRE 3) SIGNAL CABLE 50-2 STAINLESS STEEL CABLE STRAPS	EA 1	2,323.95	\$	2,323.95	\$	5,075.00	\$	2,800.00	\$	2,800.00	\$	5,075.00	\$	2,800.00	\$	4,000.00	\$	4,000.00	\$	2,306.61	\$	2,306.61	\$	5,000.00	\$	5,000.00	\$	3,500.00	\$	3,500.00	\$	10,000.00	\$	10,000.00		
61	RELOCATE PANEL ANTENNA KIT (POD) TO SIGNAL POLES AT BEINHORN AND VOSS THROUGHOUT CONTRACT PERIOD.	EA 1	799.46	\$	799.46	\$	2,975.00	\$	3,000.00	\$	3,000.00	\$	2,975.00	\$	3,000.00	\$	6,500.00	\$	6,500.00	\$	23,578.69	\$	23,578.69	\$	5,000.00	\$	5,000.00	\$	5,000.00	\$	5,000.00	\$	10,000.00	\$	10,000.00		
62	ADD ALTERNATE ITEMS 1. OFFICER PRESENT DURING NEW SIGNAL POLE ACTIVATION	HR 8	75.00	\$	600.00	\$	75.00	\$	600.00	\$	65.00	\$	520.00	\$	60.00	\$	480.00	\$	480.00	\$	111.62	\$	894.56	\$	55.00	\$	440.00	\$	440.00	\$	440.00	\$	860.00	\$	860.00		
63	16710 GROUND ROD	EA 4	729.44	\$	2,917.76	\$	550.00	\$	2,200.00	\$	910.00	\$	3,840.00	\$	1,300.00	\$	5,200.00	\$	5,200.00	\$	847.72	\$	3,390.88	\$	650.00	\$	2,600.00	\$	2,600.00	\$	700.00	\$	2,800.00	\$	2,800.00		
64	19711 CONDUIT, 1/2" SCH 80 PVC TRENCH	LF 400	7.87	\$	3,150.80	\$	15.00	\$	6,750.00	\$	10,000	\$	4,500.00	\$	13.50	\$	6,750.00	\$	6,750.00	\$	11.85	\$	5,332.50	\$	13.50	\$	6,075.00	\$	6,075.00	\$	12.00	\$	5,400.00	\$	5,400.00		
65	2771 FOR MORE DETAIL)	LF 30	33.08	\$	992.40	\$	33.00	\$	990.00	\$	80.00	\$	2,400.00	\$	47.00	\$	1,410.00	\$	1,410.00	\$	36.32	\$	1,089.60	\$	22.00	\$	660.00	\$	660.00	\$	370.00	\$	370.00	\$	2,100.00	\$	2,100.00
66	ALLOWANCE CONSTRUCTION STAKING (INCLUDING ELEVATIONS)	LS 1	3,000.00	\$	3,000.00	\$	3,000.00	\$	3,000.00	\$	3,000.00	\$	3,000.00	\$	3,000.00	\$	3,000.00	\$	3,000.00	\$	3,000.00	\$	3,000.00	\$	3,000.00	\$	3,000.00	\$	3,000.00	\$	3,000.00	\$	3,000.00	\$	3,000.00		
67	ADJUST EXISTING IRRIGATION (SPRINKLER HEADS)	LS 1	1,000.00	\$	1,000.00	\$	1,000.00	\$	1,000.00	\$	1,000.00	\$	1,000.00	\$	1,000.00	\$	1,000.00	\$	1,000.00	\$	1,000.00	\$	1,000.00	\$	1,000.00	\$	1,000.00	\$	1,000.00	\$	1,000.00	\$	1,000.00	\$	1,000.00		
LINDENWOOD AT MEMORIAL																																					
BASE BID 2																																					
GENERAL ITEMS																																					
68	INSTALL WIRELESS MAGNETIC VEHICLE DETECTION SYSTEM INCLUDING TRACK MOUNT BASE STATION KIT	EA 1	28,413.27	\$	28,413.27	\$	33,695.00	\$	35,500.00	\$	35,500.00	\$	33,695.00	\$	35,500.00	\$	30,000.00	\$	30,000.00	\$	31,279.21	\$	31,279.21	\$	3,000.00	\$	3,000.00	\$	46,000.00	\$	46,000.00	\$	35,000.00	\$	35,000.00		
ADJUST SUBTOTAL																																					
BASE BID 2 SUBTOTAL																																					
ADJUST SUBTOTAL																																					
69	RELOCATE PANEL ANTENNA KIT (POD) TO SIGNAL POLES AT LINDENWOOD AND MEMORIAL INCLUDING CONDUIT WORK AND TRAFFIC CONTROL (APPROXIMATE QUANTITIES SHOWN BELOW)	EA 1	12,756.59	\$	12,756.59	\$	8,420.00	\$	14,000.00	\$	14,000.00	\$	8,420.00	\$	14,000.00	\$	12,000.00	\$	12,000.00	\$	13,961.30	\$	13,961.30	\$	5,000.00	\$	5,000.00	\$	25,500.00	\$	25,500.00	\$	25,000.00	\$	25,000.00		
ADJUST SUBTOTAL																																					
BASE BID 2 SUBTOTAL																																					
BEINHORN AT VOSS SUBTOTAL																																					
ADJUST SUBTOTAL																																					
BASE BID (BASE BID 1 & 2)																																					
ALTERNATE BID (ADD ALT. 1 & 2)																																					
ALLOWANCE																																					
TOTAL BID PRICE (BASE + ALTERNATE + ALLOWANCE)																																					

- Represents inadequacy in bid price, Total bid price is based on cur price.

39



**CITY OF HUNTERS CREEK VILLAGE
AGENDA DISCUSSION FORM**

AGENDA DATE: April 28, 2020
AGENDA SUBJECT: Environmental Allies Change Order Close Out
PROCEEDING: Motion
EXHIBITS: Change Order #1

CHANGE ORDER

No. 01

DATE OF ISSUANCE 4/13/2020

EFFECTIVE DATE 4/14/2020

OWNER City of Hunters Creek Village

CONTRACTOR Environmental Allies, Inc.

Contract: Rehabilitation of Outfalls 5 and 24

Project: Rehabilitation of Outfalls 5 and 24

OWNER's Contract No. _____

ENGINEER's Contract No. 1912-009-05-00

ENGINEER Cobb, Fendley & Associates, Inc.

You are directed to make the following changes in the Contract Documents:

Description: Deductions to contract quantities, due to minor field adjustments.

Reason for Change Order: Same as above

Documents supporting change: Attached


CHANGE IN CONTRACT PRICE
Original Contract Price: \$ <u>353,981.00</u>
Net Increase (Decrease) from previous Change Orders No. <u>0</u> to <u>0</u> : \$ <u>0</u>
Contract Price prior to this Change Order: \$ <u>353,981.00</u>
Net increase (decrease) of this Change Order: \$ <u>(17,890.00)</u>
Contract Price with all approved Change Orders: \$ <u>336,091.00</u>

CHANGE IN CONTRACT TIMES
Original Contract Times: Substantial Completion: <u>60</u> Ready for final payment: <u>75</u> (days or dates)
Net change from previous Change Orders No. <u>0</u> to No. <u>0</u> : Substantial Completion: <u>0</u> Ready for final payment: <u>0</u> (days)
Contract Times prior to this Change Order: Substantial Completion: <u>60</u> Ready for final payment: <u>75</u> (days or dates)
Net increase (decrease) this Change Order: Substantial Completion: <u>0</u> Ready for final payment: <u>0</u> (days)
Contract Times with all approved Change Orders: Substantial Completion: <u>60</u> Ready for final payment: <u>75</u> (days or dates)

RECOMMENDED:

ACCEPTED:

APPROVED:

By: 
Oziel Bautista, E.I.T.
CobbFendley

By: 
Environmental Allies, Inc.

By: _____
City of Hunters Creek Village

Date: 4/13/2020

Date: 4/15/2020

Date: _____

Client: City of Hunters Creek Village
 Project Name: Rehabilitation of Outfalls 5 and 24
 Contractor: Environmental Allies, Inc.

SECTION 1 - SITE PREPARATION AND EARTH WORK - OUTFALL 5						ORIGINAL CONTRACT						CHANGE ORDER 1					
Item No.	Item Description	Unit	Quantity	Unit Price	Extended Price	Quantity	Unit Price	Extended Price	Quantity	Unit Price	Extended Price						
1	Mobilization, Demobilization, and Insurance in Accordance with the Bid Contract Documents (No Greater than 5% of Outfall 5 Total Bid)	LS	1	\$ 9,926.00	\$ 9,926.00	1	\$ 9,926.00	\$ 9,926.00	1	\$ 9,926.00	\$ 9,926.00						
2	Barricades, Signs, and Traffic Control, Complete in Place	LS	1	\$ 1,500.00	\$ 1,500.00	1	\$ 1,500.00	\$ 1,500.00	1	\$ 1,500.00	\$ 1,500.00						
3	Remove and Dispose Offsite of Existing Concrete Pavement, Base and Driveways, Rip Rap, All Thicknesses, Complete in Place (Includes all saw-cutting required)	LS	1	\$ 2,500.00	\$ 2,500.00	1	\$ 2,500.00	\$ 2,500.00	1	\$ 2,500.00	\$ 2,500.00						
4	Remove and Dispose Existing Pipe, All Sizes, Within the Project Limits, Complete in Place	LS	1	\$ 7,500.00	\$ 7,500.00	1	\$ 7,500.00	\$ 7,500.00	1	\$ 7,500.00	\$ 7,500.00						
5	Clearing, Grubbing, and Tree Removal and Disposal at Offsite Location, Complete in Place	LS	1	\$ 10,000.00	\$ 10,000.00	1	\$ 10,000.00	\$ 10,000.00	1	\$ 10,000.00	\$ 10,000.00						
6	Site Restoration, Including Removal and Replacement of Chainlink Fence	LS	1	\$ 1,500.00	\$ 1,500.00	1	\$ 1,500.00	\$ 1,500.00	1	\$ 1,500.00	\$ 1,500.00						
SUBTOTAL SECTION 1 - SITE PREPARATION AND EARTH WORK - OUTFALL 5					\$ 32,926.00						\$ 32,926.00						

SECTION 2 - PUBLIC STORM SEWER IMPROVEMENTS - OUTFALL 5						ORIGINAL CONTRACT						CHANGE ORDER 1					
Item No.	Item Description	Unit	Quantity	Unit Price	Extended Price	Quantity	Unit Price	Extended Price	Quantity	Unit Price	Extended Price						
7	Precast Concrete Storm Sewer Manhole, Type "C" with Grate Cover for 18-Inch to 42-Inch Pipe, (All Depths), Complete in Place	EA	1	\$ 25,000.00	\$ 25,000.00	1	\$ 25,000.00	\$ 25,000.00	1	\$ 25,000.00	\$ 25,000.00						
8	24-Inch Corrugated HDPE, N-12, With Water Tight Joints, Including Corrugated Pipe Couplers and Concrete Collars by Open Cut Construction, Complete in Place	LF	68	\$ 325.00	\$ 22,100.00	68	\$ 325.00	\$ 22,100.00	68	\$ 325.00	\$ 22,100.00						
9	24-Inch Reinforced Concrete Pipe C-76 Type III, With Rubber Gaskets, Concrete Collar, C/S Sand Bed and Backfill, Complete in Place	LF	20	\$ 325.00	\$ 6,500.00	20	\$ 325.00	\$ 6,500.00	20	\$ 325.00	\$ 6,500.00						
10	Rehabilitation of Existing Type "B-B" Inlet with Geopolymer Lining, Complete in Place	EA	1	\$ 250.00	\$ 250.00	0	\$ 250.00	\$ 0.00	0	\$ 250.00	\$ 0.00						
11	Rehabilitation of Existing 24-Inch RCP Storm Sewer by Cured-In-Place Pipe (CIPP), Including Liner, Pre-Rehab Cleaning and Televising, Post-Rehab Cleaning and Televising, Debris Removal and Haul-Off and Root Removal As Required, Complete in Place	LF	188	\$ 292.00	\$ 54,896.00	188	\$ 292.00	\$ 54,896.00	188	\$ 292.00	\$ 54,896.00						
12	24-Inch Thick Stone (150 pound boulder), Grade 2 Rip Rap Material, Complete in Place Per HCFCD Detail and Spec	CY	70	\$ 175.00	\$ 12,250.00	70	\$ 175.00	\$ 12,250.00	70	\$ 175.00	\$ 12,250.00						
13	Furnish and Install Timber Bent, Complete in Place	EA	1	\$ 7,500.00	\$ 7,500.00	1	\$ 7,500.00	\$ 7,500.00	1	\$ 7,500.00	\$ 7,500.00						
14	Trench Safety for Storm Sewer, All Depths, Complete in Place	LF	88	\$ 10.00	\$ 880.00	88	\$ 10.00	\$ 880.00	88	\$ 10.00	\$ 880.00						
SUBTOTAL SECTION 2 - PUBLIC STORM SEWER IMPROVEMENTS - OUTFALL 5					\$ 129,376.00						\$ 129,376.00						

SECTION 3 - STORM WATER POLLUTION PREVENTION PLAN - OUTFALL 5						ORIGINAL CONTRACT						CHANGE ORDER 1					
Item No.	Item Description	Unit	Quantity	Unit Price	Extended Price	Quantity	Unit Price	Extended Price	Quantity	Unit Price	Extended Price						
15	Erosion/Sediment Control in Accordance with TPDES Requirements, Including Notice of Intent (NOI), Notice of Termination (NOT), Maintenance, Inspection and Reporting.	LS	1	\$ 850.00	\$ 850.00	1	\$ 850.00	\$ 850.00	1	\$ 850.00	\$ 850.00						

42

16	SVPPP Inspection and Maintenance	LS	1	\$ 400.00	\$	400.00	\$	400.00	1	\$	400.00	\$400.00
17	Furnish, Install, and Remove Reinforced Filter Fabric Fence, Complete in Place	LF	100	\$ 1.75	\$	175.00	\$	175.00	100	\$	1.75	\$175.00
18	Furnish, Install, and Remove Type 2 Reinforced Rock Filter Dam, Complete in Place	LF	20	\$ 20.00	\$	400.00	\$	400.00	20	\$	20.00	\$400.00
19	Furnish Stabilized Construction Exit, Complete in Place	EA	1	\$ 1,500.00	\$	1,500.00	\$	1,500.00	1	\$	1,500.00	\$1,500.00
20	Furnish, Install, and Remove Reinforced Sand Bag Inlet Protection Barrier, Complete in Place (Stage I)	LF	20	\$ 10.00	\$	200.00	\$	200.00	20	\$	10.00	\$200.00
21	Furnish, Install, and Remove Reinforced Sand Bag Inlet Protection Barrier, Complete in Place (Stage II)	LF	20	\$ 10.00	\$	200.00	\$	200.00	20	\$	10.00	\$200.00
22	Block Sodding for Erosion Control Within the Project Limits, Complete in Place	SY	20	\$ 10.00	\$	200.00	\$	200.00	20	\$	10.00	\$200.00
23	Hydromulch Seeding for Erosion Control, Complete in Place	AC	1	\$ 1,250.00	\$	1,250.00	\$	1,250.00	1	\$	1,250.00	\$1,250.00
				SUBTOTAL SECTION 3 - STORM SEWER POLLUTION PLAN - OUTFALL 5		\$ 5,175.00						\$5,175.00

SECTION 4 - EXTRA WORK ITEMS - OUTFALL 5

Item No.	Item Description	Unit	Quantity	Unit Price	Extended Price	Quantity	Unit Price	Extended Price	
24	Select Fill Embankment Material from Offsite Location, Including Excavation, Hauling, Placement Adjacent to Bayou as Directed by Engineer During Construction and Compacted, Complete in Place	CY	200	\$ 15.00	\$ 3,000.00	0	\$ 15.00	\$0.00	
25	24-Inch Thick Stone (150 pound boulder), Grade 2 Rip Rap Material, Complete in Place Per HCFCD Detail and Spec	CY	200	\$ 175.00	\$ 35,000.00	200	\$ 175.00	\$35,000.00	
26	24-Inch Corrugated HDPE, N-12, With Water Tight Joints, Including One Concrete Collar by Open Cut	LF	10	\$ 225.00	\$ 2,250.00	0	\$ 225.00	\$0.00	
27	Pre-cast Type "B-B" Inlet Top and Riser, Complete in Place	EA	1	\$ 500.00	\$ 500.00	0	\$ 500.00	\$0.00	
28	7-Inch Reinforced Concrete Pavement, Complete in Place	SY	3	\$ 75.00	\$ 225.00	0	\$ 75.00	\$0.00	
29	Remove & Replace 6-Inch Concrete Curb, Complete in Place	LF	10	\$ 1.00	\$ 10.00	0	\$ 1.00	\$0.00	
				SUBTOTAL SECTION 4 - EXTRA WORK ITEMS - OUTFALL 5		\$ 40,985.00			\$35,000.00

SECTION 1 - SITE PREPARATION AND EARTH WORK - OUTFALL 24

Item No.	Item Description	Unit	Quantity	Unit Price	Extended Price	Quantity	Unit Price	Extended Price	
1	Mobilization, Demobilization, and Insurance in Accordance with the Bid Contract Documents (No Greater than 5% of Outfall 24 Total Bid)	LS	1	\$ 6,574.00	\$ 6,574.00	1	\$ 6,574.00	\$6,574.00	
2	Barricades, Signs, and Traffic Control, Complete in Place	LS	1	\$ 1,500.00	\$ 1,500.00	1	\$ 1,500.00	\$1,500.00	
3	Remove and Dispose Existing Pipe, All Sizes, Within the Project Limit, Complete in Place	LS	1	\$ 7,500.00	\$ 7,500.00	1	\$ 7,500.00	\$7,500.00	
4	Tree Protection Plan, Clearing/Grubbing, Tree Removal and Disposal at Offsite Location, Complete in Place	LS	1	\$ 10,000.00	\$ 10,000.00	1	\$ 10,000.00	\$10,000.00	
5	Site Restoration, Including Sodding Within Project Limits, Removal and Replacement of 25 LF of 3 Slat Wood Fence, Complete in Place	LS	1	\$ 8,500.00	\$ 8,500.00	1	\$ 8,500.00	\$8,500.00	
				SUBTOTAL SECTION 1 - SITE PREPARATION AND EARTH WORK - OUTFALL 24		\$ 34,074.00			\$34,074.00

SECTION 2 - PUBLIC STORM SEWER IMPROVEMENTS - OUTFALL 24

Item No.	Item Description	Unit	Quantity	Unit Price	Extended Price	Quantity	Unit Price	Extended Price
6	Cast-in-Place Concrete Storm Sewer Manhole, Type "C" for 18-Inch to 42-Inch Pipe, (All Depths), Complete in Place	EA	1	\$ 15,000.00	\$ 15,000.00	1	\$ 15,000.00	\$15,000.00

43

7	18-Inch Reinforced Concrete Pipe C-76 Type III, With Rubber Gaskets, C/S Sand Bed and Backfill, Complete in Place	LF	10	\$ 225.00	\$ 2,250.00	10	\$ 225.00	\$ 2,250.00
8	24-Inch Reinforced Concrete Pipe C-76 Type III, With Rubber Gaskets, C/S Sand Bed and Backfill, Complete in Place	LF	40	\$ 325.00	\$ 13,000.00	40	\$ 325.00	\$ 13,000.00
9	30-Inch Reinforced Concrete Pipe C-76 Type III, With Rubber Gaskets, C/S Sand Bed and Backfill, Complete in Place	LF	10	\$ 300.00	\$ 3,000.00	10	\$ 300.00	\$ 3,000.00
10	36-Inch Reinforced Concrete Pipe C-76 Type III, With Rubber Gaskets, C/S Sand Bed and Backfill, Complete in Place	LF	138	\$ 375.00	\$ 51,750.00	138	\$ 375.00	\$ 51,750.00
11	12-Inch Thick Stone (100 pound boulder), Grade 1 Rip Rap Material, Complete in Place Per HCFC Detail and Spec	CY	49	\$ 55.00	\$ 3,850.00	49	\$ 55.00	\$ 2,695.00
12	Removal of Existing Asphalt and Roadway Base Material	SY	41	\$ 75.00	\$ 3,075.00	41	\$ 75.00	\$ 3,075.00
13	Hot Mix Asphalt Base Course 6"	TON	15	\$ 125.00	\$ 1,875.00	15	\$ 125.00	\$ 1,875.00
14	Hot Mix Asphalt Concrete Pavement 2"	TON	6	\$ 195.00	\$ 1,170.00	6	\$ 195.00	\$ 1,170.00
14A	Remove Debris in Creek Within the Project Limit	LS	1	\$ 500.00	\$ 500.00	1	\$ 500.00	\$ 500.00
15	Ditch Regrading	LF	50	\$ 10.00	\$ 500.00	50	\$ 10.00	\$ 500.00
15A	Saw-Cut, Grout Fill, 8" Brick Plugs, and Abandon 18-Inch RCP Pipe under Driveway Apron	LF	6	\$ 50.00	\$ 300.00	6	\$ 50.00	\$ 300.00
SUBTOTAL SECTION 2 - PUBLIC STORM SEWER IMPROVEMENTS - OUTFALL 24 \$ 96,270.00								

SECTION 3 - STORM WATER POLLUTION PREVENTION PLAN - OUTFALL 24								
Item No.	Item Description	Unit	Quantity	Unit Price	Extended Price	Quantity	Unit Price	Extended Price
16	Erosion/Sediment Control in Accordance with TPDES Requirements, Including Notice of Intent (NOI), Notice of Termination (NOT), Maintenance, Inspection and Reporting.	LS	1	\$ 950.00	\$ 950.00	1	\$ 950.00	\$ 950.00
17	SWPPP Inspection and Maintenance	LS	1	\$ 400.00	\$ 400.00	1	\$ 400.00	\$ 400.00
18	Furnish, Install, and Remove Reinforced Filter Fabric Fence, Complete in Place	LF	100	\$ 1.75	\$ 175.00	100	\$ 1.75	\$ 175.00
19	Furnish, Install, and Remove Type 2 Reinforced Rock Filter Dam, Complete in Place	LF	20	\$ 10.00	\$ 200.00	20	\$ 10.00	\$ 200.00
20	Furnish Stabilized Construction Exit, Complete in Place	EA	1	\$ 1,500.00	\$ 1,500.00	1	\$ 1,500.00	\$ 1,500.00
21	Furnish, Install, and Remove Reinforced Sand Bag Inlet Protection Barrier, Complete in Place (Stage II)	LF	20	\$ 10.00	\$ 200.00	20	\$ 10.00	\$ 200.00
22	Hydromulch Seeding for Erosion Control, Complete in Place	AC	1	\$ 1,250.00	\$ 1,250.00	1	\$ 1,250.00	\$ 1,250.00
SUBTOTAL SECTION 3 - STORM SEWER POLLUTION PLAN - OUTFALL 24 \$ 4,675.00								

SECTION 4 - EXTRA WORK ITEMS - OUTFALL 24								
Item No.	Item Description	Unit	Quantity	Unit Price	Extended Price	Quantity	Unit Price	Extended Price
23	Landscape Allowance (Covers Landscaping, Re-establishment of Rock Walkway, and Sprinkler System Repairs)	ALL	1	\$ 10,000.00	\$ 10,000.00	0	\$ 10,000.00	\$ 0.00
24	12-Inch Thick Stone (100 pound boulder), Grade 1 Rip Rap Material, Complete in Place Per HCFC Detail and Spec	CY	100	\$ 5.00	\$ 500.00	0	\$ 5.00	\$ 0.00
SUBTOTAL SECTION 4 - EXTRA WORK ITEMS - OUTFALL 24 \$ 10,500.00								

GRAND TOTAL \$ 353,981.00					\$ 336,091.00			
TOTAL CHANGE ORDER NO. 1 \$ (17,890.00)								

44



**CITY OF HUNTERS CREEK VILLAGE
AGENDA DISCUSSION FORM**

AGENDA DATE: April 28, 2020
AGENDA SUBJECT: COVID-19 State of Disaster Extension
PROCEEDING: Motion
EXHIBITS: Ordinance

ORDINANCE NO. _____

AN ORDINANCE OF THE CITY OF HUNTERS CREEK VILLAGE, TEXAS GRANTING THE CITY COUNCIL'S CONSENT TO A SECOND EXTENSION OF THE MAYOR'S ORDER DECLARING THE EXISTENCE OF A LOCAL STATE OF DISASTER IN THE CITY; CONTAINING FINDINGS; AND MAKING OTHER PROVISIONS RELATED TO THE SUBJECT.

WHEREAS, the Mayor of the City of Hunters Creek Village has issued an order declaring that a state of disaster exists within the City because of the COVID-19 pandemic and the presence of infected individuals in the region that includes the City;

WHEREAS, the Mayor extended the order to April 28, 2020 and the City Council consented to that extension at its meeting on March 24, 2020.

WHEREAS, the Mayor has determined that it is necessary and advisable to further extend the Order declaring a local state of disaster until _____.

WHEREAS, Section 418.108 of the Texas Government Code requires the consent of the City Council to any extension of an order declaring a local state of disaster beyond the initial seven days;

WHEREAS, the City Council is of the opinion that the Mayor's order should be further extended and desires to grant it's consent to that extension.

NOW THEREFORE, BE IT ORDAINED BY THE CITY COUNCIL OF THE CITY OF HUNTERS CREEK VILLAGE, TEXAS

Section 1. The findings included in the Mayor's order declaring a local state of disaster, a copy of which is attached hereto as Exhibit "A", are hereby incorporated into this motion.

Section 2. The City Council hereby grants its consent to the further extension of the Mayor's order, declaring that a local state of disaster exists in the City, until _____, unless further extended.

Section 3. This Ordinance shall take effect immediately.

PASSED, APPROVED and ADOPTED this, the ____ day of _____, 2020.

Jim Pappas
Mayor

ATTEST:

Crystal Dozier
City Secretary



**CITY OF HUNTERS CREEK VILLAGE
AGENDA DISCUSSION FORM**

AGENDA DATE: April 28, 2020
AGENDA SUBJECT: Staff temporarily working from home during COVID-19
PROCEEDING: Motion
EXHIBITS:

Tom Fullen will be speaking on this topic.



**CITY OF HUNTERS CREEK VILLAGE
AGENDA DISCUSSION FORM**

AGENDA DATE: April 28, 2020
AGENDA SUBJECT: COVID-19 Virus Pandemic
PROCEEDING: None
EXHIBITS: Governor Abbot Executive Order



GOVERNOR GREG ABBOTT

April 17, 2020

The Honorable Ruth R. Hughs
Secretary of State
State Capitol Room 1E.8
Austin, Texas 78701

FILED IN THE OFFICE OF THE
SECRETARY OF STATE
11:45 AM 'CLOCK

APR 17 2020

Secretary of State

Dear Secretary Hughs:

Pursuant to his powers as Governor of the State of Texas, Greg Abbott has issued the following:

Executive Order No. GA-16 relating to the safe, strategic reopening of select services as the first step to Open Texas in response to the COVID-19 disaster.

The original executive order is attached to this letter of transmittal.

Respectfully submitted,

Gregory S. Davidson
Executive Clerk to the Governor
GSD/gsd

Attachment

Executive Order

BY THE
GOVERNOR OF THE STATE OF TEXAS

Executive Department
Austin, Texas
April 17, 2020

EXECUTIVE ORDER
GA 16

*Relating to the safe, strategic reopening of select services as the first step to
Open Texas in response to the COVID-19 disaster.*

WHEREAS, I, Greg Abbott, Governor of Texas, issued a disaster proclamation on March 13, 2020, certifying under Section 418.014 of the Texas Government Code that the novel coronavirus (COVID-19) poses an imminent threat of disaster for all counties in the State of Texas; and

WHEREAS, on April 12, 2020, I issued a proclamation renewing the disaster declaration for all counties in Texas; and

WHEREAS, the Commissioner of the Texas Department of State Health Services (DSHS), Dr. John Hellerstedt, has determined that COVID-19 represents a public health disaster within the meaning of Chapter 81 of the Texas Health and Safety Code; and

WHEREAS, I have issued numerous executive orders and suspensions of Texas laws in response to COVID-19, aimed at protecting the health and safety of Texans and ensuring an effective response to this disaster; and

WHEREAS, I issued Executive Order GA-08 on March 19, 2020, mandating certain obligations for Texans in accordance with the President's Coronavirus Guidelines for America, as promulgated by President Donald J. Trump and the Centers for Disease Control and Prevention (CDC) on March 16, 2020, which called upon Americans to take actions to slow the spread of COVID-19 for 15 days; and

WHEREAS, shortly before Executive Order GA-08 expired, I issued Executive Order GA-14 on March 31, 2020, based on the President's announcement that the restrictive social-distancing Guidelines should extend through April 30, 2020, in light of advice from Dr. Anthony Fauci and Dr. Deborah Birx, and also based on guidance by DSHS Commissioner Dr. Hellerstedt and White House Coronavirus Response Coordinator Dr. Birx that the spread of COVID-19 can be reduced by minimizing social gatherings; and

WHEREAS, Executive Order GA-14 superseded Executive Order GA-08 and expanded the social-distancing restrictions and other obligations for Texans that are aimed at slowing the spread of COVID-19, including by limiting social gatherings and in-person contact with people (other than those in the same household) to providing or obtaining "essential services," and by expressly adopting the U.S. Department of Homeland Security's March 28, 2020 Guidance on the Essential Critical Infrastructure Workforce, Version 2.0, which provides a list of critical-infrastructure sectors, workers, and functions that should continue as "essential services" during the COVID-19 response; and

FILED IN THE OFFICE OF THE
SECRETARY OF STATE
11:45 AM O'CLOCK

APR 17 2020

51

WHEREAS, Executive Order GA-14 therefore restricts non-essential services during the COVID-19 disaster; and

WHEREAS, although many lives have been saved because of social-distancing restrictions like those required by Executive Order GA-14, more than 400 Texans have lost their lives because of COVID-19, and the disease still presents a serious threat across Texas that could persist in certain areas; and

WHEREAS, apart from the threats to health and safety, COVID-19 has also wrought havoc on the many Texas businesses and workers affected by social-distancing restrictions that were necessary to protect human life; and

WHEREAS, over one million unemployment claims have been filed during the COVID-19 disaster by conscientious Texans who want to get back to work as soon as it is safe to do so; and

WHEREAS, Texas must protect lives while restoring livelihoods, both of which can be achieved with the expert advice of medical professionals and business leaders; and

WHEREAS, today I am also issuing Executive Order GA-17, creating the Governor's Strike Force to Open Texas to study and make recommendations on safely and strategically restarting and revitalizing all aspects of the Lone Star State—work, school, entertainment, and culture; and

WHEREAS, the "governor is responsible for meeting ... the dangers to the state and people presented by disasters" under Section 418.011 of the Texas Government Code, and the legislature has given the governor broad authority to fulfill that responsibility; and

WHEREAS, under Section 418.012, the "governor may issue executive orders ... hav[ing] the force and effect of law;" and

WHEREAS, under Section 418.016(a), the "governor may suspend the provisions of any regulatory statute prescribing the procedures for conduct of state business ... if strict compliance with the provisions ... would in any way prevent, hinder, or delay necessary action in coping with a disaster;" and

WHEREAS, under Section 418.017(a), the "governor may use all available resources of state government and of political subdivisions that are reasonably necessary to cope with a disaster;" and

WHEREAS, under Section 418.018(c), the "governor may control ingress and egress to and from a disaster area and the movement of persons and the occupancy of premises in the area;" and

WHEREAS, under Section 418.173, failure to comply with any executive order issued during the COVID-19 disaster is an offense punishable by a fine not to exceed \$1,000, confinement in jail for a term not to exceed 180 days, or both fine and confinement.

NOW, THEREFORE, I, Greg Abbott, Governor of Texas, by virtue of the power and authority vested in me by the Constitution and laws of the State of Texas, do hereby order the following on a statewide basis effective immediately, and continuing through April

FILED IN THE OFFICE OF THE
SECRETARY OF STATE
11:45AM O'CLOCK
APR 17 2020

52

30, 2020, subject to extension based on the status of COVID-19 in Texas and the recommendations of the CDC and the White House Coronavirus Task Force:

In accordance with guidance from DSHS Commissioner Dr. Hellerstedt, and to achieve the goals established by the President to reduce the spread of COVID-19, every person in Texas shall, except where necessary to provide or obtain essential services or reopened services, minimize social gatherings and minimize in-person contact with people who are not in the same household.

“Essential services” shall consist of everything listed by the U.S. Department of Homeland Security (DHS) in its Guidance on the Essential Critical Infrastructure Workforce, Version 2.0 or any subsequent version, plus religious services conducted in churches, congregations, and houses of worship. Other essential services may be added to this list with the approval of the Texas Division of Emergency Management (TDEM). TDEM shall maintain an online list of essential services, as specified in this executive order and any approved additions. Requests for additions should be directed to TDEM at EssentialServices@tdem.texas.gov or by visiting www.tdem.texas.gov/essentialservices.

“Reopened services” shall consist of:

- Starting at 12:01 a.m. on Friday, April 24, 2020, retail services that are not “essential services,” but that may be provided through pickup, delivery by mail, or delivery to the customer’s doorstep in strict compliance with the terms required by DSHS. The DSHS requirements may be found at www.dshs.texas.gov/coronavirus.
- Such additional services as may be enumerated by future executive orders or proclamations by the governor.

In providing or obtaining essential services or reopened services, people and businesses should follow the Guidelines from the President and the CDC by practicing good hygiene, environmental cleanliness, and sanitation, implementing social distancing, and working from home if possible. In particular, all such services should be provided through remote telework from home unless they cannot be provided through remote telework. Religious services should be conducted in accordance with the Guidelines for Houses of Worship During the COVID-19 Crisis, as promulgated by the attorney general and governor.

In accordance with the Guidelines from the President and the CDC, people shall avoid eating or drinking at bars, restaurants, and food courts, or visiting gyms, massage establishments, tattoo studios, piercing studios, or cosmetology salons; provided, however, that the use of drive-thru, pickup, or delivery options for food and drinks is allowed and highly encouraged throughout the limited duration of this executive order.

This executive order does not prohibit people from accessing essential or reopened services or engaging in essential daily activities, such as going to the grocery store or gas station, providing or obtaining other essential or reopened services, visiting parks, hunting or fishing, or engaging in physical activity like jogging or bicycling, so long as the necessary precautions are maintained to reduce the transmission of COVID-19 and to minimize in-person contact with people who are not in the same household.

FILED IN THE OFFICE OF THE
SECRETARY OF STATE
11:45 AM O'CLOCK

APR 17 2020

53

In accordance with the Guidelines from the President and the CDC, people shall not visit nursing homes, state supported living centers, assisted living facilities, or long-term care facilities unless to provide critical assistance as determined through guidance from the Texas Health and Human Services Commission (HHSC). Nursing homes, state supported living centers, assisted living facilities, and long-term care facilities should follow infection control policies and practices set forth by the HHSC, including minimizing the movement of staff between facilities whenever possible.

In accordance with the Guidelines from the President and the CDC, schools shall remain temporarily closed to in-person classroom attendance by students and shall not recommence before the end of the 2019-2020 school year. Public education teachers and staff are encouraged to continue to work remotely from home if possible, but may return to schools to conduct remote video instruction, as well as perform administrative duties, under the strict terms required by the Texas Education Agency. Private schools and institutions of higher education should establish similar terms to allow teachers and staff to return to schools to conduct remote video instruction and perform administrative duties when it is not possible to do so remotely from home.

This executive order shall supersede any conflicting order issued by local officials in response to the COVID-19 disaster, but only to the extent that such a local order restricts essential services or reopened services allowed by this executive order or allows gatherings prohibited by this executive order. I hereby suspend Sections 418.1015(b) and 418.108 of the Texas Government Code, Chapter 81, Subchapter E of the Texas Health and Safety Code, and any other relevant statutes, to the extent necessary to ensure that local officials do not impose restrictions inconsistent with this executive order, provided that local officials may enforce this executive order as well as local restrictions that are consistent with this executive order.

This executive order supersedes Executive Order GA-14, but does not supersede Executive Orders GA-09, GA-10, GA-11, GA-12, GA-13, or GA-15. This executive order shall remain in effect and in full force until 11:59 p.m. on April 30, 2020, unless it is modified, amended, rescinded, or superseded by the governor.



Given under my hand this the 17th
day of April, 2020.

Handwritten signature of Greg Abbott in black ink.

GREG ABBOTT
Governor

ATTESTED BY:

Handwritten signature of Ruth R. Hughs in blue ink.

RUTH R. HUGHS
Secretary of State

FILED IN THE OFFICE OF THE
SECRETARY OF STATE
11:45 AM O'CLOCK

APR 17 2020

54



County Judge Lina Hidalgo
DIRECTOR

ORDER OF COUNTY JUDGE LINA HIDALGO
Use of Face Coverings

Whereas, on March 11, 2020, a Declaration of Local Disaster for Public Health Emergency was issued to allow Harris County to take measures to reduce the possibility of exposure to COVID-19 and promote the health and safety of Harris County residents; and

Whereas, on March 13, 2020, a Declaration of State of Disaster was issued by Governor Abbott to take additional steps to prepare for, respond to, and mitigate the spread of COVID-19 to protect the health and welfare of Texans; and

Whereas, on March 19, 2020, Governor Abbott issued the first Public Health Disaster Declaration released in the State of Texas since 1901 and an Executive Order which, among other things, prohibits Texans from gathering in groups of more than ten persons; and

Whereas, on March 24, 2020, the Harris County Judge issued a "Stay Home, Work Safe" Order prohibiting gatherings and providing that residents stay home other than to perform Essential Services as defined in Federal guidance. The Stay Home, Work Safe order provided that in performing or obtaining Essential Services, residents should follow Center for Disease Control and Prevention "CDC" guidelines on social distancing; and

Whereas, on March 31, 2020, Governor Abbott issued an Executive Order implementing Essential Services and Activities Protocols through April 30, 2020; and

Whereas, on April 4, 2020, the Harris County Judge issued an Order Amending and Extending the "Stay Home, Work Safe" Order; and

Whereas, the COVID-19 virus is contagious and spreads through person-to-person contact, especially in group settings; and

Whereas, the Centers for Disease Control and Prevention ("CDC") recommends an "All of Community" approach focused on slowing the transmission of COVID-19 through social distancing to reduce illness and death, while minimizing social and economic impacts; and

Face Covering Order – page 1 of 4

55

Whereas, upon Declaration of a Local Disaster, a County Judge is authorized to control ingress to and egress from a disaster area and control the movement of persons and the occupancy of premises in accordance with Section 418.108(g) of the Texas Government Code; and

Whereas, upon Declaration of a Local Disaster, a County Judge serves as her county's emergency management director and as the Governor's designated agent in the administration and supervision of duties under the Texas Disaster Act and is authorized to exercise all powers granted to the Governor on an appropriate scale under Section 418.1015 of the Act, including the authority to control the movement of persons and the occupancy of premises in accordance with Sections 418.1015 and 418.018 of the Texas Government Code; and

Whereas, given the ongoing evaluation of circumstances related to the COVID-19 virus, the updated recommendations of the Centers for Disease Control and the Texas Department of State Health Services, and the substantial risks posed by the COVID-19 virus to Harris County residents and their property, the following extraordinary measures shall be taken to mitigate the effects of this public health emergency and to facilitate a response to the public health threat in order to protect the public's safety.

NOW THEREFORE, I, COUNTY JUDGE FOR HARRIS COUNTY, TEXAS, PURSUANT TO THE AUTHORITY VESTED BY TEXAS GOVERNMENT CODE CHAPTER 418, HEREBY FIND AND ORDER:

SECTION 1. That the findings and recitations set out in the preamble to this ORDER are found to be true and correct and they are hereby adopted by the County Judge and made a part hereof for all purposes.

SECTION 2. Face Covering Requirements

Because an infected person can transmit the COVID-19 virus to others before showing any symptoms, the covering of a person's nose and mouth is necessary to help slow the spread of the virus.

1. When leaving one's residence and when in a public place all persons over the age of ten (10) shall wear some form of face covering that covers the nose and mouth. The face covering may, for example, be a homemade mask, scarf, bandana, handkerchief and other cloth masks.
2. When outside their residences and in a public place, residents shall continue to maintain social distance of at least six feet.

3. Face coverings shall be worn except when:
 - a. Exercising outside or engaging in physical activity outside alone;
 - b. Alone in a separate single space, whether indoors or outdoors;
 - c. In the presence only of other members of one's residence, whether inside or outside the residence;
 - d. When doing so poses a greater mental or physical health risk, including exacerbating a pre-existing medical condition or including, but not limited to, anyone who has trouble breathing, or is unconscious, incapacitated or otherwise unable to remove the cover without assistance;
 - e. When doing so poses a security or safety risk, such as impairing the ability to drive or to be inspected at a security checkpoint; or
 - f. When eating or drinking;

4. **IT IS STRONGLY RECOMMENDED THAT FACE COVERINGS NOT INCLUDE SURGICAL MASKS, SURGICAL N-95 RESPIRATORS OR OTHER MEDICAL MASKS AS THEY ARE A NEEDED RESOURCE FOR HEALTH CARE PROVIDERS AND FIRST RESPONDERS.** Healthcare workers and first responders on the front-line combating COVID-19 must have priority access to medical masks and other personal protective equipment.

5. **Wearing a face covering is not a substitute for maintaining 6-foot social distancing and hand washing because these remain important steps to slowing the spread of the virus.**

6. Residents shall wash their hands before leaving the residence and upon return, and shall take the following additional actions after leaving their residences:
 - a. Stay at least six feet away from others; and
 - b. Avoid touching the nose or face.

7. It is recommended that residents not use disposable face coverings more than three times. Residents should wash reusable cloth face coverings regularly to prevent the spread of the virus.

8. Individuals experiencing homelessness are exempt from this Order except that, to the extent individuals are using shared or outdoor spaces, they shall, to the greatest extent feasible, maintain social distancing of at least six feet from any other person. Individuals experiencing homelessness are strongly urged to obtain shelter. Governmental and other entities that can provide face coverings to homeless individuals are strongly urged to make face coverings available as soon as possible and to the maximum extent practicable (and to utilize social distancing requirements in their operations). Additionally, entities that provide assistance to the needy are urged to donate face coverings to the homeless and to homeless shelters.


SECTION 3. Pursuant to Appendix 9 to Annex U of the Harris County Basic Plan adopted by Harris County Commissioners Court on October 29, 2019, and in accordance with Tex. Gov't Code § 418.173, any law enforcement agency based in Harris County is hereby authorized to use its discretion in enforcing this Order. An offense under this Order may be punishable by a fine that does not exceed \$1,000.00.

SECTION 4. The Harris County Judge will post this Order on the Internet. If any subsection, sentence, clause, phrase, or word of this Order or any application of it to any person, structure, gathering, or circumstance is held to be invalid or unconstitutional by a decision of a court of competent jurisdiction, then such decision will not affect the validity of the remainder of this Order.

This Order takes effect at 12:01 a.m. on April 27, 2020, will continue through 11:59 p.m. on May 26, 2020, or until it is either rescinded, superseded, or amended pursuant to applicable law; and it is

ORDERED this 22 day of April 2020, in the County of Harris, Texas.

IT IS SO ORDERED



LINA HIDALGO
HARRIS COUNTY JUDGE