

MAYOR
Jim Pappas

CITY OF HUNTERS CREEK VILLAGE

CITY COUNCIL
Stuart Marks
Fidel Sapien
Ken Spalding
Chip Cowell
Jay Carlton



CITY ADMINISTRATOR
Tom Fullen, MPA, CPM

Notice is hereby given of a regular meeting of the City Council of Hunters Creek Village, Texas, to be held on **Tuesday, December 7, 2021 at 6:00 p.m.** in the City Hall at #1 Hunters Creek Place, for the purpose of considering the following agenda items.

Anyone wishing to address the city council during the meeting must notify the City Administrator, Tom Fullen, before the meeting begins by: 1) filling out a speaker request form at the meeting; 2) emailing him at tfullen@cityofhunterscreek.com; or 3) calling him at 713-465-2150.

-
- A. Call to order and the roll of elected and appointed officers will be taken.
 - B. Pledge of Allegiance.
 - C. **PUBLIC COMMENTS** *At this time, any person with city-related business may speak to the Council. In compliance with the Texas Open Meetings Act, if a member of the public comments or inquires about a subject that is not specifically identified on the agenda, a member of council or a staff member may only respond by giving a statement of specific factual information or by reciting existing policy. The City Council may not deliberate or vote on the matter.*
 - D. **REPORTS**
 - 1. City Treasurer Monthly Report **Pgs. 1-10**
 - 2. Police Commissioner Monthly Report **Pgs. 11-27**
 - 3. Fire Commissioner Monthly Report **Pg. 28**
 - 4. Building Official Monthly Report **Pgs. 29-60**
 - 5. City Engineer Monthly Report **Pg. 61**
 - 6. City Administrator Report **Pgs. 62-64**
 - a. WCA Waste Corp. – GFL Environmental Co.
 - 7. Mayor and Council Reports and Comments
 - E. **CONSENT AGENDA** *The following items are considered routine by the City Council and will be enacted by one motion. There will not be a separate discussion on these items unless a Councilmember requests, in which event, the item will be removed from the general order of business and considered in its normal sequence on the agenda.*
 - 1. Approval of the Minutes of the Regular Meeting on October 26, 2021. **Pgs. 65-68**
 - 2. Approval of the Cash Disbursement Journal for October, 2021. **Pgs. 69-71**

3. Approval of the Cash Disbursement Journal for November, 2021. [Pgs. 72-74](#)
4. Approval of the 2021 3rd Quarterly Investment Report. [Pg. 75](#)
5. Approval of an agreement with Harris County Sheriff's Office for housing city prisoners effective January 1, 2022. [Pg. 76](#)

F. REGULAR AGENDA

1. Discussion and possible action to approve Change Order #3 to the contract with Angel Brothers Enterprises, LTD. - (Close Out) in the amount of (\$80,674.20) for the Beinhorn Road Reconstruction Project. [Pgs. 77-79](#)
2. Discussion and possible action to approve the Memorial Villages Police Department Budget Amendment for FY2022 to increase the employer contribution of dependent health coverage from 50 percent to 75 percent. [Pgs. 80-88](#)
3. Discussion and possible action to accept the recommendation from the Village Mutual Insurance Group for the employees' medical, dental, vision, Life/AD&D, and long-term disability insurance coverage for 2022. [Pgs. 89-108](#)
4. Discussion and possible action to select the City's municipal depository and to authorize a contract for depository services for the city. [Pgs. 109-114](#)

G. EXECUTIVE SESSION It is anticipated that all, or a portion of the discussion of the following items, if any, will be conducted in closed executive session under authority of the Texas Open Meetings Act. However, no action will be taken on these items until the City Council reconvenes in open session.

- To deliberate the appointment, employment, evaluation, reassignment, duties, discipline, or dismissal of City staff members.

H. RECONVENE into Open Session and consider action, if any, on items discussed in Executive Session.

I. ADJOURNMENT

The City Council may convene a public meeting and then recess into closed executive session, to discuss any of the items listed on this agenda, if necessary, and if authorized under chapter 551 of the Texas Government Code. Situations in which a closed executive session may be authorized by law include, without limitation; (1) consulting with the Council's attorney to seek or receive legal advice concerning pending or contemplated litigation, a settlement offer, or any other matter in which the ethical duty of the attorney to the Council clearly conflicts with the general requirement that all meetings be open, § 551.071; (2) discussing the purchase, exchange, lease, or value of real property, § 551.072; (3) discussing a prospective gift or donation, § 551.073; (4) discussing certain personnel matters, §551.074; and (5) discussing security personnel or devices, § 551.076.

CERTIFICATION

I, the undersigned authority, does hereby certify that this Notice of a Meeting was posted on the bulletin board at City Hall, #1 Hunters Creek Place, a place convenient and readily accessible to the general public at all times, and said Notice was posted on the following date and time: December 3, 2021 at 3:00p.m. and remained so posted continuously for at least 72 hours before said meeting was convened.

/s/

Tom Fullen, City Administrator
Acting City Secretary

The City Hall is wheelchair accessible and accessible parking spaces are available. Persons with disabilities who plan to attend this meeting and who may need auxiliary aids or services such as interpreters for persons who are deaf or hearing impaired, readers, or large print, are requested to contact the City Secretary's Office at 713.465.2150, by fax at 713.465.8357, or by email at tfullen@cityofhunterscreek.com. Requests should be made at least 48 hours prior to the meeting. This agenda is posted on the city's web site at <http://cityofhunterscreek.com>.



**City of Hunters Creek Village
Monthly Tax Office Report
October 31, 2021**

Prepared by: Tiffany D. Morawiec, Tax Assessor/Collector

A. Current Taxable Value \$ 3,023,022,748

B. Summary Status of Tax Levy and Current Receivable Balance:

	Current 2021 Tax Year	Delinquent 2020 & Prior Tax Years	Total
Original Levy 0.194082	\$ 5,727,601.35	\$ 5,298,670.29	\$ 11,026,271.64
Carryover Balance	-	171,651.01	171,651.01
Adjustments	139,541.65	589,847.78	729,389.43
Adjusted Levy	5,867,143.00	6,060,169.08	11,927,312.08
Less Collections Y-T-D	34,420.24	5,893,924.47	5,928,344.71
Receivable Balance	<u>\$ 5,832,722.76</u>	<u>\$ 166,244.61</u>	<u>\$ 5,998,967.37</u>

C. COLLECTION RECAP:

Current Month:	Current 2021 Tax Year	Delinquent 2020 & Prior Tax Years	Total
Base Tax	\$ 34,420.24	\$ (954.84)	\$ 33,465.40
Penalty & Interest	-	(37.28)	(37.28)
Attorney Fees	-	6.59	6.59
Other Fees	1,491.51	2.48	1,493.99
Total Collections	<u>\$ 35,911.75</u>	<u>\$ (983.05)</u>	<u>\$ 34,928.70</u>

Year-To-Date:	Current 2021 Tax Year	Delinquent 2020 & Prior Tax Years	Total
Base Tax:	\$ 34,420.24	\$ 5,893,924.47	\$ 5,928,344.71
Penalty & Interest	-	26,613.61	26,613.61
Attorney Fees	-	5,075.88	5,075.88
Other Fees	1,491.51	2,551.01	4,042.52
Total Collections	<u>\$ 35,911.75</u>	<u>\$ 5,928,164.97</u>	<u>\$ 5,964,076.72</u>

Percent of Adjusted Levy	<u>0.61%</u>	<u>101.65%</u>
--------------------------	--------------	----------------



Budget Report

Account Summary

For Fiscal: 2021 Period Ending: 10/31/2021

		Original Total Budget	Current Total Budget	Period Activity	Fiscal Activity	Variance Favorable (Unfavorable)	Percent Remaining
Fund: 100 - GENERAL GOVERNMENT (01)							
Revenue							
100-00-41000	CURRENT AD VALOREM TAXES	5,869,080.00	5,869,080.00	3,040.83	5,862,119.84	-6,960.16	0.12 %
100-00-41005	PREVIOUS AD VALOREM TAXES	15,000.00	15,000.00	-566.73	31,807.45	16,807.45	212.05 %
100-00-41010	FRANCHISE TAXES	370,000.00	370,000.00	21,380.16	315,612.06	-54,387.94	14.70 %
100-00-41015	SALES TAXES	450,000.00	450,000.00	52,820.12	545,831.45	95,831.45	121.30 %
100-00-41020	MIXED DRINK TAX	20,000.00	20,000.00	2,289.26	19,527.44	-472.56	2.36 %
100-00-41040	PENALTIES/INTEREST	15,000.00	15,000.00	37.28	29,120.58	14,120.58	194.14 %
100-00-42035	BUILDING PERMITS	225,000.00	225,000.00	42,558.00	317,561.68	92,561.68	141.14 %
100-00-42044	CREDIT CARD PROCESSING FEE	2,000.00	2,000.00	226.71	3,077.95	1,077.95	153.90 %
100-00-43057	CHILD SAFETY FEES	4,000.00	4,000.00	434.41	4,614.18	614.18	115.35 %
100-00-43070	METRO RECEIPTS	225,000.00	225,000.00	26,410.06	272,915.75	47,915.75	121.30 %
100-00-44025	TRAFFIC FINES	100,000.00	100,000.00	17,274.90	91,150.83	-8,849.17	8.85 %
100-00-44027	COURT TECHNOLOGY FUND	3,500.00	3,500.00	341.07	1,632.00	-1,868.00	53.37 %
100-00-44028	COURT SECURITY FUND	2,500.00	2,500.00	386.14	1,793.88	-706.12	28.24 %
100-00-46030	INTEREST INCOME	60,000.00	60,000.00	1,073.34	8,036.26	-51,963.74	86.61 %
100-00-48040	BURGLAR ALARM PERMITS	0.00	0.00	0.00	-30.00	-30.00	0.00 %
100-00-48045	SUBD ST. LIGHTS	35,000.00	35,000.00	0.00	33,002.51	-1,997.49	5.71 %
100-00-48055	OTHER INCOME	10,000.00	10,000.00	162.91	8,330.03	-1,669.97	16.70 %
100-00-48056	Ice Storm Insurance Payment	0.00	0.00	0.00	29,764.80	29,764.80	0.00 %
100-00-48065	AMERICAN RESCUE PLAN ACT	0.00	0.00	0.00	603,234.89	603,234.89	0.00 %
	Revenue Total:	7,406,080.00	7,406,080.00	167,868.46	8,179,103.58	773,023.58	10.44 %
Expense							
100-01-71000	SALARIES & WAGES	622,180.00	622,180.00	42,345.06	449,671.76	172,508.24	27.73 %
100-01-71001	LONGEVITY	5,952.00	5,952.00	0.00	0.00	5,952.00	100.00 %
100-01-71025	TMRS	118,525.00	118,525.00	8,185.81	86,853.20	31,671.80	26.72 %
100-01-71030	PAYROLL TAXES	49,612.00	49,612.00	2,930.60	35,708.22	13,903.78	28.03 %
100-01-71105	INSURANCE BENEFITS	126,787.00	126,787.00	8,681.56	83,401.84	43,385.16	34.22 %
100-01-71107	HRA	4,000.00	4,000.00	0.00	1,000.00	3,000.00	75.00 %
100-01-72045	NOTICES & MAILING	15,000.00	15,000.00	845.90	5,969.34	9,030.66	60.20 %
100-01-72055	OFFICE SUPPLIES & PRINTING	8,500.00	8,500.00	307.76	6,183.78	2,316.22	27.25 %
100-01-72060	TELEPHONE	16,500.00	16,500.00	1,385.14	12,772.58	3,727.42	22.59 %
100-01-72061	TRAVEL & TRAINING	10,000.00	10,000.00	249.05	8,850.55	1,149.45	11.49 %
100-01-72062	TUITION REIMBURSEMENT	5,000.00	5,000.00	0.00	0.00	5,000.00	100.00 %
100-01-72063	CERTIFICATION/LICENSE/EDUCATION	10,200.00	10,200.00	625.00	6,466.00	3,734.00	36.61 %
100-01-72065	MACHINE RENTAL MAINTENANCE	1,800.00	1,800.00	0.00	492.42	1,307.58	72.64 %
100-01-72090	MEMBERSHIPS & SUBSCRIPTIONS	3,500.00	3,500.00	0.00	2,304.37	1,195.63	34.16 %
100-01-72108	GEN LIABILITY/PROP/WC INS	21,850.00	21,850.00	17,661.88	17,661.88	4,188.12	19.17 %
100-01-72109	SURETY BONDS	250.00	250.00	0.00	0.00	250.00	100.00 %
100-01-72110	ELECTIONS	3,500.00	3,500.00	0.00	0.00	3,500.00	100.00 %
100-01-72111	RECORDS MANAGEMENT	500.00	500.00	0.00	0.00	500.00	100.00 %
100-01-72112	CODIFICATIONS	2,500.00	2,500.00	0.00	1,613.00	887.00	35.48 %
100-01-75040	OFFICE EQUIPMENT	5,000.00	5,000.00	1,658.25	2,153.23	2,846.77	56.94 %
100-01-76010	COMPUTER SOFTWARE SERVICES	14,000.00	14,000.00	0.00	11,301.63	2,698.37	19.27 %
100-01-78056	BANK FEES	1,200.00	1,200.00	0.00	650.65	549.35	45.78 %
100-01-78115	PUBLIC RELATIONS	23,000.00	23,000.00	161.04	5,568.83	17,431.17	75.79 %
100-02-72042	CONSULTING SERVICES	20,000.00	20,000.00	1,844.82	11,681.40	8,318.60	41.59 %
100-02-72085	TAX COLLECTOR/ASSESSOR	47,500.00	47,500.00	0.00	51,183.00	-3,683.00	-7.75 %
100-02-72120	AUDITOR	17,500.00	17,500.00	0.00	16,513.00	987.00	5.64 %
100-02-72300	LITIGATION	25,000.00	25,000.00	0.00	0.00	25,000.00	100.00 %
100-02-72310	CITY ATTORNEY	75,000.00	75,000.00	10,865.50	36,468.00	38,532.00	51.38 %
100-02-72502	CITY ENGINEER	75,000.00	75,000.00	8,410.50	37,306.87	37,693.13	50.26 %

		Original Total Budget	Current Total Budget	Period Activity	Fiscal Activity	Variance Favorable (Unfavorable)	Percent Remaining
100-02-78504	TCEQ PHIII STORMWATER PERMIT	7,500.00	7,500.00	0.00	2,414.51	5,085.49	67.81 %
100-03-72001	VILLAGE FIRE DEPARTMENT	1,548,892.00	1,548,892.00	129,074.36	1,355,280.79	193,611.21	12.50 %
100-03-72005	MEMORIAL VILLAGES POLICE DEPT.	2,036,481.00	2,036,481.00	169,248.00	1,772,022.00	264,459.00	12.99 %
100-04-72015	GARBAGE SERVICE	525,790.00	525,790.00	42,769.42	384,924.78	140,865.22	26.79 %
100-04-72021	STREET LIGHTS-CITY	60,000.00	60,000.00	-12,465.49	6,376.33	53,623.67	89.37 %
100-04-72057	OFFICE SUPP/PRINTING - PW	2,000.00	2,000.00	266.03	527.22	1,472.78	73.64 %
100-04-72062	TRAVEL/TRAINING - PW	8,500.00	8,500.00	0.00	307.00	8,193.00	96.39 %
100-04-72070	MOSQUITO FOGGING CONTRACT	12,500.00	12,500.00	0.00	10,450.00	2,050.00	16.40 %
100-04-72091	MEMBERSHIPS/SUBS PW	1,000.00	1,000.00	0.00	0.00	1,000.00	100.00 %
100-04-72205	UNIFORMS-PW	3,500.00	3,500.00	210.36	1,868.15	1,631.85	46.62 %
100-04-72500	PW-BUILDING INSPECTIONS	60,000.00	60,000.00	4,760.00	33,922.64	26,077.36	43.46 %
100-04-72520	TRUCK MAINTENANCE	15,000.00	15,000.00	1,976.79	8,841.95	6,158.05	41.05 %
100-04-72530	TRAFFIC LIGHT MAINTENANCE	3,500.00	3,500.00	0.00	0.00	3,500.00	100.00 %
100-04-72540	MOWING CONTRACT	60,000.00	60,000.00	0.00	43,103.00	16,897.00	28.16 %
100-04-72541	CONTRACT LABOR	35,000.00	35,000.00	2,135.00	20,405.00	14,595.00	41.70 %
100-04-72560	LANDSCAPING	30,000.00	30,000.00	1,145.85	12,598.75	17,401.25	58.00 %
100-04-75510	RENTAL/PURCHASE EQUIPMENT	15,000.00	15,000.00	309.99	3,045.41	11,954.59	79.70 %
100-04-75550	TRAFFIC SIGNS	3,000.00	3,000.00	0.00	539.63	2,460.37	82.01 %
100-04-76500	STREET & DRAINAGE MAINTENANCE	100,000.00	100,000.00	5,937.04	65,146.13	34,853.87	34.85 %
100-04-78050	BUILDING MAINTENANCE	30,000.00	30,000.00	1,700.93	24,909.76	5,090.24	16.97 %
100-04-78051	JANITORIAL SERVICE BLDG MAINTEN...	9,500.00	9,500.00	0.00	7,162.74	2,337.26	24.60 %
100-04-78063	STORM DISASTER FUND	300,000.00	300,000.00	0.00	0.00	300,000.00	100.00 %
100-04-78064	Ice Storm Expenses 2021	0.00	0.00	0.00	27,132.08	-27,132.08	0.00 %
100-04-78540	URBAN FORESTER	15,000.00	15,000.00	1,015.00	8,165.00	6,835.00	45.57 %
100-04-78544	CREDIT CARD PROCESSING FEES	3,000.00	3,000.00	320.92	2,969.79	30.21	1.01 %
100-05-73000	JUDGES & PROSECUTORS	45,000.00	45,000.00	2,525.50	27,004.75	17,995.25	39.99 %
100-05-73020	JURY DUTY FEES	300.00	300.00	0.00	0.00	300.00	100.00 %
100-05-73025	WARRANTS ISSUED	500.00	500.00	268.39	600.43	-100.43	-20.09 %
100-05-73030	COURT SUPPLIES & PRINTING	2,500.00	2,500.00	0.00	460.97	2,039.03	81.56 %
100-05-73031	COURT TECHNOLOGY	1,500.00	1,500.00	0.00	712.47	787.53	52.50 %
100-05-73032	COURT SECURITY	1,800.00	1,800.00	0.00	1,341.90	458.10	25.45 %
100-05-73034	COURT MEMBERSHIPS & SUBSCRIPTI...	500.00	500.00	0.00	0.00	500.00	100.00 %
100-05-73035	COURT-TRAVEL & TRAINING	1,500.00	1,500.00	0.00	350.00	1,150.00	76.67 %
100-05-73044	CREDIT CARD FEES	3,000.00	3,000.00	0.00	145.37	2,854.63	95.15 %
100-05-73045	COURT TAX PD TO STATE	70,000.00	70,000.00	9,059.25	25,594.39	44,405.61	63.44 %
100-06-75041	COMPUTER EQUIP. & SOFTWARE	5,000.00	5,000.00	0.00	0.00	5,000.00	100.00 %
100-06-75065	FURNITURE & EQUIPMENT	15,000.00	15,000.00	0.00	12,594.00	2,406.00	16.04 %
100-06-78064	CAPITAL RESERVE	200,000.00	200,000.00	0.00	10,172.78	189,827.22	94.91 %
	Expense Total:	6,561,119.00	6,561,119.00	466,415.21	4,762,865.27	1,798,253.73	27.41 %
	Fund: 100 - GENERAL GOVERNMENT (01) Surplus (Deficit):	844,961.00	844,961.00	-298,546.75	3,416,238.31	2,571,277.31	-304.31 %
	Fund: 200 - CAPITAL IMPROVEMENTS (02)						
	Expense						
200-01-75038	STREET AND MAINTANANCE - RECUR...	850,000.00	1,109,839.41	41,643.15	474,773.45	635,065.96	57.22 %
200-01-75050	REFORESTATION	20,000.00	35,055.00	0.00	28,270.00	6,785.00	19.36 %
200-01-75053	OUTFALL REPAIRS	0.00	57,836.20	9,375.88	49,481.66	8,354.54	14.45 %
200-01-75056	TRAFFIC LIGHT MAST ARMS	330,000.00	585,893.44	-16,492.50	158,194.46	427,698.98	73.00 %
200-01-75059	CCTV	0.00	12,529.02	0.00	0.00	12,529.02	100.00 %
200-01-75064	STREET REPLACEMENT-BEINHORN W...	2,100,000.00	2,100,000.00	439,371.06	462,061.24	1,637,938.76	78.00 %
200-01-75065	PLAYGROUND AMENITIES	12,500.00	12,500.00	0.00	12,500.00	0.00	0.00 %
	Expense Total:	3,312,500.00	3,913,653.07	473,897.59	1,185,280.81	2,728,372.26	69.71 %
	Fund: 200 - CAPITAL IMPROVEMENTS (02) Total:	3,312,500.00	3,913,653.07	473,897.59	1,185,280.81	2,728,372.26	69.71 %
	Report Surplus (Deficit):	-2,467,539.00	-3,068,692.07	-772,444.34	2,230,957.50	5,299,649.57	172.70 %

Group Summary

Account Typ...	Original Total Budget	Current Total Budget	Period Activity	Fiscal Activity	Variance Favorable (Unfavorable)	Percent Remaining
Fund: 100 - GENERAL GOVERNMENT (01)						
Revenue	7,406,080.00	7,406,080.00	167,868.46	8,179,103.58	773,023.58	10.44 %
Expense	6,561,119.00	6,561,119.00	466,415.21	4,762,865.27	1,798,253.73	27.41 %
Fund: 100 - GENERAL GOVERNMENT (01) Surplus (Deficit):	844,961.00	844,961.00	-298,546.75	3,416,238.31	2,571,277.31	-304.31 %
Fund: 200 - CAPITAL IMPROVEMENTS (02)						
Expense	3,312,500.00	3,913,653.07	473,897.59	1,185,280.81	2,728,372.26	69.71 %
Fund: 200 - CAPITAL IMPROVEMENTS (02) Total:	3,312,500.00	3,913,653.07	473,897.59	1,185,280.81	2,728,372.26	69.71 %
Report Surplus (Deficit):	-2,467,539.00	-3,068,692.07	-772,444.34	2,230,957.50	5,299,649.57	172.70 %

Fund Summary

Fund	Original Total Budget	Current Total Budget	Period Activity	Fiscal Activity	Variance Favorable (Unfavorable)
100 - GENERAL GOVERNMENT (01)	844,961.00	844,961.00	-298,546.75	3,416,238.31	2,571,277.31
200 - CAPITAL IMPROVEMENTS (02)	-3,312,500.00	-3,913,653.07	-473,897.59	-1,185,280.81	2,728,372.26
Report Surplus (Deficit):	-2,467,539.00	-3,068,692.07	-772,444.34	2,230,957.50	5,299,649.57

**City of Hunters Creek Village
Monthly Tax Office Report
November 30, 2021**

Prepared by: Tiffany D. Morawiec, Tax Assessor/Collector

A. Current Taxable Value \$ 3,030,028,353

B. Summary Status of Tax Levy and Current Receivable Balance:

	Current 2021 Tax Year	Delinquent 2020 & Prior Tax Years	Total
Original Levy 0.194082	\$ 5,727,601.35	\$ 5,298,670.29	\$ 11,026,271.64
Carryover Balance	-	171,651.01	171,651.01
Adjustments	153,138.24	586,923.09	740,061.33
Adjusted Levy	5,880,739.59	6,057,244.39	11,937,983.98
Less Collections Y-T-D	726,104.86	5,912,989.11	6,639,093.97
Receivable Balance	<u>\$ 5,154,634.73</u>	<u>\$ 144,255.28</u>	<u>\$ 5,298,890.01</u>

C. COLLECTION RECAP:

Current Month:	Current 2021 Tax Year	Delinquent 2020 & Prior Tax Years	Total
Base Tax	\$ 691,684.62	\$ 19,064.64	\$ 710,749.26
Penalty & Interest	-	4,248.96	4,248.96
Attorney Fees	-	2,096.50	2,096.50
Other Fees	-	-	-
Total Collections	<u>\$ 691,684.62</u>	<u>\$ 25,410.10</u>	<u>\$ 717,094.72</u>

Year-To-Date:	Current 2021 Tax Year	Delinquent 2020 & Prior Tax Years	Total
Base Tax:	\$ 726,104.86	\$ 5,912,989.11	\$ 6,639,093.97
Penalty & Interest	-	30,862.57	30,862.57
Attorney Fees	-	7,172.38	7,172.38
Other Fees	1,491.51	2,551.01	4,042.52
Total Collections	<u>\$ 727,596.37</u>	<u>\$ 5,953,575.07</u>	<u>\$ 6,681,171.44</u>

Percent of Adjusted Levy	<u>12.37%</u>	<u>113.61%</u>
--------------------------	---------------	----------------



		Original Total Budget	Current Total Budget	Period Activity	Fiscal Activity	Variance Favorable (Unfavorable)	Percent Remaining
Fund: 100 - GENERAL GOVERNMENT (01)							
Revenue							
100-00-41000	CURRENT AD VALOREM TAXES	5,869,080.00	5,869,080.00	4,291.12	5,866,410.96	-2,669.04	0.05 %
100-00-41005	PREVIOUS AD VALOREM TAXES	15,000.00	15,000.00	4,230.99	36,038.44	21,038.44	240.26 %
100-00-41010	FRANCHISE TAXES	370,000.00	370,000.00	50,625.42	366,237.48	-3,762.52	1.02 %
100-00-41015	SALES TAXES	450,000.00	450,000.00	61,033.63	606,865.08	156,865.08	134.86 %
100-00-41020	MIXED DRINK TAX	20,000.00	20,000.00	2,628.99	22,156.43	2,156.43	110.78 %
100-00-41040	PENALTIES/INTEREST	15,000.00	15,000.00	3,766.88	32,887.46	17,887.46	219.25 %
100-00-42035	BUILDING PERMITS	225,000.00	225,000.00	48,785.40	366,347.08	141,347.08	162.82 %
100-00-42044	CREDIT CARD PROCESSING FEE	2,000.00	2,000.00	331.67	3,409.62	1,409.62	170.48 %
100-00-43057	CHILD SAFETY FEES	4,000.00	4,000.00	412.76	5,026.94	1,026.94	125.67 %
100-00-43070	METRO RECEIPTS	225,000.00	225,000.00	30,516.82	303,432.57	78,432.57	134.86 %
100-00-44025	TRAFFIC FINES	100,000.00	100,000.00	14,443.18	105,594.01	5,594.01	105.59 %
100-00-44027	COURT TECHNOLOGY FUND	3,500.00	3,500.00	288.07	1,920.07	-1,579.93	45.14 %
100-00-44028	COURT SECURITY FUND	2,500.00	2,500.00	337.93	2,131.81	-368.19	14.73 %
100-00-46030	INTEREST INCOME	60,000.00	60,000.00	0.00	8,036.26	-51,963.74	86.61 %
100-00-48040	BURGLAR ALARM PERMITS	0.00	0.00	0.00	-30.00	-30.00	0.00 %
100-00-48045	SUBD ST. LIGHTS	35,000.00	35,000.00	0.00	33,002.51	-1,997.49	5.71 %
100-00-48055	OTHER INCOME	10,000.00	10,000.00	0.00	8,330.03	-1,669.97	16.70 %
100-00-48056	Ice Storm Insurance Payment	0.00	0.00	0.00	29,764.80	29,764.80	0.00 %
100-00-48065	AMERICAN RESCUE PLAN ACT	0.00	0.00	0.00	603,234.89	603,234.89	0.00 %
	Revenue Total:	7,406,080.00	7,406,080.00	221,692.86	8,400,796.44	994,716.44	13.43 %
Expense							
100-01-71000	SALARIES & WAGES	622,180.00	622,180.00	42,526.09	492,197.85	129,982.15	20.89 %
100-01-71001	LONGEVITY	5,952.00	5,952.00	0.00	0.00	5,952.00	100.00 %
100-01-71025	TMRS	118,525.00	118,525.00	8,220.29	95,073.49	23,451.51	19.79 %
100-01-71030	PAYROLL TAXES	49,612.00	49,612.00	2,419.89	38,128.11	11,483.89	23.15 %
100-01-71105	INSURANCE BENEFITS	126,787.00	126,787.00	8,669.07	92,070.91	34,716.09	27.38 %
100-01-71107	HRA	4,000.00	4,000.00	0.00	1,000.00	3,000.00	75.00 %
100-01-72045	NOTICES & MAILING	15,000.00	15,000.00	1,173.07	7,142.41	7,857.59	52.38 %
100-01-72055	OFFICE SUPPLIES & PRINTING	8,500.00	8,500.00	1,405.48	7,589.26	910.74	10.71 %
100-01-72060	TELEPHONE	16,500.00	16,500.00	1,418.16	14,190.74	2,309.26	14.00 %
100-01-72061	TRAVEL & TRAINING	10,000.00	10,000.00	839.48	9,690.03	309.97	3.10 %
100-01-72062	TUITION REIMBURSEMENT	5,000.00	5,000.00	0.00	0.00	5,000.00	100.00 %
100-01-72063	CERTIFICATION/LICENSE/EDUCATION	10,200.00	10,200.00	625.00	7,091.00	3,109.00	30.48 %
100-01-72065	MACHINE RENTAL MAINTENANCE	1,800.00	1,800.00	0.00	492.42	1,307.58	72.64 %
100-01-72090	MEMBERSHIPS & SUBSCRIPTIONS	3,500.00	3,500.00	300.00	2,604.37	895.63	25.59 %
100-01-72108	GEN LIABILITY/PROP/WC INS	21,850.00	21,850.00	0.00	17,661.88	4,188.12	19.17 %
100-01-72109	SURETY BONDS	250.00	250.00	0.00	0.00	250.00	100.00 %
100-01-72110	ELECTIONS	3,500.00	3,500.00	0.00	0.00	3,500.00	100.00 %
100-01-72111	RECORDS MANAGEMENT	500.00	500.00	0.00	0.00	500.00	100.00 %
100-01-72112	CODIFICATIONS	2,500.00	2,500.00	0.00	1,613.00	887.00	35.48 %
100-01-75040	OFFICE EQUIPMENT	5,000.00	5,000.00	0.00	2,153.23	2,846.77	56.94 %
100-01-76010	COMPUTER SOFTWARE SERVICES	14,000.00	14,000.00	0.00	11,301.63	2,698.37	19.27 %
100-01-78056	BANK FEES	1,200.00	1,200.00	0.00	650.65	549.35	45.78 %
100-01-78115	PUBLIC RELATIONS	23,000.00	23,000.00	1,195.19	6,764.02	16,235.98	70.59 %
100-02-72042	CONSULTING SERVICES	20,000.00	20,000.00	1,495.65	13,177.05	6,822.95	34.11 %
100-02-72085	TAX COLLECTOR/ASSESSOR	47,500.00	47,500.00	0.00	51,183.00	-3,683.00	-7.75 %
100-02-72120	AUDITOR	17,500.00	17,500.00	0.00	16,513.00	987.00	5.64 %
100-02-72300	LITIGATION	25,000.00	25,000.00	0.00	0.00	25,000.00	100.00 %
100-02-72310	CITY ATTORNEY	75,000.00	75,000.00	0.00	36,468.00	38,532.00	51.38 %
100-02-72502	CITY ENGINEER	75,000.00	75,000.00	5,196.50	42,503.37	32,496.63	43.33 %

		Original Total Budget	Current Total Budget	Period Activity	Fiscal Activity	Variance Favorable (Unfavorable)	Percent Remaining
100-02-78504	TCEQ PHIII STORMWATER PERMIT	7,500.00	7,500.00	0.00	2,414.51	5,085.49	67.81 %
100-03-72001	VILLAGE FIRE DEPARTMENT	1,548,892.00	1,548,892.00	129,074.36	1,484,355.15	64,536.85	4.17 %
100-03-72005	MEMORIAL VILLAGES POLICE DEPT.	2,036,481.00	2,036,481.00	169,248.00	1,941,270.00	95,211.00	4.68 %
100-04-72015	GARBAGE SERVICE	525,790.00	525,790.00	42,769.42	427,694.20	98,095.80	18.66 %
100-04-72021	STREET LIGHTS-CITY	60,000.00	60,000.00	19,875.18	26,251.51	33,748.49	56.25 %
100-04-72057	OFFICE SUPP/PRINTING - PW	2,000.00	2,000.00	84.95	612.17	1,387.83	69.39 %
100-04-72062	TRAVEL/TRAINING - PW	8,500.00	8,500.00	1,406.91	1,713.91	6,786.09	79.84 %
100-04-72070	MOSQUITO FOGGING CONTRACT	12,500.00	12,500.00	0.00	10,450.00	2,050.00	16.40 %
100-04-72091	MEMBERSHIPS/SUBS PW	1,000.00	1,000.00	0.00	0.00	1,000.00	100.00 %
100-04-72205	UNIFORMS-PW	3,500.00	3,500.00	157.77	2,025.92	1,474.08	42.12 %
100-04-72500	PW-BUILDING INSPECTIONS	60,000.00	60,000.00	4,559.93	38,482.57	21,517.43	35.86 %
100-04-72520	TRUCK MAINTENANCE	15,000.00	15,000.00	785.70	9,627.65	5,372.35	35.82 %
100-04-72530	TRAFFIC LIGHT MAINTENANCE	3,500.00	3,500.00	0.00	0.00	3,500.00	100.00 %
100-04-72540	MOWING CONTRACT	60,000.00	60,000.00	10,084.00	53,187.00	6,813.00	11.36 %
100-04-72541	CONTRACT LABOR	35,000.00	35,000.00	918.75	21,323.75	13,676.25	39.08 %
100-04-72560	LANDSCAPING	30,000.00	30,000.00	1,327.96	13,926.71	16,073.29	53.58 %
100-04-75510	RENTAL/PURCHASE EQUIPMENT	15,000.00	15,000.00	467.43	3,512.84	11,487.16	76.58 %
100-04-75550	TRAFFIC SIGNS	3,000.00	3,000.00	0.00	539.63	2,460.37	82.01 %
100-04-76500	STREET & DRAINAGE MAINTENANCE	100,000.00	100,000.00	8,751.09	73,897.22	26,102.78	26.10 %
100-04-78050	BUILDING MAINTENANCE	30,000.00	30,000.00	851.28	25,761.04	4,238.96	14.13 %
100-04-78051	JANITORIAL SERVICE BLDG MAINTEN...	9,500.00	9,500.00	1,591.72	8,754.46	745.54	7.85 %
100-04-78063	STORM DISASTER FUND	300,000.00	300,000.00	0.00	0.00	300,000.00	100.00 %
100-04-78064	Ice Storm Expenses 2021	0.00	0.00	0.00	27,132.08	-27,132.08	0.00 %
100-04-78540	URBAN FORESTER	15,000.00	15,000.00	1,225.00	9,390.00	5,610.00	37.40 %
100-04-78544	CREDIT CARD PROCESSING FEES	3,000.00	3,000.00	0.00	2,969.79	30.21	1.01 %
100-05-73000	JUDGES & PROSECUTORS	45,000.00	45,000.00	4,096.50	31,101.25	13,898.75	30.89 %
100-05-73020	JURY DUTY FEES	300.00	300.00	0.00	0.00	300.00	100.00 %
100-05-73025	WARRANTS ISSUED	500.00	500.00	0.00	600.43	-100.43	-20.09 %
100-05-73030	COURT SUPPLIES & PRINTING	2,500.00	2,500.00	204.06	665.03	1,834.97	73.40 %
100-05-73031	COURT TECHNOLOGY	1,500.00	1,500.00	0.00	712.47	787.53	52.50 %
100-05-73032	COURT SECURITY	1,800.00	1,800.00	0.00	1,341.90	458.10	25.45 %
100-05-73034	COURT MEMBERSHIPS & SUBSCRIPTI...	500.00	500.00	0.00	0.00	500.00	100.00 %
100-05-73035	COURT-TRAVEL & TRAINING	1,500.00	1,500.00	0.00	350.00	1,150.00	76.67 %
100-05-73044	CREDIT CARD FEES	3,000.00	3,000.00	0.00	145.37	2,854.63	95.15 %
100-05-73045	COURT TAX PD TO STATE	70,000.00	70,000.00	0.00	25,594.39	44,405.61	63.44 %
100-06-75041	COMPUTER EQUIP. & SOFTWARE	5,000.00	5,000.00	0.00	0.00	5,000.00	100.00 %
100-06-75065	FURNITURE & EQUIPMENT	15,000.00	15,000.00	0.00	12,594.00	2,406.00	16.04 %
100-06-78064	CAPITAL RESERVE	200,000.00	200,000.00	0.00	10,172.78	189,827.22	94.91 %
	Expense Total:	6,561,119.00	6,561,119.00	472,963.88	5,235,829.15	1,325,289.85	20.20 %
	Fund: 100 - GENERAL GOVERNMENT (01) Surplus (Deficit):	844,961.00	844,961.00	-251,271.02	3,164,967.29	2,320,006.29	-274.57 %
	Fund: 200 - CAPITAL IMPROVEMENTS (02)						
	Expense						
200-01-75038	STREET AND MAINTANANCE - RECUR...	850,000.00	1,109,839.41	2,158.80	476,932.25	632,907.16	57.03 %
200-01-75050	REFORESTATION	20,000.00	35,055.00	0.00	28,270.00	6,785.00	19.36 %
200-01-75053	OUTFALL REPAIRS	0.00	57,836.20	380.00	49,861.66	7,974.54	13.79 %
200-01-75056	TRAFFIC LIGHT MAST ARMS	330,000.00	585,893.44	440.00	158,634.46	427,258.98	72.92 %
200-01-75059	CCTV	0.00	12,529.02	1,000.00	1,000.00	11,529.02	92.02 %
200-01-75064	STREET REPLACEMENT-BEINHORN W...	2,100,000.00	2,100,000.00	9,422.24	471,483.48	1,628,516.52	77.55 %
200-01-75065	PLAYGROUND AMENITIES	12,500.00	12,500.00	0.00	12,500.00	0.00	0.00 %
	Expense Total:	3,312,500.00	3,913,653.07	13,401.04	1,198,681.85	2,714,971.22	69.37 %
	Fund: 200 - CAPITAL IMPROVEMENTS (02) Total:	3,312,500.00	3,913,653.07	13,401.04	1,198,681.85	2,714,971.22	69.37 %
	Report Surplus (Deficit):	-2,467,539.00	-3,068,692.07	-264,672.06	1,966,285.44	5,034,977.51	164.08 %

Group Summary

Account Typ...	Original Total Budget	Current Total Budget	Period Activity	Fiscal Activity	Variance Favorable (Unfavorable)	Percent Remaining
Fund: 100 - GENERAL GOVERNMENT (01)						
Revenue	7,406,080.00	7,406,080.00	221,692.86	8,400,796.44	994,716.44	13.43 %
Expense	6,561,119.00	6,561,119.00	472,963.88	5,235,829.15	1,325,289.85	20.20 %
Fund: 100 - GENERAL GOVERNMENT (01) Surplus (Deficit):	844,961.00	844,961.00	-251,271.02	3,164,967.29	2,320,006.29	-274.57 %
Fund: 200 - CAPITAL IMPROVEMENTS (02)						
Expense	3,312,500.00	3,913,653.07	13,401.04	1,198,681.85	2,714,971.22	69.37 %
Fund: 200 - CAPITAL IMPROVEMENTS (02) Total:	3,312,500.00	3,913,653.07	13,401.04	1,198,681.85	2,714,971.22	69.37 %
Report Surplus (Deficit):	-2,467,539.00	-3,068,692.07	-264,672.06	1,966,285.44	5,034,977.51	164.08 %

Fund Summary

Fund	Original Total Budget	Current Total Budget	Period Activity	Fiscal Activity	Variance Favorable (Unfavorable)
100 - GENERAL GOVERNMENT (01)	844,961.00	844,961.00	-251,271.02	3,164,967.29	2,320,006.29
200 - CAPITAL IMPROVEMENTS (02)	-3,312,500.00	-3,913,653.07	-13,401.04	-1,198,681.85	2,714,971.22
Report Surplus (Deficit):	-2,467,539.00	-3,068,692.07	-264,672.06	1,966,285.44	5,034,977.51

Month	Year 2019						Year 2020						Year 2021					
	Total Cases Filed	Citations vs Warnings	Revenues*	Retained by City	Remitted to State	Total Cases Filed	Citations vs Warnings	Revenues*	Retained by City	Remitted to State	Total Cases Filed	Citations vs Warnings	Revenues*	Retained by City	Remitted to State			
Jan.	330	129C/201W	\$18,026	\$11,473	\$6,553	255	105C/150W	\$12,104	\$7,689	\$4,415	19	8C/11W	\$7,098	\$4,746	\$2,352			
Feb.	258	90C/168W	\$14,856	\$9,823	\$5,033	264	116C/148W	\$14,774	\$9,785	\$4,989	24	4C/18W	\$3,424	\$2,226	\$1,198			
March	272	122C/150W	\$22,911	\$16,008	\$6,903	38	18C/20W	\$11,245	\$7,858	\$3,387	28	15C/13W	\$11,892	\$8,005	\$3,886			
April	266	113C/153W	\$15,747	\$10,757	\$4,990	4	4C/0W	\$6,487	\$4,903	\$1,583	69	23C/46W	\$13,471	\$9,541	\$3,930			
May	298	144C/154W	\$17,311	\$11,650	\$5,661	40	21C/19W	\$10,157	\$7,871	\$2,286	99	42C/57W	\$8,686	\$6,410	\$2,276			
June	270	148C/122W	\$20,249	\$13,885	\$6,364	33	19C/14W	\$5,720	\$4,219	\$1,501	83	45C/38W	\$8,840	\$6,106	\$2,734			
July	193	109C/84W	\$21,863	\$13,900	\$7,963	11	8C/3W	\$4,710	\$3,420	\$1,290	55	26C/28W	\$6,939	\$4,350	\$2,589			
Aug.	277	122C/156W	\$18,752	\$12,154	\$6,598	12	8C/4W	\$4,790	\$3,644	\$1,145	76	41C/36W	\$12,216	\$8,633	\$3,583			
Sept.	247	111C/136W	\$17,869	\$12,627	\$5,242	28	18C/10W	\$3,597	\$2,715	\$882	165	101C/64W	\$9,542	\$3,655	\$2,887			
October	211	97C/114W	\$17,680	\$11,762	\$5,918	59	33C/26W	\$3,677	\$2,787	\$890	168	97C/71W	\$19,129	\$12,046	\$7,083			
Nov.	239	104C/135W	\$15,556	\$10,226	\$5,330	79	56C/23W	\$3,072	\$2,154	\$918	169	66C/103W	\$15,724	\$9,541	\$6,183			
Dec.	180	71C/109W	\$20,823	\$14,825	\$5,998	64	34C/30W	\$3,351	\$2,438	\$975								
TOTAL	3041	1360C/1566	\$221,643	\$149,089	\$72,554	887	440C/447W	\$83,682	\$59,484	\$24,261	955	468C/485W	\$116,960	\$75,259	\$38,701			

Monthly Avg	253.42	107C/121W	\$18,470.27	\$12,424.08	\$6,046.20	73.92	37C/37W	\$6,973.50	\$4,956.98	\$2,021.74	79.6	39C/40W	\$9,746.69	\$6,271.57	\$3,225.12
--------------------	--------	-----------	-------------	-------------	------------	-------	---------	------------	------------	------------	------	---------	------------	------------	------------

*REVENUES INCLUDES BONDS THAT HAVE BEEN APPLIED



Memorial Villages Police Department
11981 Memorial Drive
Houston, Texas 77024
Tel. (713) 365-3701

Raymond Schultz
Chief of Police

November 8, 2021

TO: MVPD Police Commissioners

FROM: R. Schultz, Chief of Police

REF: October Monthly Report

During the month of October MVPD responded/handled a total of 5,717 calls/incidents. 4,364 House watch checks were conducted. 481 traffic stops were initiated with 496 citations being issued for 830 violations. (Note: 17 Assists in Hedwig, 71 in Houston, 0 in Spring Valley and 0 in Hillshire)

Calls/Events by Village were:

Village	Calls/YTD	House Watches/YTD	Accidents	Citations	Response Time
Bunker Hill:	1983/25,702	1616/22,209	2	66/86/152	4@4:13
Piney Point:	1594/20,419	1227/16,954	3	73/107/180	1@3:05
Hunters Creek:	2018/30,687	1517/26,221	7	94/70/164	8@3:35
				Cites/Warn/Total	13@3:42

Type and frequency of calls for service/citations include:

Call Type	#	Call Type	#	Citations	#
False Alarms:	173	Ord. Violations:	18	Speeding:	181
Accidents:	12	Information:	21	Exp. Registration:	140
ALPR Hits:	83	Suspicious Situations	128	No Ins:	78
Assist Fire:	52	Loud Party	24	No License	83
Assist EMS:	36	Welfare Checks:	9	Stop Sign	58

*This month the department generated a total of 73 police reports.
 BH-16, PP-27, HC-30, HOU - 0*

Crimes Against of Persons (1)

Assault – Family Violence 1

Crimes Against Property (16)

Burglary of a Motor Vehicle	3	Theft felony	1
		Fraud/ID	12

Petty/Quality of Life Crimes/Events (56)

ALPR Hits (valid)	8	Information Reports	10
Misc. Reports	19	Possession of CS	6
Public Intoxication	2	Warrants	11

Arrest Summary: Individuals Arrested (27)

Warrants	11	DWI	1
Class 3 Arrests	12	Public Intoxication	2
Felony	1		

Budget YTD:	Expense	Budget	%
• Personnel Expense:	3,941,159	5,040,063	78.2%
• Operating Expense:	722,491	899,881	80.3%
• Total M&O Expenditures:	4,663,650	5,939,944	78.5%
• Capital Expenses:	169,829	169,500	100.2%
• Net Expenses:	4,833,480	6,109,444	79%

Follow-up on Previous Month Items/Requests from Commission

- Units 160 and 179 were sent to auction after their needed repairs were verified.
- Chief Schultz met with Chief's Gott and Evans to discuss overnight radio contingency plans and operations on October 27, 2021.

Personnel Changes/Issues/Updates

- Officer Nick Harwood and his wife had a new baby boy. The baby however has some medical needs and is in ICU. Officer Harwood has asked for an extended leave of absence.
- Officer Bracht submitted his notice of intent to retire in mid-November.
- Three dispatcher candidates failed background investigations. Failures were as a result of failure to disclose prior LE contacts, being let go from previous jobs and delinquent child support. Another applicant had an active warrant for his arrest and was declined.

Major/Significant Events

- October 6, 2021, the MVPD hosted a meeting of Detectives from nearby agencies. The participants discussed on-going cases along with emerging crime trends. The meeting was attended by US Postal Inspectors who shared information about active gangs involved in these crimes.
- MVPD officers attended the Chapelwood Scarecrow Community event on October 15th.
- On October 18th a repeat mail thief returned to the villages. The suspects' vehicle had been entered into the ALPR system and alerted officers. Upon stopping the vehicle, the suspect was found to be in possession of a concealed stolen firearm and a stolen license plate. The 28-year-old male suspect was arrested by MVPD officers.
- October 27th a repeat thief returned to the area and was identified by the ALPR system. Officers located and identified the suspect. The male was found to be a dog walker for a resident with a lengthy criminal record. The suspect did not cooperate and requested an attorney. He is a suspect in several trailer and golf cart thefts in the area.
- On October 31st. MVPD staff visited the Chapelwood Halloween Trunk or Treat Event and then held our own event at the MVPD. Approximately 150 people stopped by the MVPD and interacted with staff.

Status Update on any Major Projects

- MVPD initiated a new Door Hanger notification program where officers leave a door hanger behind at properties where officers address an issue, and no one is home. The hangers let the resident know that we addressed something at their home while they were away. This should help in situations where a resident sees an officer walking around their home on security cameras.
- The last of the MVPD gym equipment was delivered and installed.

V-LINC new registrations in October: +18

BH – 1419(+6)

PP – 1007 (+2)

HC – 1459 (+7)

Out of Area – 481 (+3)

October VFD Assists

Calls received directly by MVPD via 911/3700

Priority Events Average Response Times

Total – 6	3:39
Fire – 2	2:46
EMS – 4	4:06

By Village

BH Fire – 1	2:00
BH EMS – 2	5:00
PP Fire – 0	0
PP EMS – 0	0
HC Fire -1	3:25
HC EMS -2	3:13

Combined VFD Events (Priority + Radio)

Total – 53	4:35
Fire – 37	4:46
EMS – 16	4:32

Radio Call Events

Total – 47	4:55
Fire- 35	3:43
EMS- 12	4:43

Radio Call Events by Village

BH – 9	3:24
PP – 19	4:43
HC – 19	5:14

2021 Burglary Map

Address	Alarm	POE
302 Chapel Bell	No	Vacant (none)
10611 Tarleton	No	Side Door
11634 Blalock Ln	No	Ruse
618 Piney Point Rd	No	Ruse
11310 Smithdale	No	Veh in Carport
11612 Memorial	No	Open Door
11612 Memorial	No	Key in Door
8429 Katy Fwy	No	Smash Door
10903 Wickwild	Yes	Open Garage

2021 Robberies

Address	MO
11702 Greenbay	Walker



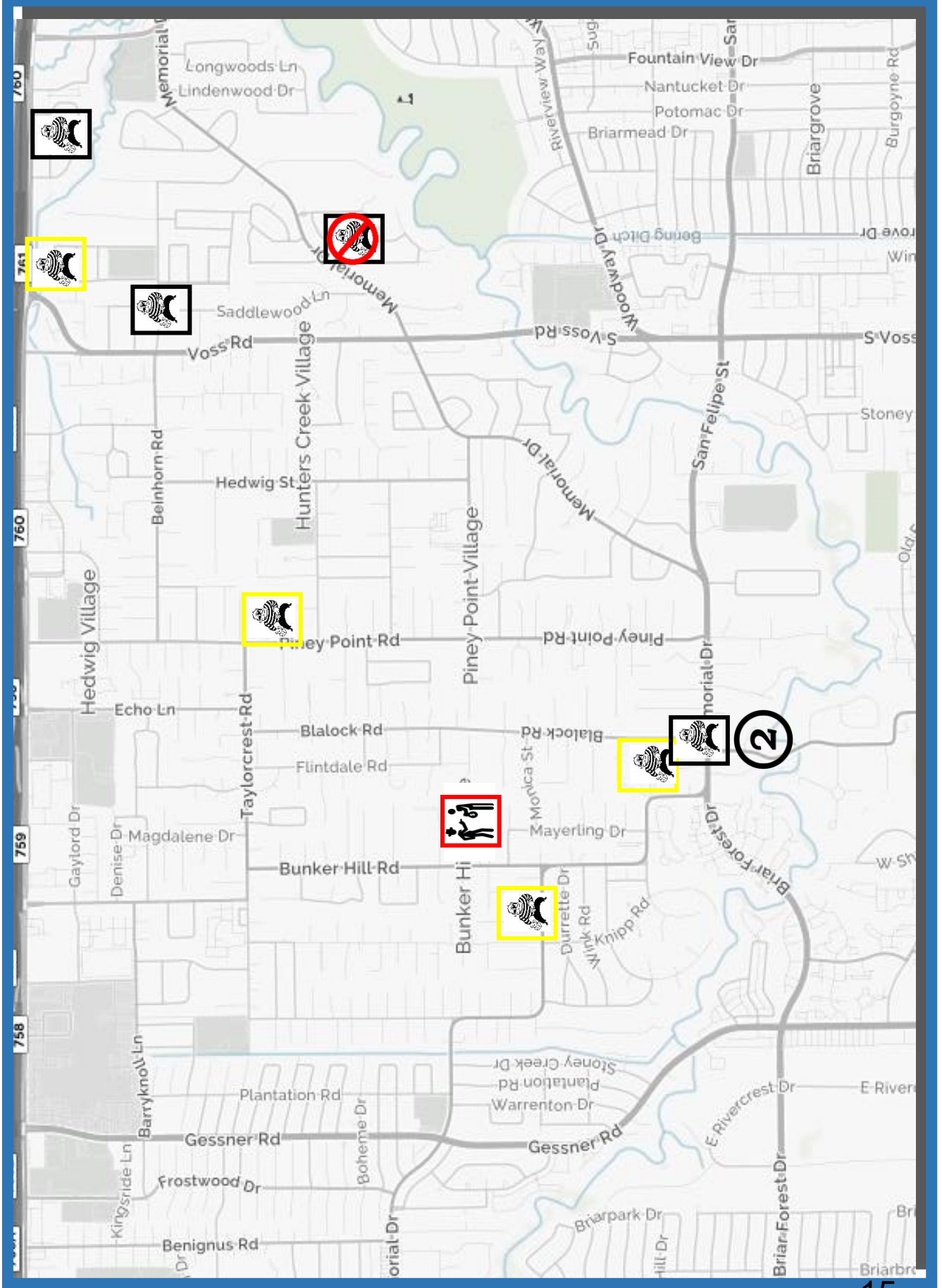
Daytime Burglary



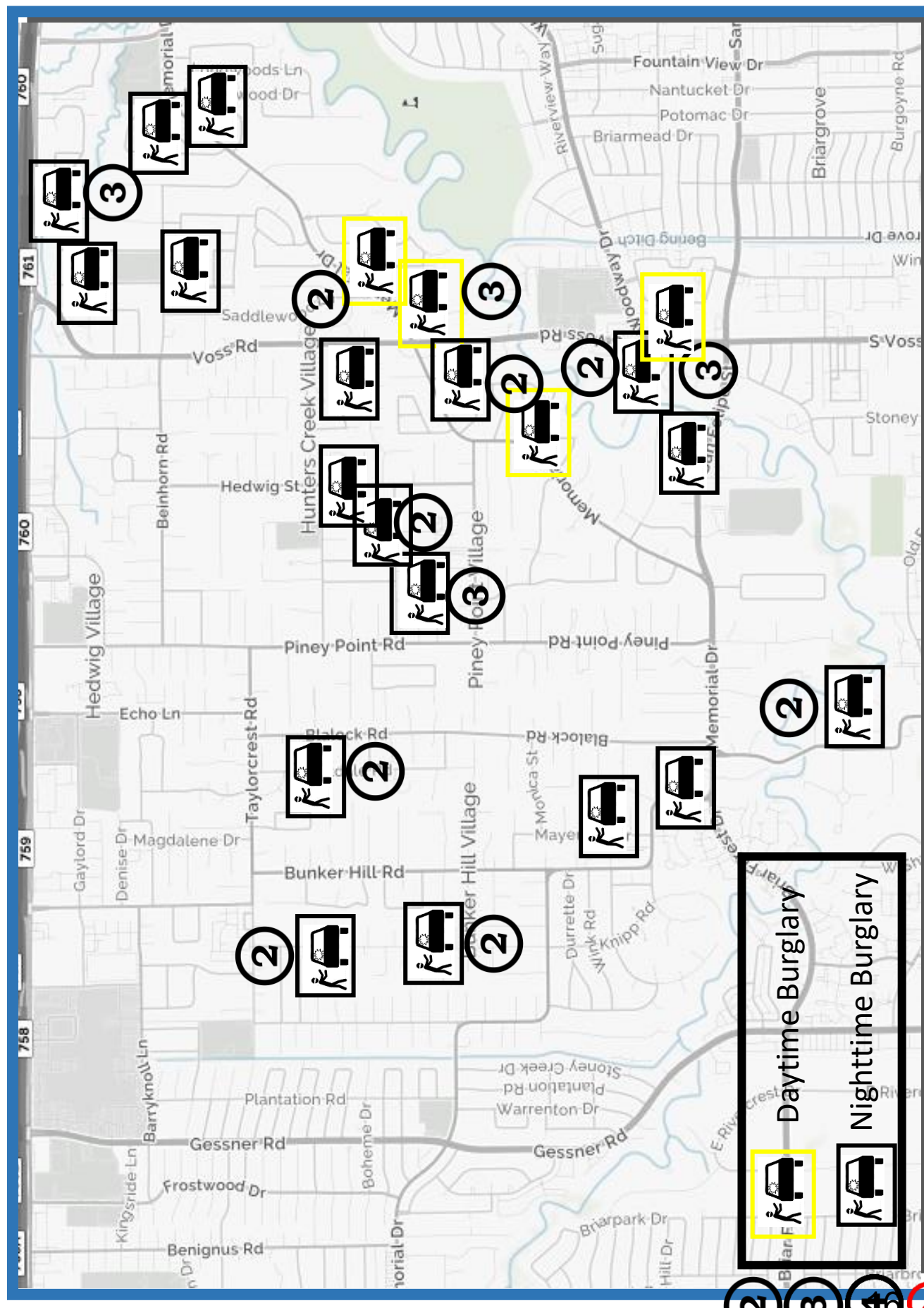
Nighttime Burglary



Robbery



2021 Auto Burglary Map



Address	POE
10709 Memorial (jugging)	Side Win Smash
335 Knipp	UNL Door
11931 Broken Bough	UNL Door
348 Knipp	UNL Door
512 Knipp	UNL Door
8435 Katy Fwy	Side Win Smash
11322 Surrey Oaks	UNL Door
505 Ripplecreek	Truck Bed
7627 River Point	UNL Door
11734 Flintwood	UNL Door
7630 River Point	UNL Door
907 Tarrington	UNL Door
10610 N Evers Park	UNL Door
11107 Wickway	UNL Door
243 Hedwig	UNL Door
3 Stayton Cir	UNL Door
3 Claymore	UNL Door
302 Lindenwood	UNL Door
323 Hunters Trail	UNL Door
6 Woodsege	Truck Bed
10821 Longshadow	UNL Door
11116 Riverglyn	UNL Door
10709 Memorial	UNL Door
PP City Hall	Side Win Smash
11701 Forest Glen	UNL Door
733 Creekside	UNL Door
218 Bylane	UNL Door
30 Windemere	UNL Door
8525 Katy Fwy	UNL Door
10700 Memorial	Side Win Smashed
11715 Timberknoll	UNL Door
8525 Katy Fwy	UNL Door
335 Piney Point	UNL Door
3 Saddlecreek	UNL Door
1108 Riverbend	UNL Door
339 Hunters Trail	Side Win Smash
380 Piney Point	UNL Door
1 Windemere	UNL Door

2021 Total Incidents

2021	Crimes Against Persons	Crimes Against Property	Quality of Life Incidents	Total	Arrests	Incidents	House Checks	YTD BH INC	YTD BH HC	YTD PP INC	YTD PP HC	YTD HC INC	YTD HC HC
January	2	28	47	77	5	4008	3019	1377	1077	1153	876	1377	1062
February	1	26	37	64	3	4833	3411	1543	1099	1099	699	2112	1610
March	4	27	54	85	7	7617	6404	2321	1943	1696	1378	3481	3067
April	0	17	86	103	8	6227	5038	2323	1987	1628	1295	2171	1752
May	1	17	70	88	11	7910	6564	2405	2061	2563	2117	2837	2369
June	0	20	62	82	20	9541	8348	3108	2824	2528	2198	3746	3318
July	1	26	70	97	17	14,813	13595	4703	4365	3416	3091	6555	6139
August	2	22	53	77	7	10,226	8969	3451	3116	2951	2623	3722	3224
September	2	18	73	93	15	7,050	5739	2488	2121	1791	1450	2668	2163
October	1	16	56	73	27	5,717	4364	1983	1616	1594	1227	2018	1517
November													
December													
Total	14	217	608	839	120	77942	65451	25702	22209	20419	16954	30687	26221

2020 Totals	19	269	591	879	178	96885	83432	34182	30460	25843	22003	35623	30831
Difference	0	0	0	0	0	0	0	0	0	0	0	0	0
% Change	0	0	0	0	0	0	0	0	0	0	0	0	0

2021 Officer Committed Time to Service Report

Employee Name	Jan	Feb	Mar	Apr	May	Jun	Jul	Aug	Sep	Oct	Nov	Dec	Reports	Cites
BAKER, BRIAN C	14:27:08	6:19:50	9:11:48	4:38:17	4:00:59	2:09:49	7:38:50	5:01:13	0:52:11	0:41:32				0
BIEHUNKO, JOHN	23:07:01	19:19:59	14:04:18	12:55:49	17:39:07	13:24:26	28:52:16	3:04:24	15:00:36	11:53:55			1	13
BOGGUS, LARRY	7:55:02	20:20:04	5:40:37	10:56:38	5:10:26	1:43:35	8:55:13	4:33:09	0:50:53	7:53:28				0
BRACHT, DANIEL	17:07:03	11:15:42	9:46:04	6:46:17	10:42:15	2:18:36	9:32:56	7:08:44	1:48:52	5:09:00			1	0
BURLESON, Jason	12:12:34	18:10:56	10:39:53	13:49:14	17:04:01	12:48:05	19:51:20	16:26:16	24:12:55	15:43:50			7	9
CADENA, VANESSA	18:00:04	12:07:28	24:08:28	10:26:28	12:23:19	16:34:39	15:29:05	22:04:13	8:01:39	16:46:43			1	2
CANALES, RALPH EDWARD	16:04:00	7:27:16	14:33:16	15:02:51	12:18:48	17:39:17	15:05:58	22:13:54	13:51:20	11:27:15				27
CERNY, BLAIR C.	7:56:59	4:17:26	7:37:24	9:13:59	11:30:49	5:30:29	22:13:46	15:34:45	13:35:49	6:19:35				2
HARWOOD, NICHOLAS	18:15:14	15:46:27	14:27:52	11:56:07	19:13:33	10:50:16	12:19:00	15:19:41	16:51:51	13:25:18			3	11
JARVIS, RICHARD	10:46:12	28:53:18	23:27:39	16:31:49	9:17:32	22:40:23	19:08:52	10:59:24	22:09:11	15:56:16			2	18
JOLIVET, CHARLES	11:59:12	9:59:43	10:18:23	15:17:10	22:51:51	8:20:21	0:00:00	0:00:00	0:00:00	0:00:00				0
JONES, ERIC	0:31:48	0:06:32	0:00:00	0:00:00	0:05:23	0:00:00	1:38:50	1:14:48	0:14:18	0:00:00				0
KELSO JR, RONALD K	15:55:08	2:04:16	15:04:52	12:24:25	18:36:33	15:40:55	23:40:16	20:14:53	21:08:46	15:42:58			5	25
Kukowski, Andy									4:55:51	11:03:44			3	77
Lowrie, Andy				31:05:28	51:48:34	41:03:41	31:12:08	41:36:01	38:10:32	40:02:16			8	78
MCELVANY, ROBERT	15:06:05	10:55:03	7:34:12	14:51:04	7:40:03	6:40:44	7:02:18	11:09:10	18:30:34	22:51:03				10
MILLER, OSCAR	11:42:37	16:13:37	16:55:40	6:53:42	23:58:45	8:36:01	16:39:36	3:23:54	2:20:10	6:32:39				0
NASH, CHRISTOPHER	13:30:51	14:08:19	13:58:31	13:30:18	19:37:33	14:04:38	9:32:58	10:37:45	17:23:34	23:01:29			3	17
Ortega, Yesenia									0:00:00	43:45:37			6	42
OWENS, LANE	4:42:45	0:12:48	2:33:47	2:05:39	0:00:00	0:39:21	1:37:08	0:52:49	0:12:58	0:06:50				0
PAVLOCK, JAMES ADAM	7:56:41	9:16:17	3:48:02	8:41:59	11:23:34	3:39:55	3:41:25	4:13:55	12:38:44	11:16:58			2	30
RODRIGUEZ, CHRISTOPHER	5:37:51	7:31:36	3:54:08	6:27:54	4:05:17	6:45:09	8:40:31	5:50:17	8:56:02	9:02:54				0
SCHANMEIR, CHRISTIAN	2:03:24	11:09:37	22:03:09	13:23:38	15:21:03	35:38:00	31:11:55	16:18:31	31:16:46	0:13:07			6	33
SCHULTZ, RAYMOND	0:00:00	0:49:06	0:00:56	1:01:23	2:24:51	0:59:42	1:34:39	0:50:03	0:26:41	1:10:04				0
SILLIMAN, ERIC	16:45:18	18:58:22	19:39:33	13:27:53	12:35:27	10:45:35	7:13:22	16:02:37	16:52:17	43:45:37			11	7
SISSON, KYLE J	0:58:16	0:15:03	0:00:00	0:00:28	0:00:00	0:00:00	0:00:00	0:00:00	0:00:00	0:00:00				0
SPRINKLE, MICHAEL	1:19:49	4:18:27	6:30:48	5:23:43	6:58:37	3:22:06	5:52:46	3:37:51	13:38:29	8:19:02			1	6
TAYLOR, CRAIG	14:41:29	12:18:05	11:35:47	10:15:58	17:10:22	19:04:50	16:19:36	20:28:11	27:44:07	9:51:01			2	14
TORRES, PATRICK	14:43:57	13:30:08	13:27:58	16:10:17	28:54:02	16:12:23	12:03:12	10:32:36	14:21:28	21:22:56			2	22
TUGGLE, JAMES	8:01:57	13:07:32	13:22:19	15:25:17	18:29:52	11:37:22	4:49:22	21:58:07	10:26:32	15:07:42				5
VALDEZ, JUAN	17:55:02	21:37:31	25:08:41	12:08:45	19:10:40	19:47:07	33:08:24	20:38:47	23:36:33	15:33:19			4	18
VASQUEZ, MONICA	23:38:14	15:16:42	15:32:19	16:21:37	9:48:28	20:24:37	35:09:41	13:51:11	22:04:34	12:53:41			3	22
WHITE, TERRY	23:35:00	19:20:08	19:55:44	14:16:38	17:33:08	31:39:37	12:21:50	22:42:41	27:47:45	35:03:04			2	8
* = Admin Asmt.													73	496
t = temporary														
Dispatch Committed Time													Totals	
911 Phone Calls	302	314	231	279	310	315	373	387	360	307			3178	
3700 Phone Calls	2189	3536	2566	2301	2359	2490	2606	2585	2501	2268			25401	
DP General Phone Calls*	54:30:49	90:01:08	62:57:40	55:10:01	55:48:51	63:16:21	68:36:54	63:02:19	59:07:42	55:04:26				


* This is the minimal time as all internal calls route through the 3700 number.


61 Mall ALPR Hits

Hedwig  **18**

Bunker Hill 


Piney Point 

Hunters Creek 

Frequent Mobile Locations 

113 Total Hits
19

Lindenwood HOA 

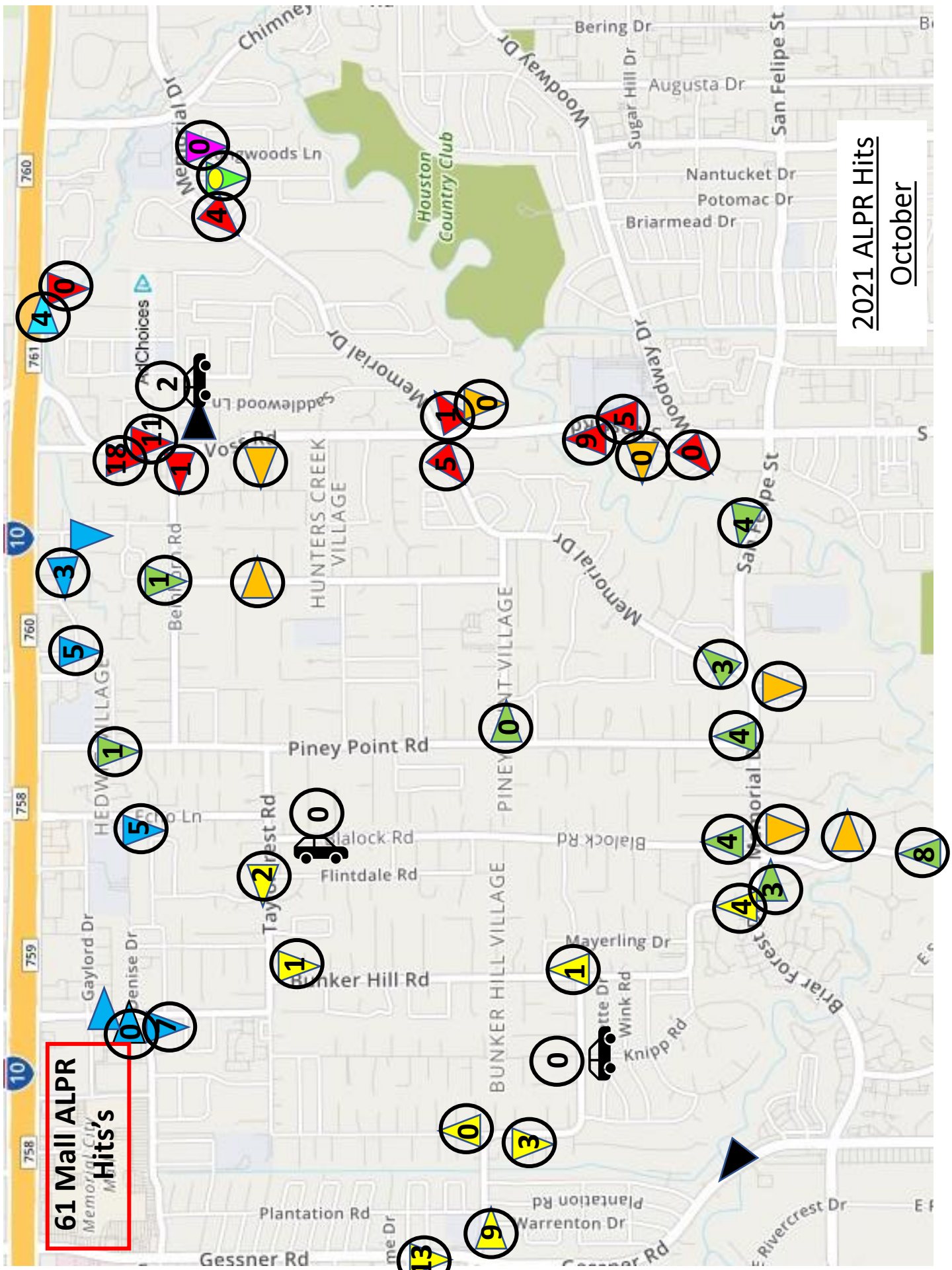
Longwoods HOA 

US Coins 

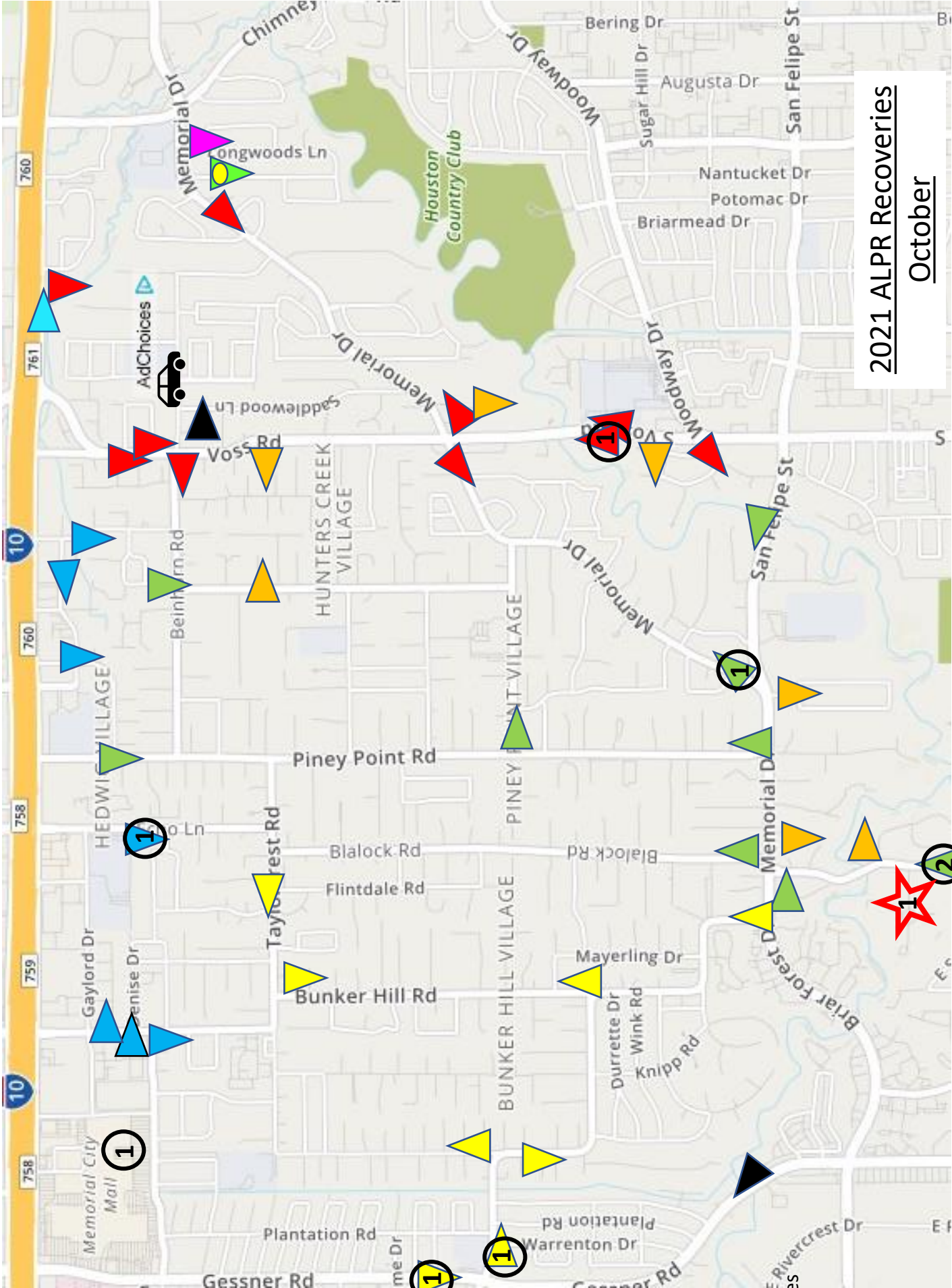
In Process 

HOA Systems 

10/31/21



2021 ALPR Hits
October



2021 ALPR Recoveries
October

10/31/21

Hedwig



Bunker Hill



Piney Point



Hunters Creek



Frequent Mobile Locations



1

8



Investigative Leads

Lindenwood HOA



Longwoods HOA



US Coins



In Process



HOA

Systems



ALPR Recoveries						
Num	Plate	Vehicle	Loc	Val	Links	
1	KHM2376	Ford F350	22	\$ 48,000.00	Drugs-Meth	1/5/2021
2	MVL8705	Hyndi	10	\$ 14,000.00		11-Jan
3	GKR5588	Hond Civ	8	\$ 12,500.00	Fugitive/poss c	18-Jan
4	MWV2069	Chev Cruz	8	\$ 9,800.00	Fraud	20-Jan
5	R000293	Toy Cor	17	\$ 12,000.00	Rental/Cluck	21-Jan
6	LJP9550	Hynd SFE	19	\$ 14,000.00		28-Jan
7	DV48493	VW Jetta	14	\$ 17,500.00	Fel Warrant	29-Jan
8	MHT8564	Hond Acc	2	\$ 16,000.00	Car Jacking	31-Jan
9	9.49E+09	Chev Volt	8	\$ 38,000.00		2-Feb
10	DLJ392	Hond Acc	6	\$ 21,000.00	Fel Warrant	4-Feb
11	MPR6064	Toy Cor	12	\$ 14,000.00	Fug/Drugs	5-Feb
12	N541138	Chev Mal	8	\$ 21,000.00	Fug/Burg	8-Feb
13	BZ8K588	Ford Taur	23	\$ 8,000.00	Fraud	10-Feb
14	MNC3563	Cadi CTS	8	\$ 28,500.00		21-Feb
15	MYR3265	ToyHigh	US Coins	\$ 18,000.00	Fraud	3-Mar
16	89686F5	HYNSon	7	\$ 18,500.00	Fraud	4-Mar
17	KXS9288	Ford Focus	2	\$ 14,500.00	Fraud	11-Mar
18	MXL9491	Ford F350	22	\$ 31,000.00		18-Mar
19	NZN3882	AcuraTLX	8	\$ 24,500.00		22-Mar
20	GSC6637	Niss Alt	8	\$ 16,000.00		30-Mar
21	AW83550	Ford F150	19	\$ 24,000.00	meth/fraud	2-Apr
22	8UTT006	BMW X7	20	\$ 41,000.00		16-Apr
23	NFS0818	MercC30	19	\$ 37,000.00		18-Apr
24	DV3YSL	Chev Equx	8	\$ 15,600.00		11-Apr
25	NZN3882	AcuraTLX	8	\$ 23,000.00	Burg/BMV's	11-May
26	DB3Y023	Buick Sed	4	\$ 20,000.00		12-May
27	BPS9409	Niss RGE	15	\$ 22,500.00		13-May
28	JDV2724	Toy Corrole	2	\$ 26,000.00	Car Jacking	16-May
29	GYL2571	Chev PU	2	\$ 41,000.00	Prostitute	25-May
30	1275 E1	Niss Rog	6	\$ 24,500.00	Prostitute/273	6-Jun
31	MXD4027	Niss Alt	8	\$ 19,500.00		7-Jun
32	NTH2685	Chev Van	2	\$ 31,000.00	Fugitive	10-Jun
33	NTV6211	Toy Cor	River	\$ 17,000.00	Mail Thieves	10-Jun
34	LDCV51	Kia Van	19	\$ 19,000.00	Fraud	12-Jun
35	MVL3523	Mini	8	\$ 22,500.00		27-Jun
36	LTR3263	Audi	17	\$ 37,000.00	Burglar	8-Jul
37	CWX5690	Tou Rav4	4	\$ 17,500.00	fugitive	9-Jul
38	DGJ6939	Buick Sed	6	\$ 11,000.00	Drugs-Mail	17-Jul
39	DCJ8410	Mercury	Longwd's	\$ 12,000.00	Weapons	18-Jul
40	NHK7400	Ford F250	22	\$ 23,000.00	Stolen PLT and	27-Jul
41	KHT0403	Toy SUV	8	\$ 11,000.00	Warrant	28-Jul
42	N573023	Ford Edge	23	\$ 2,000.00	Fraud	4-Aug
43	AH32929	Uhaul	19	\$ 31,000.00		4-Aug
44	14919H8	Ram 1500	8	\$ 43,000.00	Burglars	7-Aug
45	PRL8380	Honda Ody	1	\$ 22,000.00	Civil	8-Aug
46	NMC1245	Niss Alt	10	\$ 23,000.00	Mail Thieves	26-Aug *STL PL+
47	401278J	Trailer	8	\$ 9,000.00	Fugitive	9-Sep
48	MXK1989	Chev Sil	8	\$ 16,500.00		10-Sep
49	JMA4019	ChevMal	8	\$ 9,000.00	Runaway	13-Sep
50	AE77046	Uhaul	17	\$ 27,000.00	Stolen in Burg	21-Sep
51	LJS9812	Dodge Chgr	River	\$ 23,000.00	Fugitive	30-Sep
52	BWE005	MazMX3	Mall	\$ 19,000.00	Mall	4-Oct
53	KXN6727	BMW3	2	\$ 28,000.00	Fugitive	8-Oct
54	NHT2463	Chry300	8	\$ 22,500.00	Rental	10-Oct
55	Z958GU	Niss Alt	10	\$ 17,000.00		16-Oct
56	MXN4265	Toy Cam	22	\$ 18,000.00	Fugitive	19-Oct
57	JFL0108	Hon Acc	8	\$ 26,000.00	Fugitive	22-Oct
58	EVUU13	Hyun ELN	1	\$ 21,000.00	Fugitivesx2/mc	24-Oct
59	AE48785	Uhaul	Echo	\$ 48,000.00	Fugitive/Narc	28-Oct
60	KZP1231	Chev EQN	5	\$ 34,500.00		5-Nov

Plate Recoveries		
Plate Recove	Date	Links
9056154	3/1/2021	Paper Fraud Tag
LKW4759	5/23/2021	
KDG6937	7/31/2021	Wanted Subject
NMC1245	8/26/2021	On stolen car same make
JLX5130	9/15/2021	
19614A4	9/13/2021	Stolen Temp
NBJ0628	9/19/2021	
DKP0999	10/18/2021	Fug/Stolen Mail/Hotlist

34 of 51 involved in other crimes = 68%

Firearm in vehicle

2021 Value	\$ 1,331,400.00		60
2020 Value	\$ 1,147,500.00	Recovered	61
2019 Value	\$ 438,000.00	Recovered	22
Program Total	\$ 2,916,900.00		143

INVESTIGATIVE LEADS

103	NVK8808	Chev Tahoe	MDE Harrassment Case	SBISD	Solved	21-Jan
18	92350G3	Jeep Cherokee	Jugger Belaire to Racquet Club		CID-Open	22-Jan
21	BXR4783	Chev Pickup	FSGI		Solved	8-Feb
WIND HOA	FDC2680	Niss Alt	Mail Thieves		Solved	16-Feb
US Coins	MPV1209	Toy	BMV Jugger		CID-Open2	27-Feb
Strey	LYN9642	Toy Cor	Package Thief		CID-Open	27-Feb
17	CNB1734	BLK F150	FSGI		ID's	3-Mar
24	960200	Blk Exped	Burg		Gypsys	27-Apr
26	11548U4	Ford PU	Burg		Gypsys	29-Apr
11	1065451	Ford PU	Burg		Gypsys	29-Apr
19	07316A8	Niss Sen	Mail Thieves		Arrested	19-Jun
23	BX3C492	Pirus	Selling Drugs		Arrested	26-Jun
Hed	MZZ3574	Ford F150	Theft of Lawn EQPT		Open	7-Jul
10	NMC1245	Niss Alt	Serial Mail Thief		Arrested	26-Aug
11	Golf	Golf	Burglar		Open	14-Sep
12	GWS6988	Chev	Trailer Thief		Open	27-Oct

Plate Reads Summary

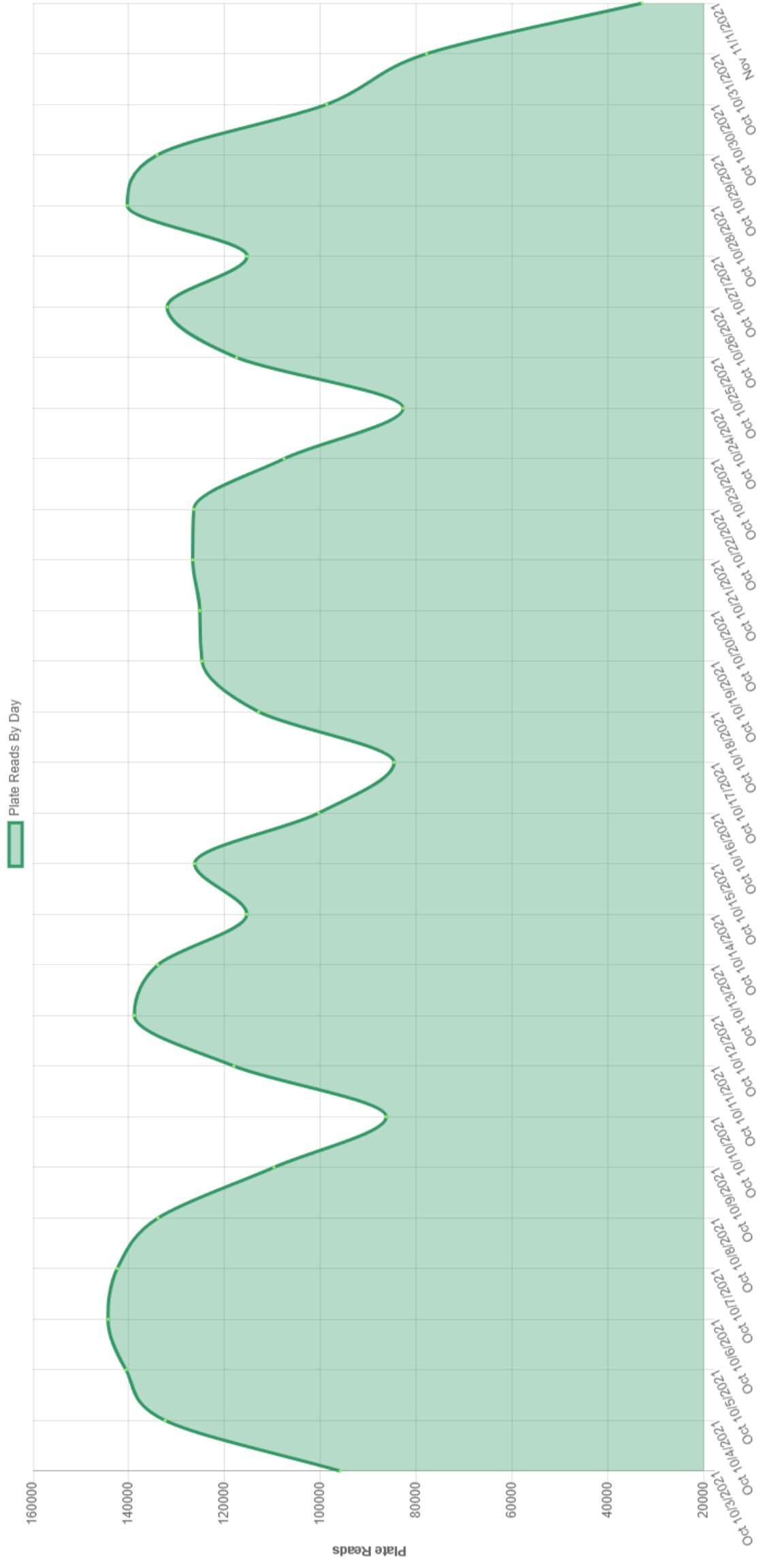
Total Plate Reads:
3,458,425

Export  CSV

Oct 3 - Nov 1

Cameras (30) ▾

Search



Unique Plate Reads Summary

Total Unique Plate Reads:

1,543,848

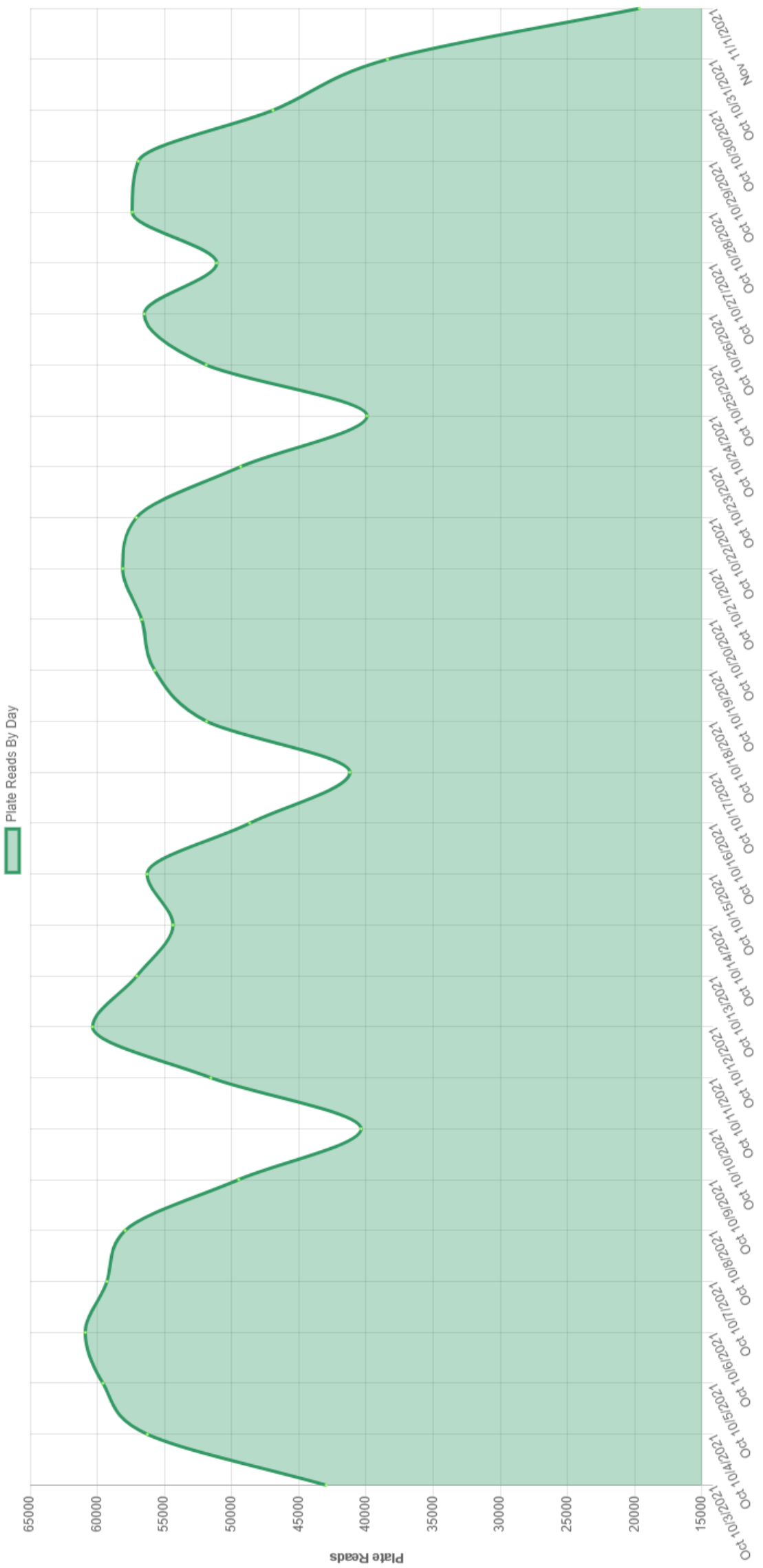
Export



Oct 3 - Nov 1

Cameras (30)

Search



Hits Report

Total Hits:

176

All Categories

Export




Oct 3 - Nov 1

Topics (14) ▾

Cameras (30) ▾

Search



Hits Report

Total Hits:
113

Top 6 Categories


Export 

Oct 3 - Nov 1

Topics (6) ▾

Cameras (30) ▾

Search



Hits Report

Total Hits:

16

Sex Offenders

Export




Oct 3 - Nov 1

Topics (1) ▾

Cameras (30) ▾

Search



Hits/Reads By Camera

1 13/252,160
 2 9/113,176
 3 0/0
 4 4/151,082
 5 1/95,398
 6 2/84,038
 7 3/100,737
 8 8/265,763
 9 0/66,770
 10 3/114,692
 11 0/33,666
 12 3/80,196
 13 0/0
 14 1/84,839
 15 0/3,104
 16 4/103,642

17 5/147,582
 18 1/107,928
 19 18/337,857
 20 11/392,461
 21 5/87,356
 22 9/357,040
 23 4/231,057
 24 4/108,663
 25 1/66,753
 26 1/32,546
 29 Riverbend 0/4,890
 Station 3/41,269
 #172 0/8,935
 Trailer 0/411
 Strey 0/14,104

Total Reads – 3,458,425

Unique Reads – 1,543,848

Hits- 176 - 6 Hit List- 113

1	2		3		4		5		6		7		8		9		10		11		12		13		14		15	
	Total Number of YTD Incidents 2021														Life Threatening (LT) Fire Incidents													
1	2		3		4		5		6		7		8		9		10		11		12		13		14		15	
	Fire	EMS	Total	# LT EMS	Natl Stand. 6:30 1st Resp. Time	Natl. Stand 10:30 ALS Resp Time	of 90%	of 90%	# LT Fire	Natl Stand. 6:50 Response Time	of 90%	of 90%	Fire	EMS	% of 2021 Calls are:	Fire	EMS	% of Fire Calls										
Bunker Hill Village	208	101	309	41	3:56	100%	100%	12	4:51	100%	100%	12	4:51	100%	67%	33%	97	47%										
Hedwig Village	179	200	379	117	3:20	100%	100%	28	3:21	100%	100%	28	3:21	100%	47%	53%	83	46%										
Hilshire Village	29	44	73	24	2:54	100%	100%	4	4:16	100%	100%	4	4:16	100%	40%	60%	10	0%										
Hunters Creek Village	359	165	524	69	3:58	100%	100%	31	5:24	100%	100%	31	5:24	100%	69%	31%	160	45%										
Piney Point Village	254	123	377	51	4:21	100%	100%	20	5:24	100%	100%	20	5:24	100%	67%	33%	118	46%										
Spring Valley Village	231	168	399	79	2:48	100%	100%	23	4:07	100%	100%	23	4:07	100%	58%	42%	64	28%										
Houston	94	0	94																									
Totals	1354	801	2155	381	3:33	100%	100%	118	4:34	100%	100%	118	4:34	100%	63%	37%	532	35%										

A

Notes: ALL Response Time categories include from the receipt of the call at the Primary Dispatch to arrival on location of the responding units.

Column 1: Reflects the cities listed within the chart.

Column 2: Reflects the year to date number of "fire" type calls within each jurisdiction. Includes: fires, vehicle collisions, gas leaks, rescues, tree in roadways, and others.

Column 3: Reflects the year to date number of "EMS" calls within each jurisdiction.

Column 4: Reflects the year to date, total number of all calls within each jurisdiction.

Column 5: Reflects the year to date, number of "life threatening EMS" calls within each jurisdiction. Includes: heart attacks, strokes, seizures, cardiac arrest, seizures and others.

Column 6, Row A: Reflects the "National Standard for total response time for life threatening EMS Calls of 6 minutes 30 seconds.

Column 7: Reflects the year to date, first responder's response times for each jurisdiction.

Column 8, Row A: Reflects the National Standard of the percentage of calls which the national standard should be met: 90%

Column 9: Reflects the year to date, percentage of calls which the national standard is met during life threatening EMS calls.

Column 10 Row A: Reflects the National Standard for total response time for life threatening EMS calls for arrival of Advanced Life Support Equipment and Personnel: 10 minutes 30 seconds.

Column 11: Reflects the year to date, average total response time to fire type calls within each jurisdiction.

Column 12: Reflects the year to date, percentage of life threatening fire type calls which meet or exceed the National Standard.

Column 13: Reflects the year to date, percentage of calls which are "fire type" calls.

Column 14: Reflects the year to date, percentage of call which are "EMS" calls.

Column 15: Reflects the year to date number of Fire Alarms within each jurisdiction.

Column 16: Reflects the percentage of fire type calls which are fire alarms.

MAYOR
Jim Pappas

CITY OF
HUNTERS CREEK VILLAGE

CITY COUNCIL
Stuart Marks
Fidel Sapien
Ken Spalding
Chip Cowell
Jay Carlton



CITY ADMINISTRATOR
Tom Fullen, CPM
CITY SECRETARY
Crystal R. Dozier, TRMC

Building Official Monthly Report

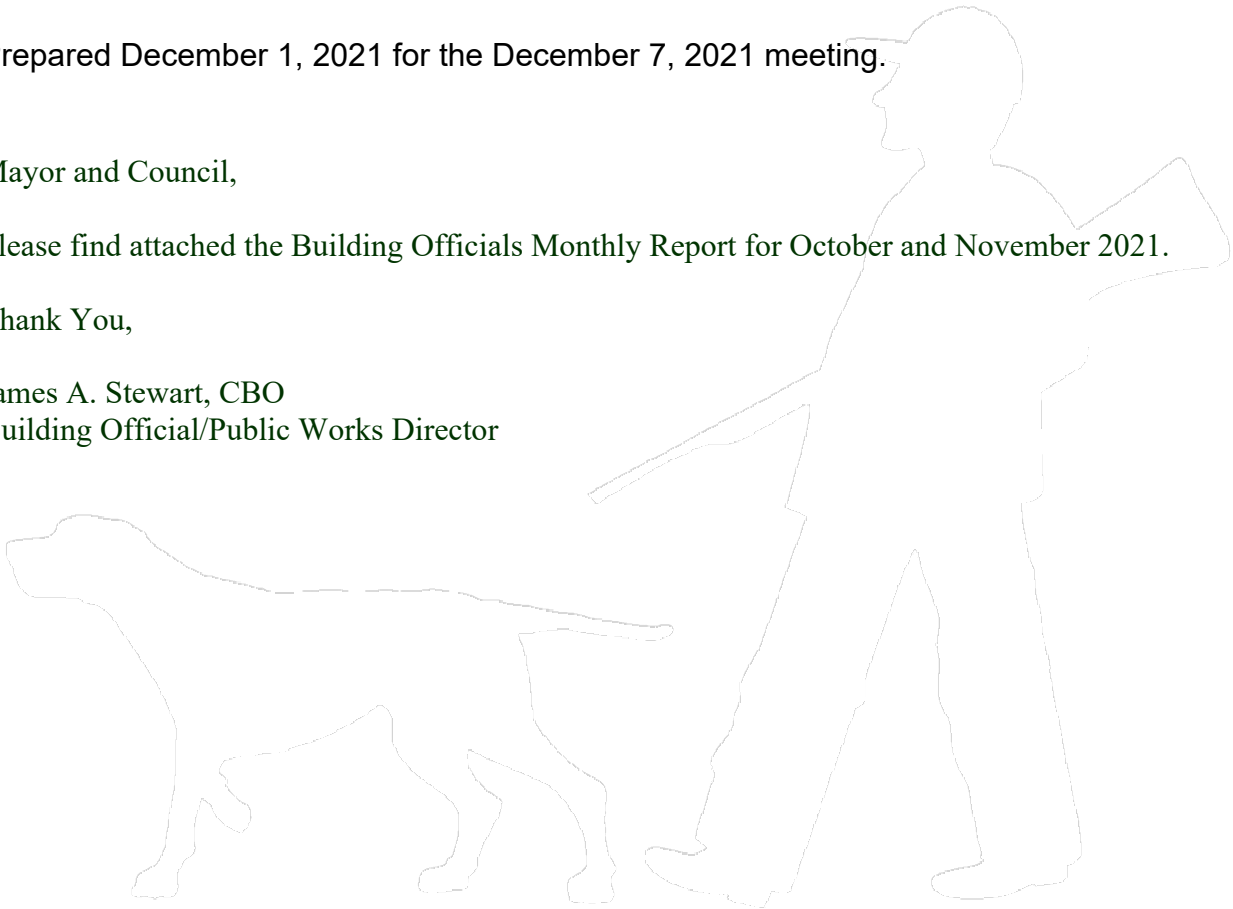
Prepared December 1, 2021 for the December 7, 2021 meeting.

Mayor and Council,

Please find attached the Building Officials Monthly Report for October and November 2021.

Thank You,

James A. Stewart, CBO
Building Official/Public Works Director



**City of Hunters Creek Village
Permit Activity Report (Issued) - 2019**

Month	Building			Electrical		Mech & Plumbing		Total		Valuation
	# Issued	\$ Fees	# New Res	# Issued	\$ Fees	# Issued	\$ Fees	# Issued	\$ Fees	\$
January	19	\$4,633	0	11	\$1,405	15	\$3,730	45	\$9,768	\$702,660
February	17	\$6,188	1	8	\$1,355	30	\$4,080	55	\$11,623	\$2,637,978
March	23	\$13,320	0	10	\$1,170	18	\$2,262	51	\$16,752	\$1,758,240
April	22	\$17,127	1	15	\$3,160	40	\$6,175	77	\$26,462	\$2,931,125
May	26	\$17,786	2	17	\$3,045	29	\$4,295	72	\$25,126	\$2,661,043
June	24	\$12,674	1	6	\$1,150	23	\$4,030	53	\$17,854	\$2,088,440
July	39	\$19,821	1	18	\$2,535	34	\$5,025	91	\$27,381	\$3,760,834
August	27	\$26,431	2	12	\$2,265	33	\$5,145	72	\$33,841	\$5,975,468
September	23	\$26,541	2	12	\$2,095	31	\$5,140	66	\$33,776	\$3,896,872
October	27	\$40,968	3	12	\$1,865	35	\$6,050	74	\$48,883	\$8,384,388
November	20	\$7,283	0	13	\$1,790	22	\$3,235	55	\$12,308	\$1,213,903
December	22	\$14,495	0	10	\$2,020	31	\$4,675	63	\$21,190	\$1,767,497
Total	289	\$207,265	13	144	\$23,855	341	\$53,842	774	\$284,962	\$37,778,448

**City of Hunters Creek Village
Permit Activity Report (Issued) - 2020**

Month	Building			Electrical		Mech & Plumbing		Total		Valuation
	# Issued	\$ Fees	# New Res	# Issued	\$ Fees	# Issued	\$ Fees	# Issued	\$ Fees	\$
January	17	\$10,267	1	12	\$2,160	18	\$2,510	47	\$14,937	\$1,779,758
February	24	\$17,887	1	10	\$1,455	21	\$3,355	55	\$22,697	\$2,970,153
March	34	\$149,084	0	17	\$3,390	32	\$6,140	83	\$158,614	\$29,896,341
April	18	\$4,866	0	15	\$2,825	29	\$4,030	62	\$11,721	\$13,646,371
May	25	\$5,817	0	13	\$2,340	26	\$4,440	64	\$12,597	\$1,032,779
June	23	\$24,680	2	18	\$3,220	35	\$5,320	76	\$33,220	\$7,849,746
July	15	\$23,330	2	23	\$4,590	29	\$5,700	67	\$33,619	\$5,221,170
August	19	\$27,662	2	14	\$2,965	20	\$4,495	53	\$35,122	\$4,849,719
September	26	\$6,996	0	13	\$2,670	34	\$4,870	73	\$14,536	\$1,362,060
October	27	\$32,322	3	8	\$1,385	24	\$4,795	59	\$38,501	\$5,800,301
November	19	\$4,856	0	13	\$1,900	24	\$4,175	56	\$10,930	\$940,466
December	27	\$4,284	0	6	\$700	12	\$1,215	45	\$6,199	\$1,174,925
Total	274	\$312,050	11	162	\$29,600	304	\$51,045	740	\$392,693	\$76,523,789

**City of Hunters Creek Village
Permit Activity Report (Issued) - 2021**

Month	Building			Electrical		Mech & Plumbing		Total		Valuation
	# Issued	\$ Fees	# New Res	# Issued	\$ Fees	# Issued	\$ Fees	# Issued	\$ Fees	\$
January	29	\$17,846	1	19	\$3,215	24	\$4,495	72	\$25,556	\$3,108,651
February	15	\$24,327	2	9	\$1,410	18	\$2,420	49	\$28,516	\$4,311,997
March	35	\$14,765	0	19	\$2,615	44	\$6,985	98	\$24,365	\$2,394,000
April	26	\$5,970	0	17	\$3,240	20	\$2,675	63	\$11,885	\$1,229,148
May	21	\$14,620	1	23	\$3,585	43	\$6,630	87	\$24,835	\$3,849,073
June	28	\$26,027	2	14	\$2,810	29	\$4,645	71	\$33,482	\$4,930,737
July	26	\$31,787	3	14	\$2,365	21	\$3,485	61	\$37,367	\$4,347,372
August	27	\$16,496	0	23	\$4,265	54	\$7,960	104	\$28,721	\$3,570,864
September	19	\$34,387	2	21	\$4,025	33	\$6,575	73	\$44,987	\$5,535,127
October	23	\$24,797	1	22	\$4,405	30	\$4,895	75	\$34,097	\$4,061,891
November	31	\$38,585	2	36	\$5,625	16	\$3,325	83	\$47,535	\$5,919,766
December										
Total	280	\$249,607	14	217	\$37,560	332	\$54,090	836	\$341,346	\$43,258,626

**City of Hunters Creek Village
Inspection Activity Report - 2020**

	Inspections Performed	Inspections Passed	% Passed	Inspections Failed	% Failed
Month					
January	112	100	89.0	12	11.0
February	161	134	83.2	27	16.8
March	149	137	91.9	12	8.1
April	203	171	84.2	32	15.8
May	199	165	82.9	34	17.1
June	164	138	84.1	26	15.9
July	228	193	84.6	35	15.4
August	159	140	88.1	19	11.9
September	167	138	82.6	29	17.4
October	155	127	81.9	28	18.1
November	108	89	82.4	19	17.6
December	134	110	82.1	24	17.9
Total	1939	1642	84.8	297	15.3

**City of Hunters Creek Village
Inspection Activity Report - 2021**

	Inspections Performed	Inspections Passed	% Passed	Inspections Failed	% Failed
Month					
January	147	124	84.4	23	15.6
February	98	86	87.8	12	12.2
March	172	146	84.9	26	15.1
April	135	118	87.4	17	12.6
May	126	111	88.1	15	11.9
June	165	137	83.0	28	17.0
July	139	113	81.3	26	18.7
August	170	155	91.2	15	8.8
September	186	163	87.6	23	12.4
October	188	164	87.2	24	12.8
November	124	113	91.1	11	8.9
December					
Total	1650	1430	86.7	220	13.3

Inspections with Odometer Readings, by Inspector and Vehicle

Nov 30, 2021 2:15 PM
James Stewart
City of Hunters Creek Village

Date Range (inclusive): **Fri Oct 01 2021 to Sun Oct 31 2021**
Inspection Department: **Building Permit Inspections**

BBG Consulting, Inc (BBG)							
Odometer	Permit #	Address	Insp Type	Date	Reinsp? Fee?	Reinsp Result	Correction Notes
Vehicle ID:							
	202100255	4 Pine Grove Circle	P UnderG	10/1/21	No	Pass	
	202100255	4 Pine Grove Circle	P GL & GT	10/1/21	No	Pass	
	202100383	13 SLEEPY OAKS CIR	H-Strap	10/1/21	No	Pass	
	202100476	1 Pine Crescent Court	P UnderG	10/1/21	No	Pass	
	202100476	1 Pine Crescent Court	P GL & GT	10/1/21	No	Pass	
	202100545	764 PIFER RD	M Final	10/1/21	Y	Pass	[Entered 9/14/2021 by BBG]: Disapproved: No access.
	202100614	346 Hunters Trail St	P Steel/Piping	10/1/21	No	Pass	Approved; Pump out water.
	202100673	502 HUNTERWOOD DR	ET-Pole	10/1/21	No	Pass	
	202000437	7 Hedwig Shadows Dr	E TCI	10/4/21	No	Pass	
	202000437	7 Hedwig Shadows Dr	E Underg	10/4/21	No	Pass	
	202100134	322 SHASTA DR	Bld-Final	10/4/21	No	Pass	
	202100503	410 Thamer Circle	Insulation	10/4/21	No	Pass	
	202100612	628 SHARTLE	E Final	10/4/21	No	Pass	

	CIR								
	202100613	628 SHARTLE CIR	P Final	10/4/21	No	Pass			
	202100251	4 Pine Grove Circle	E Final	10/5/21	No	Pass			
	202100255	4 Pine Grove Circle	P Final	10/5/21	No	Pass			
	202100646	209 FLEETWAY DR	P UnderG	10/5/21	No	Pass			
	202100225	3 Shannon Circle	P Final	10/6/21	No	NC			Disapproved: Leak under master sink
	202100338	11010 Hunters Park Dr	P Final	10/6/21	No	NC			Disapproved: No access, door locked, no answer at provided contact number
	202100465	714 Camelot Lane	E Final	10/6/21	No	Pass			
	202100564	410 Thamer Circle	Shower Pan	10/6/21	No	Pass			
	202100574	30 Willowron Dr	M Final	10/6/21	No	Pass			
	202100656	414 Thamer Circle	P UnderG	10/6/21	No	Pass			
	202100678	2 SADDLEWOOD ESTATES DR	E Underg	10/6/21	No	Pass			
	202100678	2 SADDLEWOOD ESTATES DR	E Rough	10/6/21	No	Pass			
	202100678	2 SADDLEWOOD ESTATES DR	TCI	10/6/21	No	Pass			
	202100679	2 SADDLEWOOD ESTATES DR	P UnderG	10/6/21	No	Pass			
	202100679	2 SADDLEWOOD ESTATES DR	P GL & GT	10/6/21	No	Pass			
	202100689	15 INWOOD OAKS DR	E Rough	10/6/21	No	Pass			

202000062	11000 Hunters Park Drive	Bld-Final	10/7/21	No	NC	"Disapproved Complete drainage, final grade, remove temp toilet and construction fencing."
202100210	11000 Hunters Park Drive	DW Final	10/7/21	No	NC	"Disapproved Complete drainage, final grade, remove temp toilet and construction fencing."
202100225	3 Shannon Circle	P Final	10/7/21	No	Pass	[Entered 10/6/2021 by BBG]: Disapproved: Leak under master sink
202100338	11010 Hunters Park Dr	P Final	10/7/21	No	NC	Disapproved-Leak under up left front bath vanity
202100399	10710 BRIDLEWOOD ST	F Final	10/7/21	No	Pass	[Entered 10/6/2021 by BBG]: Disapproved: No access, door locked, no answer at provided contact number
202100550	422 Thamer Lane	M Rough	10/7/21	No	Pass	
202100626	737 E CREEKSIDE DR	E Final	10/7/21	No	Pass	
202100627	746 E Creekside Drive	E Final	10/7/21	No	Pass	
202100661	5 Cape Cod Lane	Gas Test	10/7/21	No	NC	Disapproved - No pressure on gas line
202100672	256 BRYN MAWR CIR	M Rough	10/7/21	No	NC	Disapproved- Need proper clearance on furnace vent above kitchen.
202100691	256 Bryn Mawr Circle	E Rough	10/7/21	No	Pass	
201900663	11003 Huntwyck Drive	Bld-Final	10/8/21	No	Pass	
201900766	11003 Huntwyck Drive	E Final	10/8/21	No	Pass	
202100245	3 Shannon Circle	E Final	10/8/21	No	Pass	
202100314	2 Bridlewood Ct	H-Strap	10/8/21	No	Pass	
202100505	10811 PINE	E Final	10/8/21	No	Pass	

	BAYOU ST									
202100583	10811 PINE BAYOU ST	P Final	10/8/21	No	Pass					
202100678	2 SADDLEWOOD ESTATES DR	E Final	10/8/21	No	Pass					
202100679	2 SADDLEWOOD ESTATES DR	P Final	10/8/21	No	Pass					
202100690	10607 Tarrington Drive	P UnderG	10/8/21	No	Pass					
202100693	7622 River Point Drive	E Underg	10/8/21	No	Pass					
202100693	7622 River Point Drive	E Rough	10/8/21	No	Pass					
202100693	7622 River Point Drive	TCI	10/8/21	No	Pass					
202100694	7622 River Point Drive	P UnderG	10/8/21	No	Pass					
202100694	7622 River Point Drive	P GL & GT	10/8/21	No	Pass					
202100153	422 Thamer Lane	Frame R	10/11/21	No	Pass					
202100373	4 PINEWOOD CIR	H-Strap	10/11/21	No	Pass					
202100379	256 Bryn Mawr Circle	Frame R	10/11/21	No	Pass					
202100647	819 Country Lane	M Final	10/11/21	No	NC					No access. No one home.
202100672	256 BRYN MAWR CIR	M Rough	10/11/21	No	Pass	Y				[Entered 10/7/2021 by BBG]: Disapproved- Need proper clearance on furnace vent above kitchen.
202100695	843 Country Ln	ET-Pole	10/11/21	No	Pass					
202000587	408 LINDENWOOD DR	Frame R	10/12/21	No	PPass					Approved Partial Frame: Living room, dining room, family room, keeping room. Approved pending fire marshal approval.
202100338	11010 Hunters	P Final	10/12/21	No	NC	Y				Disapproved: No access; Inspector spoke with

		Park Dr							contractor and he stated he would reschedule [Entered 10/7/2021 by BBG]: Disapproved-Leak under up left front bath vanity [Entered 10/6/2021 by BBG]: Disapproved: No access, door locked, no answer at provided contact number
202100360	746 Country Lane	Gas Test	10/12/21	Y	No	Pass			
202100367	746 Country Lane	E Final	10/12/21		No	Pass			
202100610	601 Wellesley Dr	Demo F	10/12/21		No	Pass			
202100650	702 Saddlewood Lane	F Final	10/12/21		No	Pass			
202100671	10607 TARRINGTON DR	Foundation	10/12/21		No	Pass			
202100682	623 Shartle Circle	TCI	10/12/21		No	Pass			
202100683	623 Shartle Circle	P UnderG	10/12/21		No	Pass			
202100683	623 Shartle Circle	P GL & GT	10/12/21		No	Pass			
202100699	408 LINDENWOOD DR	M Rough	10/12/21		No	Pass			Approved: Pending fire marshal approval
202000638	321 Lindenwood Dr	E Final	10/13/21		No	Pass			
202100379	256 Bryn Mawr Circle	Insulation	10/13/21		No	Pass			
202100433	10822 Long Shadow Ln	Foundation	10/13/21		No	Pass			
202100675	723 STORYWOOD	Re-Roof	10/13/21		No	Pass			

	DR										
202100682	623 Shartle Circle	E Underg	10/13/21	No	Pass						
202100683	623 Shartle Circle	P Final	10/13/21	No	Pass						
202100705	745 W CREEKSIDE DR	E Rough	10/13/21	No	Pass						
202100501	615 Hunters Grove Lane	DW Final	10/14/21	No	Pass						
202100530	1 Saddlehorn	E Final	10/14/21	No	Pass						
202100533	745 W CREEKSIDE DR	Frame R	10/14/21	No	Pass						
202100533	745 W CREEKSIDE DR	H-Strap	10/14/21	No	Pass						
202100635	414 Thamer Circle	Foundation	10/14/21	No	Pass						
202100667	10910 KEMWOOD DR	P Final	10/14/21	No	Pass						
202100682	623 Shartle Circle	Bld-Final	10/14/21	No	Pass						
202100682	623 Shartle Circle	E Final	10/14/21	No	Pass						
202100696	605 Lindenwood Drive	P Final	10/14/21	No	NC						Disapproved: Not ready, no riser stack for clean out, no water test
202100709	10517 Gawain Lane	P UnderG	10/14/21	No	Pass						
202100709	10517 Gawain Lane	P Sewer	10/14/21	No	Pass						
202100712	10914 Kirwick Drive	ET-Pole	10/14/21	No	Pass						
202000587	408 LINDENWOOD DR	Frame R	10/15/21 Y	No	Pass						[Entered 10/12/2021 by BBG]: Approved Partial Frame: Living room, dining room, family room, keeping room. Approved pending fire marshal approval.
202100475	1 Pine Crescent Court	E Underg	10/15/21	No	Pass						
202100475	1 Pine Crescent	E Rough	10/15/21	No	Pass						

		Court										
202100623	734 E CREEKSIDE DR	FD Steel	10/15/21	No	Pass							
202100406	10615 Twelve Oaks Drive	H-Strap	10/18/21	No	Pass							
202100624	10926 Wickline Dr	E Rough	10/18/21	No	Pass							
202100647	819 Country Lane	M Final	10/18/21	Y	NC	No Access. No answer at door. [Entered 10/11/2021 by BBG]: No access. No one home.						
202100719	1 Saddlehorn	Gas Test	10/18/21	No	NC	Disapproved: Gas Test - No pressure on gas line						
202100719	1 Saddlehorn	P Final	10/18/21	No	NC	Disapproved: Gas Test - No pressure on gas line Final - Gas Test Failed						
202100719	1 Saddlehorn	P Rgh/P-T/VCBK	10/18/21	No	Pass							
202100526	11002 Huntwyck Dr	P Rgh/P-T/VCBK	10/19/21	No	Pass							
202100526	11002 Huntwyck Dr	Gas Test	10/19/21	Y	Pass	[Entered 8/26/2021 by BBG]: Disapproved - Wrong Gauge Used for Test						
202100663	738 E CREEKSIDE DR	F Post Hole	10/19/21	No	Pass							
202100352	4 Saddlewood Estates Drive	P UnderG	10/20/21	No	Pass							
202100352	4 Saddlewood Estates Drive	P GL & GT	10/20/21	No	Pass							
202100456	10923 Timberglen Drive	Gas Test	10/20/21	No	Pass							
202100456	10923 Timberglen Drive	P Rgh/P-T/VCBK	10/20/21	No	Pass							

202100620	209 FLEETWAY DR	Foundation	10/20/21	No	Pass	
202100671	10607 TARRINGTON DR	H-Strap	10/20/21	No	Pass	
202100718	322 SHASTA DR	E Rough	10/20/21	No	Pass	
202100719	1 Saddlehorn	Gas Test	10/20/21 Y	No	Pass	[Entered 10/18/2021 by BBG]: Disapproved: Gas Test - No pressure on gas line
202100719	1 Saddlehorn	P Final	10/20/21 Y	No	Pass	[Entered 10/18/2021 by BBG]: Disapproved: Gas Test - No pressure on gas line Final - Gas Test Failed
202100360	746 Country Lane	P Final	10/21/21	No	NC	Disapproved: Leak under right master sink
202100692	751 E CREEKSIDE DR	E Underg	10/21/21	No	Pass	
202100715	621 Wellesley Dr	YD Trench	10/21/21	No	PPass	
202100716	10910 Wickwild	E Underg	10/21/21	No	Pass	
202100716	10910 Wickwild	E Rough	10/21/21	No	Pass	
202100716	10910 Wickwild	TCI	10/21/21	No	Pass	
202100720	751 E CREEKSIDE DR	P UnderG	10/21/21	No	NC	Disapproved: Plumbing work not complete at time of inspection
202100725	1020 River Glyn Drive	E Underg	10/21/21	No	Pass	
202100725	1020 River Glyn Drive	E Rough	10/21/21	No	Pass	
202100730	10910 Wickwild	P UnderG	10/21/21	No	Pass	
202100730	10910 Wickwild	P GL & GT	10/21/21	No	Pass	
202100360	746 Country Lane	P Final	10/22/21 Y	No	Pass	[Entered 10/21/2021 by BBG]: Disapproved: Leak under right master sink
202100670	346 Hunters Trail St	E Underg	10/22/21	No	Pass	
202100670	346 Hunters Trail St	E Rough	10/22/21	No	Pass	

202100715	621 Wellesley Dr	YD Trench	10/22/21	Y	No	NC	Disapproved - Rear yard still not complete [Entered 10/21/2021 by BBG]:
202100723	418 RIPPLE CREEK DR	P Final	10/22/21		No	NC	Disapproved - not ready at the time of inspection
202100732	754 Kuhlman Road	Shower Pan	10/22/21		No	Pass	
202100733	10822 Long Shadow Ln	E Rough	10/22/21		No	Pass	
202100548	745 W CREEKSIDE DR	P Final	10/25/21		No	Pass	
202100714	10918 Kirwick Drive	P Final	10/25/21		No	Pass	
202100715	621 Wellesley Dr	YD Trench	10/25/21	Y	No	Pass	[Entered 10/22/2021 by BBG]: Disapproved - Rear yard still not complete [Entered 10/21/2021 by BBG]:
202100717	10710 Bridlewood Street	P UnderG	10/25/21		No	Pass	
202100717	10710 Bridlewood Street	P GL & GT	10/25/21		No	Pass	
202100728	402 Kari Court	Re-Roof	10/25/21		No	Pass	
202100702	408 LINDENWOOD DR	P Steel/Piping	10/26/21		No	Pass	
202100735	615 Shartle Circle	P UnderG	10/26/21		No	Pass	
202100346	260 HEDWIG RD	YD Trench	10/28/21		No	Pass	
202100433	10822 Long Shadow Ln	Frame R	10/28/21		No	Pass	
202100433	10822 Long Shadow Ln	Bld-Final	10/28/21		No	NC	Not Ready for Final
202100502	614 Lindenwood Drive	Bld-Final	10/28/21		No	Pass	

202100556	614 Lindenwood Drive	M Final	10/28/21	No	Pass	
202100580	614 Lindenwood Drive	E Final	10/28/21	No	Pass	
202100662	414 Thamer Circle	E Final	10/28/21 Y	No	Pass	[Entered 9/27/2021 by BBG]: Disapproved: No access and no answer at provided number
202100707	626 Saddlewood Lane	E Rough	10/28/21	No	Pass	
202100710	843 Country Ln	FD-Piers	10/28/21	No	Pass	
202100717	10710 Bridlewood Street	P Final	10/28/21	No	Pass	
202100720	751 E CREEKSIDE DR	P UnderG	10/28/21 Y	No	Pass	[Entered 10/21/2021 by BBG]: Disapproved: Plumbing work not complete at time of inspection
202100723	418 RIPPLE CREEK DR	P Final	10/28/21 Y	No	Pass	[Entered 10/22/2021 by BBG]: Disapproved - not ready at the time of inspection
202100733	10822 Long Shadow Ln	E Final	10/28/21	No	NC	GFCI not Tripping
202100676	346 Hunters Trail St	P UnderG	10/29/21	No	Pass	
202100676	346 Hunters Trail St	Gas Test	10/29/21	No	Pass	Released to Centerpoint 10/29/21 - 2:00pm
202100676	346 Hunters Trail St	P TO/Rough	10/29/21	No	Pass	
202100690	10607 Tarrington Drive	Gas Test	10/29/21	No	Pass	Released to Centerpoint 10/29/21 - 2:00pm
202100690	10607 Tarrington Drive	P TO/Rough	10/29/21	No	Pass	
202100733	10822 Long Shadow Ln	E Final	10/29/21 Y	No	Pass	[Entered 10/28/2021 by BBG]: GFCI not Tripping
202100744	626 Saddlewood Lane	P UnderG	10/29/21	No	Pass	

202100744	626 Saddlewood Lane	P Sewer	10/29/21	No	Pass
202100744	626 Saddlewood Lane	P TO/Rough	10/29/21	No	Pass
Inspections	Begin Odometer	End Odometer	Miles	Avg Miles per Inspection	
160			0	0.0	

Fire Marshall (FireMars)

Odometer Permit # Address Insp Type Date Reinsp? Reinsp Result Fee? Correction Notes

Vehicle ID:

202100391	408 LINDENWOOD DR	Fire Marshall	10/4/21	No	Pass
202000617	11000 Hunters Park Drive	Fire Marshall	10/6/21	No	Pass
202100353	730 E CREEKSIDE DR	Fire Marshall	10/12/21	No	Pass
Inspections	Begin Odometer	End Odometer	Miles	Avg Miles per Inspection	
3			0	0.0	

James Stewart (James)

Odometer Permit # Address Insp Type Date Reinsp? Reinsp Result Fee? Correction Notes

Vehicle ID:

202000276	10947 Ninte	Bld-Final	10/4/21	No	Pass
202000692	10802 Briar Branch Lane	Bld-Final	10/4/21	No	Pass
202100267	10617 Beinhorn Rd	Bld-Final	10/4/21	No	Pass
201900423	4 Callie Court	Bld-Final	10/5/21	No	Pass
201900478	10615 Tarleton Drive	Bld-Final	10/5/21	No	Pass
202100622	842 Kuhlman Road	FD Steel	10/5/21	No	Pass

202100653	1020 River Glyn Drive	FD-Piers	10/5/21	No	Pass	
202100653	1020 River Glyn Drive	Foundation	10/5/21	No	Pass	
202100682	623 Shartle Circle	FD Steel	10/6/21	No	Pass	Approved via picture because they poured before inspection was done.
202100650	702 Saddlewood Lane	F Post Hole	10/7/21	No	Pass	
202100656	414 Thamer Circle	P Sewer	10/7/21	No	Pass	
202100421	10627 FAIRLANE DR	DW Steel	10/8/21	No	Pass	
202100661	5 Cape Cod Lane	Gas Test	10/11/21	No	Pass	[Entered 10/7/2021 by BBG]: Disapproved - No pressure on gas line
202100702	408 LINDENWOOD DR	P Layout	10/12/21	No	Pass	
202000597	11000 Hunters Park Drive	YD Trench	10/14/21	No	Pass	**Outfall from property to inlet.
202100696	605 Lindenwood Drive	P Final	10/18/21	No	Pass	Approved via picture of hose bib. [Entered 10/14/2021 by BBG]: Disapproved: Not ready, no riser stack for clean out, no water test
202000062	11000 Hunters Park Drive	Bld-Final	10/19/21	No	PPass	Temp CO Given for 45 days; Final CO Given after all con 1. Completion of final drain grate elevations and final grading of the lot. 2. Completion of landscaping and tree installation. 3. Removal of all construction trash and debris. 4. Completion of Irrigation installation. 5. Final Utility Connection Compliance Certificate from Memorial Village Water Authority. [Entered 10/7/2021 by BBG]:

												"Disapproved Complete drainage, final grade, remove temp toilet and construction fencing."
	202000597	11000 Hunters Park Drive	YD Final	10/19/21	No	PPass	Pending Final Grading. Jstewart.					
	202100143	11000 Hunters Park Drive	F Final	10/19/21	No	Pass						
	202100210	11000 Hunters Park Drive	DW Final	10/19/21 Y	No	Pass	[Entered 10/7/2021 by BBG]: "Disapproved Complete drainage, final grade, remove temp toilet and construction fencing."					
	202100475	1 Pine Crescent Court	Bld-Final	10/20/21	No	Pass						
	202100475	1 Pine Crescent Court	E Final	10/20/21	No	Pass						
	202100476	1 Pine Crescent Court	P Final	10/20/21	No	Pass						
	202100726	10529 Beinhorn Rd	P Layout	10/21/21	No	Pass						
	202100750	907 CREEK WOOD WAY	DW Steel	10/29/21	No	PPass	South approach and interior driveway.					
Inspections			Begin Odometer		End Odometer		Miles		Avg Miles per Inspection			
							0		0.0			

Copyright © 2021 CityView. All rights reserved. BuildingDepartment.com and BluePrince are trademarks of Harris Computer.

Inspections with Odometer Readings, by Inspector and Vehicle

Nov 30, 2021 2:16 PM
James Stewart
City of Hunters Creek Village

Date Range (inclusive): **Mon Nov 01 2021 to Tue Nov 30 2021**
Inspection Department: **Building Permit Inspections**

BBG Consulting, Inc (BBG)									
Odometer	Permit #	Address	Insp Type	Date	Reinsp?	Reinsp Result	Correction Notes	Fee?	
Vehicle ID:									
	202000405	621 Wellesley Dr	Gas Test	11/1/21		Pass		No	
	202100351	4 Saddlewood Estates Drive	Bld-Final	11/1/21		NC	Disapproved - no access	No	
	202100351	4 Saddlewood Estates Drive	E Final	11/1/21		NC	Disapproved - no access	No	
	202100352	4 Saddlewood Estates Drive	P Final	11/1/21		NC	Disapproved - no access	No	
	202100455	3 Sleepy Oaks Circle	H-Strap	11/2/21		Pass		No	
	202100677	10606 Gawain Ln	Demo F	11/2/21		Pass		No	
	202100697	606 Saddlewood Ln	I Trench	11/2/21		Pass		No	
	202100697	606 Saddlewood Ln	I Final	11/2/21		Pass		No	
	202100726	10529 Beinhorn Rd	P Steel/Piping	11/2/21		Pass		No	
	202100704	10902 WICKWILD ST	Demo F	11/3/21		Pass		No	
	202100734	660 SHARTLE CIR	P Final	11/3/21		Pass		No	
	202100736	118 Willowend Dr	Frame R	11/3/21		Pass	Was added on at the job site. Called G.C. and told him tonot cover due to mechanical and fire sprinklers not having their rough ins yet.	No	
	202100738	118 Willowend	E Rough	11/3/21		Pass		No	

202100753	Dr 10607 Tarrington Drive	M Rough	11/3/21	No	Pass								
202000698	303 Shasta Dr	Bld-Final	11/4/21	No	Pass								
202100043	730 E CREEKSIDE DR	P Final	11/4/21	No	NC					Disapproved; no access			
202100057	261 BRYN MAWR CIR	P TO/Rough	11/4/21	No	NC					Disapproved - no access; no answer			
202100538	10923 Timberglen Drive	E Underg	11/4/21	No	Pass								
202100538	10923 Timberglen Drive	E Rough	11/4/21	No	Pass								
202100598	754 Kuhlman Road	FD Steel	11/4/21	No	Pass								
202100604	621 Wellesley Dr	DW Steel	11/4/21	No	Pass								
202100724	10607 TARRINGTON DR	E Rough	11/4/21	No	Pass								
202100754	613 Wellesley Drive	FD Steel	11/4/21	No	Pass								
202000549	10802 HUNTERS FOREST DR	P Final	11/5/21	No	NC					Disapproved: Install shower head, uplift bath, hot and cold reversed, upright vanity. I-3068			
202100231	730 E CREEKSIDE DR	M Final	11/5/21	No	Pass								
202100390	422 Thamer Lane	Shower Pan	11/5/21	No	Pass					Approved: I-3068			
202100453	10710 Bridlewood Street	E Final	11/5/21	No	Pass								
202100483	10807 BRIAR	E Underg	11/5/21	No	Pass								

202100499	13 SLEEPY OAKS CIR	P TO/Rough	11/9/21	No	Pass	Disapproved - no access; no answer
202100547	626 Saddlewood Lane	Frame R	11/9/21	No	Pass	
202100605	621 Wellesley Dr	F Post Hole	11/9/21	No	Pass	
202100669	615 SHARTLE CIR	Foundation	11/9/21	No	Pass	
202100735	615 Shartle Circle	Gas Test	11/9/21	No	Pass	
202100735	615 Shartle Circle	P Sewer	11/9/21	No	Pass	
202000587	408 LINDENWOOD DR	Insulation	11/10/21	No	Pass	
202100096	10926 Wickline Dr	Frame R	11/10/21	No	Pass	Everything but the garage. JH "Approved (Correct & Proceed): Seal 2 fireplace chases. "
202100760	10915 Kirwick Drive	P Layout	11/10/21	No	Pass	
202100763	843 Country Ln	P UnderG	11/10/21	No	Pass	
202100763	843 Country Ln	P Sewer	11/10/21	No	Pass	
202100466	118 Willowend Dr	M Rough	11/11/21	No	NC	Disapproved: Vent from bath exhaust fan to exterior.
202100547	626 Saddlewood Lane	Insulation	11/11/21	No	Pass	
202100570	15 INWOOD OAKS DR	P Final	11/11/21	No	Pass	
202100741	7611 River Point Dr	Gas Test	11/11/21	No	Pass	
202100741	7611 River Point Dr	P Final	11/11/21	No	Pass	
202100741	7611 River Point Dr	P Rgh/P-T/VCBK	11/11/21	No	Pass	

202100759	10803 Timberglenn Drive	P Final	11/11/21	No	Pass	
202100761	444 Timberwilde Ln	Re-Roof	11/11/21	No	Pass	
202100786	11000 Hunters Park Drive	Gas Test	11/11/21	No	Pass	
202100786	11000 Hunters Park Drive	P Rgh/P- T/VCBK	11/11/21	No	Pass	
202100484	10807 BRIAR BRANCH LN	P UnderG	11/12/21	No	Pass	
202100484	10807 BRIAR BRANCH LN	P GL & GT	11/12/21	No	Pass	
202100690	10607 Tarrington Drive	Shower Pan	11/12/21	No	Pass	
202100743	106 Willowend Dr	P Sewer	11/12/21	No	Pass	
202100750	907 CREEK WOOD WAY	DW Steel	11/12/21	Y	No	[Entered 10/29/2021 by james]: South approach and interior driveway.
202000549	10802 HUNTERS FOREST DR	P Final	11/15/21	Y	No	[Entered 11/5/2021 by BBG]: Disapproved: Install shower head, uplift bath, hot and cold reversed, upright vanity. I-3068
202100601	11002 Huntwyck Dr	FD Steel	11/15/21	No	Pass	
202100603	754 Kuhlman Road	P GL & GT	11/15/21	No	Pass	
202100619	10926 Wicklaine Dr	M Rough	11/15/21	Y	No	Pass
202100619	10926 Wicklaine Dr	M Hood V	11/15/21	Y	No	Pass
202100466	118 Willowend Dr	M Rough	11/16/21	Y	No	[Entered 11/11/2021 by BBG]: Disapproved: Vent from bath exhaust fan to exterior.
202100496	10426 Memorial Drive	H-Strap	11/16/21	No	Pass	
202100575	8418 Hunters	TCI	11/16/21	No	Pass	

		VALLEY DR																	
202100794	10815 BEINHORN DR		F Post Hole	11/19/21		No	Pass												
202100800	721 Country Lane		DW Final	11/19/21		No	Pass												
202100809	289 Bryn Mawr Cir		YD Trench	11/19/21		No	Pass												
202000593	10915 Kinwick Drive		Shower Pan	11/22/21		No	Pass												
202100096	10926 Wickline Dr		Insulation	11/22/21		No	Pass												
202100674	10910 ROARING BROOK LN		Frame R	11/22/21		No	Pass												
202100690	10607 Tarrington Drive		P Sewer	11/22/21		No	Pass												
202100760	10915 Kinwick Drive		P Steel/Piping	11/22/21		No	Pass												
202100780	1000 River Bend Drive		FD-Piers	11/22/21		No	Pass												
202100791	13 SLEEPY OAKS CIR		M Rough	11/22/21		No	NC												Second floor not completed.
202100805	10910 ROARING BROOK LN		E Rough	11/22/21		No	Pass												
202100562	256 BRYN MAWR CIR		Shower Pan	11/23/21		No	NC												No key in lock box.
202100713	1 Creekside Cir		F Final	11/23/21		No	Pass												
202100720	751 E CREEKSIDE DR		P GL & GT	11/23/21		No	Pass												Sent to Centerpoint 11/23/21.
202100724	10607 TARRINGTON DR		E Underg	11/23/21		No	Pass												
202100736	118 Willowend		Insulation	11/23/21		No	Pass												

	Dr																	
202100740	114 Willowend Dr	F Post Hole	11/23/21	No	Pass													
202100789	10803 Timberglen Drive	Demo F	11/23/21	No	Pass													
202100813	10923 TIMBERGLEN DR	YD Trench	11/23/21	No	Pass													
202100491	8443 Hunters Creek Dr	H-Strap	11/24/21	No	Pass													
202100674	10910 ROARING BROOK LN	Insulation	11/24/21	No	Pass													
202100744	626 Saddlewood Lane	Shower Pan	11/24/21	No	Pass													
202100797	640 Wellesley Drive	E Underg	11/24/21	No	Pass													
202100801	10707 Tarrington Drive	M Final	11/24/21	No	Pass													
202100803	770 PIFER RD	P Final	11/24/21	No	Pass													
Inspections		Begin Odometer	End Odometer		Miles	Avg Miles per Inspection												
117					0	0.0												

Fire Marshall (FireMars)

Odometer Permit # Address Insp Type Date Reinsp? Reinsp Result Fee? Correction Notes

Vehicle ID:

202100764	118 Willowend Dr	Fire Marshall	11/17/21	No	Pass	HYDRO/COVER OKAY @218 psi												
Inspections		Begin Odometer	End Odometer		Miles	Avg Miles per Inspection												
1					0	0.0												

James Stewart (James)

Odometer Permit # Address Insp Type Date Reinsp? Reinsp Result Correction Notes

Fee?

Vehicle ID:	11000 Hunters Park Drive	Bld-Final	11/5/21	Y	No	Pass	[Entered 10/19/2021 by james]: Temp CO Given for 45 days; Final CO Given after all con 1.Completion of final drain grate elevations and final grading of the lot. 2.Completion of landscaping and tree installation. 3.Removal of all construction trash and debris. 4.Completion of Irrigation installation. 5.Final Utility Connection Compliance Certificate from Memorial Village Water Authority.
202000062	11000 Hunters Park Drive	Bld-Final	11/5/21	Y	No	Pass	[Entered 10/19/2021 by james]: Temp CO Given for 45 days; Final CO Given after all con 1.Completion of final drain grate elevations and final grading of the lot. 2.Completion of landscaping and tree installation. 3.Removal of all construction trash and debris. 4.Completion of Irrigation installation. 5.Final Utility Connection Compliance Certificate from Memorial Village Water Authority.
202000597	11000 Hunters Park Drive	YD Final	11/5/21	Y	No	Pass	[Entered 10/7/2021 by BBG]: "Disapproved Complete drainage, final grade, remove temp toilet and construction fencing."
202100721	605 Lindenwood Drive	Demo F	11/16/21		No	Pass	
202100758	807 Saddlewood Ln	P Steel/Piping	11/18/21		No	Pass	
202100692	751 E CREEKSIDE DR	TCI	11/19/21		No	Pass	Released to Centerpoint 11/19/21 2:20pm.
202100790	10803 Timberglen Drive	Bld-Final	11/23/21		No	Pass	
Inspections	Begin Odometer	End Odometer	Miles	Avg Miles per Inspection			
6			0	0.0			

HUNTERS CREEK VILLAGE - PLAN REVIEW STATUS REPORT				
PROJECT ADDRESS	PROJECT TYPE	DATE SUBMITTED	REVIEW STATUS	COMMENTS
126 Willowend	New Home	6/16/2021	Review Completed 7-12-21 - Not Approved - Plans Resubmitted 8/26/21 - Second Resubmittal - 10/28/21 - Review Completed 11/15/21 - Approved(awaiting HOA Final Approval)Final HOA Approval 12/1/21	Contractor notified of needed revisions. - 7-12-21
10914 Bridgewood St	New Home	9/13/2021	Review Completed - 9/23/21 - Not Approved - Plans Resubmitted 11/22/21	Contractor notified of needed revisions - 9/23/21
10902 Wickwild St.	New Home	9/14/2021	Review Completed 10/11/21 - Not Approved - Plans resubmitted 11/12/21 - Resubmittal Reviews Completed 12/1/21 - Not Approved	Contractor notified of needed revisions 10/11/21
605 Lindenwood Dr.	New Home	9/16/2021	Review Completed 10/6/21 - Not Approved - Plans Resubmitted 10-18-21	Contractor notified of needed revisions 10/6/21 - Contractor notified of further minor revisions. 12/1/21
671 Shartle Circle	New Home	9/16/2021	Review Completed 10/18/21 - Not Approved - Plands Resubmitted 10/27/21 - Resubmittal Review Completed 10/29/21 - Approved	Contractor notified of needed revisions - 10/18/21 - Contractor notified of approval - 10/29/21
10910 Roaring Brook Ln	Remodel	9/27/2021	Review Completed 9/29/21 - Approved	Contractor notified of approval 9/29/21
10529 Beinhorn Rd.	Swimming Pool	9/30/2021	Review Completed 10/6/21 - Not Approved - Plans Resubmitted 10/12/21 - Resubmittal Review Completed 11/13/21 - Approved	Contractor notified of needed revisions 10/6/21 - Contractor Notified of Approval 10/13/21
8333 Katy Freeway	Commercial Remodel	10/4/2021	Review Completed 10/19/21 - Approved	Contractor Notified of Approval - 10/19/21
10922 Roaring Brook Ln.	New Home	10/12/2021	Review Completed - 10/27/21 - Not Approved	Contractor notified of needed revisions 10/27/21
118 Willowend	Remodel	10/15/2021	Review Completed 10/20/21 - Approved	Contractor notified of approval 10/20/21.
10915 Kirwick Dr.	New Swimming Pool	10/15/2021	Review Completed 10/21/21 - Not Approved - Revisions Submitted 10/29/21_ Resubmittal Review Completed 11/1/21 - Approved	Contractor notified of needed revisions 10/21/21 - Contractor notified of approval 11/1/21
8447 Hunters Creek Dr.	New Home	10/22/2021	Plans withdrawn for revisions 11/5/21	
807 Saddlewood Ln.	Remodel	10/25/2021	Review Completed - 10/27/21 - Approved	Contractor notified of approval. - 10/27/21
590 Hedwig Road	Remodel	10/26/2021	Review Completed 11/2/21 - Not Approved - Revisions submitted and approved 11/5/21	Contractor notified of needed revisions - 11/2/21 - Contractor notified of approval 11/5/21
8310 Cheshire Vale St.	Remodel	10/28/2021	Review Completed 11/4/21 - Not Approved	Contractor notified of approval 11/4/21
10709 Old Coach Ln.	Pool Remodel	10/29/2021	Review Completed 11/1/21 - Approved	Contractor Notified of Approval - 11/1/21
211 Glennville Ct.	Pool Remodel, Covered Patio Addition	10/29/2021	Review Completed 11/3/21 - Not Approved - Revisions Submitted 11/12/21 - Revision review completed 11/16/21 - Not Approved - Second resubmittal 11/22/21 - Review Completed 11/22/21 - Approved	Contractor Notified of Needed Revisions - 11/3/21 - Second punchlist to contractor 11/16/21 Contractor notified of approval 11/22/21
1000 River Bend Dr.	Remodel - Addition	11/1/2021	Review Completed 11/4/21 - Not Approved - Revisions submitted and approved - 11/5/21	Contractor notified of needed revisions - 11/4/21 - Contractor notified of approval - 11/5/21
601 Wellesley Dr.	New Home	11/2/2021	In Review	
339 Hunters Trail St.	New Pool	11/15/2021	Review Completed 11/16/21 - Not Approved	Contractor notified of needed revisions. 11/16/21
418 Ripple Creek Dr.	New Home	11/12/2021	In Review	
411 Hunterwood Dr.	Remodel	11/12/2021	Review Completed 11/16/21 - Approved	Contractor notified of approval - 11/16/21
422 Thamer Ln.	Sport Court Extension	11/16/2021	In Review - Review Completed - 11/30/21 - Not Approved	Contractor notified of needed revisions - 11/30/21

851 Country Lane	Remodel	11/16/2021	In Review
10803 Timberglen Dr.	New Home	11/23/2021	In Review
906 Flint River Dr.	Remodel	11/23/2021	Review Completed - Approved 11/24/21
			Contractor notified of approval - 11/24/21

City of Hunters Creek Village

Certificate of Occupancy

November 5, 2021

202000062

John Gregory and Patricia D. Letsos
11000 Hunters Park Drive
Houston, TX 77024

The Residence Is Ready For Occupancy. All Final Building, Mechanical, Electrical and Plumbing Inspections
Have Been Made And All Fees Have Been Paid. This Building Complies With The 2015 IRC.

* This Residence Has Been Equipped With An Automatic Sprinkler System

James A. Stewart, CBO
Building Official

HUNTERS CREEK VILLAGE - ANIMAL CONTROL ACTIVITY REPORT

DATE	ADDRESS	ACTIVITY DESCRIPTION	DISPOSITION	NOTES
1/6/2020	3 Saddlewood Estates	Animal Trap Delivered to Resident	Delivered Trap to resident	
1/7/2020	5 Reynolds Ct	Animal Trap Delivered to Resident	Delivered Trap to resident	
1/8/2020	Memorial near Thamer	Dead animal in roadway	Picked Up/Disposed	
1/8/2020	Voss at Beinhorn	Dead animal in roadway	Picked Up/Disposed	
1/17/2020	5 Reynolds Ct.	Pick Up Trap - No Longer Needed	Picked Up Trap	
2/3/2020	606 Hunters Way Dr.	Animal Trap Delivered to Resident	Delivered Trap to Resident	
2/19/2020	210 Timberwilde Ln.	Trapped Raccoon - Pick Up/Return Trap to Resident	Picked Up Raccoon - Relocated	Relocated Raccoon
2/19/2020	3 Saddlewood Estates	Animal Trap Request	Delivered Trap to Resident	
2/21/2020	3 Saddlewood Estates	Raccoon in trap	Picked up and relocated raccoon	Relocated Raccoon
2/26/2020	Hunters Trail St.	Stray Dog	Pick Up Dog - Delivered to shelter	
2/28/2020	507 Hunters Park Ln.	2 Feral Cats in Trap	Picked up/Relocated	Relocated Cats
3/3/2020	108 Shasta	Stray Dog on Banks Of Bayou	Picked Up Dog	
3/5/2020	907 Creekswood Way	Stray Dog	Picked up dog - Delivered to Vet Clinic	
3/6/2020	506 Hunters Park Ln.	Feral Cat in Trap	Picked Up - Relocated	Relocated Cats
3/10/2020	Voss Park at Voss	Dead animal in roadway	Picked Up/Disposed	
3/23/2020	Saddlewood near Beinhorn	Dead Opossum in Roadway	Picked Up/Disposed	
4/6/2020	10918 Timberglen	Deliver Trap to resident	Delivered trap to resident	
4/8/2020	10918 Timberglen	Opossum in Trap - Pick Up	Picked Up/Relocated	
4/13/2020	10918 Timberglen	Opossum in Trap - Pick Up	Picked Up/Relocated	
4/20/2020	305 Voss	Trap Request	Delivered trap to resident	
4/20/2020	777 W. Creekside	Raccoon at residence - Please Pick Up	Picked Up/Relocated	Relocated
4/23/2020	305 Voss	Raccoon in trap	Picked Up/Relocated	Relocated Raccoon
4/27/2020	10314 Memorial Drive	Trap Request	Delivered trap to resident	
5/11/2020	Voss near I-10	Dead Raccoon on sidewalk	Picked Up/Disposed	Disposed of Dead Raccoon
5/11/2020	802 Kuhlman	Trap Request	Delivered trap to resident	
5/12/2020	10705 Marsha Ln.	Trap Request	Delivered trap to resident	
5/14/2020	10705 Marsh Ln.	Opossum in Trap/Please Pick Up	Picked Up/Relocated	Relocated Opossum
5/14/2020	714 Creekside Ln.	Dog Bite - Food Delivery person bitten at front door.		Quarantine to end 5/21/20 - Spoke with dog owner and bite victim. Dog euthanized per owners request on 5/21/20.
5/18/2020	10807 Pine Bayou	Animal Trap Request	Delivered trap to resident	
5/20/2020	826 Oak Valley/Dr.	Animal Trap Request	Delivered trap to resident	
5/20/2020	922 Huntington Cove	Animal in Trap - Please Pick Up	Picked Up/Relocated Raccoon	Relocated
5/22/2020	826 Oak Valley Dr.	Animal in Trap - Please Pick Up	Picked Up/Relocated Opossum	Relocated
5/22/2020	10807 Pine Bayou Dr.	Animal in Trap - Please Pick Up	Picked Up/Relocated Opossum	Relocated
5/22/2020	10619 Gawain Ln.	Animal Trap Request	Delivered trap to resident	

6/2/2020	836 Kuhlman Rd.	Dog Bite - Dog owners friend bitten in back yard.	Dog - Home Quarantine - Shots Current	Quarantine to end 6/13/20
6/4/2020	205 Shasta Dr.	Animal In Trap - Please Pick Up	Picked up/Relocated Raccoon	Relocated
6/10/2020	760 Pifer Rd.	Dead animal in roadway	Picked up and disposed of dead Opossum	Disposed
6/16/2020	10814 Roaring Brook	Animal Trap Request	Delivered trap to resident	Disposed
7/1/2020	10622 N. Evers Park	Dead Raccoon in Driveway	Picked Up/Disposed of Raccoon	Disposed
7/1/2020	1108 River Glyn	Dead Armadillo in Driveway	Picked Up/Disposed of Armadillo	Disposed
7/2/2020	Memorial Dr @ Shartle Circle	Dead Armadillo in Roadway	Picked Up/Disposed of Armadillo	Disposed
7/6/2020	Memorial Dr at Three Corners	Dead Armadillo in Roadway	Picked Up/Disposed of Armadillo	Disposed
7/7/2020	10819 Smithdale Rd.	Animal Trap Request	Delivered trap to resident	Relocated
7/9/2020	606 Hunters Way Ct.	Animal In Trap - Please Pick Up	Picked Up/Relocated Cat	Relocated
7/15/2020	606 Hunters Way Ct.	Animal In Trap - Please Pick Up	Picked Up/Relocated Cat	Relocated
7/15/2020	634 Saddlewood Ln.	Dead animal in roadway	Picked up/Disposed of Squirrel	Disposed
8/6/2020	725 W. Creekside Dr.	Animal Trap Request	Delivered trap to resident	Disposed
8/10/2020	10650 Memorial Dr.	Dead Armadillo in Roadway	Picked Up/Disposed of Armadillo	Disposed
8/10/2020	725 W. Creekside Dr.	Raccoon in Trap - Pick Up	Picked Up/Relocated Raccoon	Relocated
8/11/2020	757 W. Creekside	Stray Dog Found by Resident	Picked up Dog - Owner found	Returned Dog to Owner
8/20/2020	10819 Smithdale	Pick Up Empty Trap from Resident	Picked Up Trap	
9/9/2020	802 Flint River	Animal Trap Request	Delivered trap to resident	Relocated
9/14/2020	802 Flint River	Raccoon in Trap - Please pick up	Picked up/Relocate Raccoon	Relocated
9/14/2020	3 Saddlewood Estates	Opossum in Trash Can	Caught/Relocated Opossum	Relocated
9/15/2020	3 Saddlewood Estates	Opossum in Trap - Please pick up	Picked up\Relocated Opossum	Relocated
9/17/2020	Memorial at Thamer	Injured turtle in roadway	Picked up/Disposed of turtle	Disposed
9/17/2020	10220 Memorial Dr.	Dead animal in roadway	Picked up/Disposed of animal	Disposed
9/25/2020	525 Trails End	Animal Trap Request	Dropped trap with resident	Relocated
9/29/2020	525 Trails End	Animal In Trap - Please Pick Up	Picked up/Relocated Animal	Relocated
10/8/2020	606 Hunters Way	Animal Trap Request	Dropped trap with resident	Relocated
10/13/2020	704 Pifer Green	Feral Cat in Trap	Picked up - Relocated Cat	Relocated
10/14/2020	321 Pifer Road	Dead animal in roadway - Pick Up	Picked up-Disposed of Squirrel	Disposed
10/16/2020	Memorial Dr. @ Saddlewood	Dead animal in roadway - Pick Up	Picked up and disposed of Squirrel	Disposed
10/19/2020	Memorial Dr. @ Lindenwood	Dead Animal In roadway - Pick Up	Picked up and disposed of animal.	Disposed
11/5/2020	Memorial Dr @ Fleetway	Dead animal in roadway - Pick Up	Picked up and disposed of animal.	Disposed
11/6/2020	11007 Hunters Park Ln.	Animal Trap Request	Dropped trap with resident	
11/9/2020	315 Timberwilde	Animal Trap Request	Dropped trap with resident	
11/10/2020	629 Wellesley	Animal in Trap - Please Pick Up	Picked up/Relocated Opossum	Relocated
11/17/2020	3 Saddlewood Estates	Animal in Trash Can - Please Assist	Picked up/Relocated Opossum	Relocated
11/23/2020	10500 Beinhorn	Dead animal in roadway	Picked up/Disposed of animal	Disposed
11/23/2020	Shartle Circle @ Memorial	Dead animal in roadway	Picked up/Disposed of animal	Disposed
11/30/2020	826 Oak Valley Dr.	Animal Trap Request	Dropped trap with resident	
12/7/2020	760 Pifer Road	Dead Animal in Roadway	Picked up/Disposed of animal	Disposed
12/9/2020	11007 Hunters Park Dr.	Animal Trap Request	Delivered trap to resident	

12/11/2021	11007 Hunters Park Dr.	Animal In Trap - Please Pick Up	Picked up and Relocated Opossum	Relocated
12/16/2020	Memorial near Wickdale	Dead animal near sidewalk.	Picked up/Disposed of animal	Disposed
12/21/2020	3 Saddlewood Estates	Opossum in Trash Can	Removed Opossum from trash can.	Relocated
12/28/2020	Voos at Longshadow	Dead animal in roadway	Picked up/Disposed of animal	Disposed
1/4/2021	Roaring Brook at Voss	Dead animal in roadway	Picked up and disposed of animal.	Disposed
1/4/2021	305 Lindenwood	Animal Trap Request	Delivered trap to resident	
1/26/2021	13 Creekside Circle	Animal Trap Request	Delivered trap to resident	
1/27/2021	607 Shartle Circle	Dead animal in roadway	Picked up and disposed of animal.	Disposed
1/27/2021	13 Creekside Circle	Animal In Trap - Please Pick Up	Picked up and Relocated Opossum	Relocated
2/2/2021	10955 Beinhorn	Animal In Trap - Please Pick Up	Picked up and relocated animal	Relocated
2/4/2021	11007 Hunters Park	Animal Trap Request	Delivered Trap to resident	
2/22/2021	740 Kuhlman Rd.	Bat found in House - Pick up - to Lab for Rabies Test	Delivered to Lab for testing	Rabies Test NEGATIVE for Rabies
2/25/2021	10955 Beinhorn	Animal In Trap - Please Pick Up	Picked up and relocated animal	Relocated
3/3/2021	11007 Hunters Park	Animal In Trap - Please Pick Up	Picked up and relocated animal	Relocated
3/15/2021	10955 Beinhorn	Animal Trap Request	Delivered Trap to resident	
3/23/2021	11007 Hunters Park	Animal In Trap - Please Pick Up	Picked up and relocated animal	Relocated
3/24/2021	10314 Memorial Dr.	Animal Trap Request	Delivered Trap to resident	
3/25/2021	10906 Little Lisa	Animal Trap Request	Delivered Trap to resident	
3/25/2021	10910 Little Lisa	Animal Trap Request	Delivered Trap to resident	
3/29/2021	5 Creekside Cir.	Animal Trap Request	Delivered Trap to resident	
4/5/2021	110 Shasta	Animal Trap Request	Delivered Trap to resident	
4/5/2021	Memorial at Lindenwood	Dead Animal in Roadway	Picked up and disposed of animal.	Disposed
4/7/2021	110 Shasta	Animal In Trap - Please Pick Up	Picked up and relocated animal	Relocated
4/8/2021	11007 Hunters Park	Animal Trap Request	Delivered Trap to Resident	
4/9/2021	525 Trails End	Animal In Trap - Please Pick Up	Picked up and relocated animal	Relocated
4/9/2021	10779 Bridgewood	Dead animal in ROW	Picked up and disposed of animal.	Disposed
4/19/2021	Memorial near Kuhlman	Dead animal in road.	Picked up and disposed of animal.	Disposed
4/19/2021	Voss near Voss Park	Dead animal in road.	Picked up and disposed of animal.	Disposed
4/19/2021	606 Hunters Way Ct.	Animal Trap Request	Delivered Trap to resident	
4/21/2021	606 Hunters Way Ct.	Animal In Trap - Please Pick Up	Picked up and relocated animal	Relocated
4/23/2021	Bryn Mawr Circle	Dead animal in roadway	Picked up and disposed of animal.	Disposed
4/27/2021	10900 Walwick	Animal Trap Request	Delivered Trap to Resident	
5/4/2021	642 Hedwig Rd.	Animal Trap Request	Delivered Trap to Resident	
5/10/2021	10900 Walwick	Pick Up Animal Trap - No Longer Needed	Picked Up Trap	
5/11/2021	Voss @ Beinhorn	Dead Animal In Roadway	Picked up and disposed of animal.	Disposed
5/12/2021	11007 Hunters Park Dr.	Animal Trap Request	Delivered trap to resident	
5/18/2021	202 Bryn Mawr	Dead Animal in Roadway	Picked up and disposed of animal.	Disposed
5/19/2021	10721 Old Coach	Animal Trap Request	Delivered trap to resident	
5/19/2021	712 Kuhlman	Dead animal in roadway	Picked up and disposed of animal.	Disposed
5/19/2021	Kuhlman at Memorial	Dead animal in roadway	Picked up and disposed of animal.	Disposed
6/4/2021	431 Hunterwood	Injured raccoon in garage	Picked up and relocated raccoon	Relocated

6/7/2021	11000 Memorial at Bryn Mawr	Dead animal in roadway			Picked up and disposed of animal.	Disposed
6/14/2021	717 Pifer Rd.	Opossum in trap - Please pick up			Picked up and relocated animal	Relocated
6/15/2021	10915 Pifer Way	Animal Trap request			Delivered trap to resident	
6/17/2021	10915 Pifer Way	Raccoon in trash can			Removed raccoon from trash can	Relocated
6/22/2021	7626 River Point	Dog Bite - Worker bitten in dog owners home			Home Quarantine of Dog - Shots Current	Quarantine ended 7/2/21
8/2/2021	11007 Hunters Park Ln.	Animal Trap Request			Delivered trap to resident	
8/9/2021	443 Hunterwood	Animal Trap Request			Delivered trap to resident	
8/11/2021	11007 Hunters Park Ln.	Opossum in Trap - Please pick up			Picked Up/Relocated Opossum	Relocated
8/12/2021	325 Shasta	Bat Found in Home - Pick Up Transport to Lab			Delivered Bat to Lab For Testing	Bat Negative for Rabies
8/18/2021	10910 Bridgewood	Dog Bite - Garbage man bitten at dog owners home			Home Quarantine of Dog - Shots Current	Quarantine Ended - 8/28/21
9/1/2021	210 Timberwilde Ln.	Animal In Trap - Please Pick Up			Picked up/Relocated Animal	Relocated
9/8/2021	N/A	Report of Missing Doberman Dog			Gathered info on Missing Dog	
9/15/2021	5 Glendenning	Report of Aggressive Dog - No Bite Reported			Gathered Information/ Spoke with dog owners	
9/21/2021	836 Country Ln.	Sick Opossum in front yard.			Picked Up/Relocated Opossum	Relocated
9/29/2021	714 Camelot	Dead Opossum in Roadway			Picked Up and disposed of Opossum	Disposed
10/19/2021	10682 Beinhorn Rd.	Dead Opossum in Roadway			Picked Up and disposed of Opossum	Disposed
10/20/2021	814 Country Ln.	Animal In Trap - Please Pick Up			Picked up and Relocated Opossum	Relocated
10/26/2021	10910 Memorial Dr.	Resident needs help with City Trap			Went to residence and checked trap.	
10/28/2021	10910 Memorial Dr.	Animal In Trap - Please Pick Up			Picked up and relocated animal	Relocated
11/4/2021	11007 Hunters Park Ln.	Animal Trap Request			Dropped trap with resident	
11/30/2021	Saddlewood at Bridlewood	Dead Armadillo in Roadway			Picked up and disposed of Armadillo	Disposed
11/30/2021	245 Bryn Mawr Cir.	Resident report of missing dog			Took report	Missing dog found
12/1/2021	210 Timberwilde Ln.	2 Raccoons in trap - Please pick up			Picked up and relocated raccoon	Relocated

CITY OF HUNTERS CREEK VILLAGE ENGINEER'S REPORT

Prepared December 2, 2021 for the December 7, 2021 Agenda

A. Beinhorn and Voss – Traffic Signal Reconstruction

1. Waiting on additional flashers to be delivered.

B. 10 Willowend Dr. Outfall

1. Construction start delayed. Material supply issue with the CIPP liner.

C. Timberglen Pavement Repair

1. Original CIPP contractor withdrew proposal offer. Willowend outfall CIPP contractor provided a proposal that was far higher than original proposal. Other known contractors declined to submit proposal
2. I will submit proposal request through Civcast for 10 days in attempt to get additional more competitive proposals.

D. Beinhorn Reconstruction

1. All items complete. I recommend approving closeout of the project.

E. Walwick and Hunters Park Lane.

1. Field work has been performed. I anticipate receiving the videos and report prior to council meeting.
2. I will have more to report at council meeting.

F. Lindenwood Signal

1. Will be ready to advertise for bidding in December.

G. Future Lindenwood and Shasta projects

1. We need to consider street and drainage options for the project.



November 11, 2021

VIA CERTIFIED MAIL – RETURN RECEIPT REQUESTED

City Manager
City of Hunters Creek Village
1 Hunters Creek Place
Houston, TX. 77024

RE: Annual Rate Adjustment Notification

Dear Board Member,

WCA Waste Corporation, now a GFL Environmental company is proud to be your waste service provider. We are committed to providing you with the most professional and reliable service available. We hope you are pleased with our performance and we urge you to contact us at any time with any questions or concerns that you may have.

A component of our mutual contract allows for an annual rate adjustment on the anniversary date of the contract based on the most recently published CPI-U Series **CUUR0000SEHG, 12 month average**. The CPI-U data rating for **2021** was 259.1549 versus 251.028 for **2020**, an increase of 3.24%. Effective **January 1, 2022**, the current rate of \$24.44 will change to \$25.23 an increase of \$0.79 per month per connection for residential trash service.

It is WCA's goal to continue to provide you with high quality, trash-hauling services at a competitive rate. Should you have any questions or require additional information, please do not hesitate to contact me.

We appreciate the opportunity to include you as one of our valued customers and consider it our privilege to serve you!

Sincerely,

Anthony Emilio
Municipal Sales Manager

8515 Highway 6, Houston, TX. 77083
Tel.: 832-456-1405 | Customer Service: 281-368-8397

**CPI for All Urban Consumers (CPI-U)
Original Data Value**

Series Id: CUUR0000SEHG, CUUS0000SEHG
 Not Seasonally Adjusted
 Series Title: Water and sewer and trash collection services in U.S.
 Area: U.S. city average
 Item: Water and sewer and trash collection services
 Base Period: DECEMBER 1997=100
 Years: 2011 to 2021

Year	Jan	Feb	Mar	Apr	May	Jun	Jul	Aug	Sep	Oct	Nov	Dec	HALF1	HALF2
2011	175.754	177.194	177.694	178.033	178.521	178.640	179.820	180.762	181.569	181.916	182.254	182.758		
2012	183.984	185.499	186.280	187.473	187.788	188.489	189.750	191.927	191.833	192.370	192.921	193.237		
2013	194.553	195.505	195.981	196.319	196.727	196.989	198.173	198.736	198.804	199.759	200.004	200.203		
2014	201.169	202.149	202.657	203.084	203.124	203.396	205.022	206.171	206.363	207.633	208.562	209.414		
2015	210.243	211.397	211.738	212.153	212.542	212.863	213.873	215.844	216.173	216.380	217.004	217.386		
2016	218.370	219.036	219.649	220.506	221.360	221.396	221.358	222.554	223.111	223.420	224.399	224.745		
2017	226.411	227.277	227.553	228.133	228.396	228.599	229.008	229.772	230.142	230.614	231.522	231.842		
2018	232.977	233.858	234.215	235.141	235.878	236.493	237.186	238.439	238.512	238.936	241.774	242.204	234.760	239.509
2019	241.606	242.011	242.611	243.490	243.774	244.322	244.943	245.549	245.903	246.741	247.364	247.567	242.969	246.345
2020	248.846	249.751	250.359	250.673	250.921	251.435	252.401	253.974	254.266	254.781	255.650	256.456	250.331	254.588
2021	257.722	258.763	259.204	259.581	259.542	260.400	261.706	262.810	263.747	264.278			259.202	

12.0 **BASIS AND METHOD OF PAYMENT**

12.1 **Rates – Shown as Exhibit A**

The prices to be paid by the City for the collection and disposal of MSW, Bulky Waste, and Recyclables from all Residential Units and Municipal Facilities shall be as shown on Exhibit A, as adjusted in accordance with Section 12.2 herein, and shall be computed based upon the actual number of Residential Units to which Contractor provided such services during each month of this Contract.

Except as provided expressly herein, the charges for Contractor's service with respect to this work shall include all transportation costs and disposal fees.

12.2 **Modification to Rates**

Except as otherwise provided by this Contract, the rate of compensation shall remain effective for a period of one (1) year from the Effective Date. The rate of compensation shall thereafter be adjusted once each year on the anniversary of the Contract Effective Date, upon thirty (30) days' prior written notice to the Customer and approval by the Customer, which notice shall include evidence of the increase in the CPI for the relevant period, by the percentage as the Consumer Price Index for All Urban Consumers (published by the United States Bureau of Labor Statistics, Consumer Price Index, U.S. City Average, All Urban Consumers, Water, Sewer and Trash Collection Services, Series # CUUR0000SEHG. Not Seasonally Adjusted, Base Period December 1997 = 100) (the "CPI") shall have increased during the preceding twelve (12) months. The percentage increase of the CPI during the prior twelve (12) month period shall be calculated by determining the percentage difference between (a) the average CPI for the most recent twelve (12) months for which data is available (the "Most Recent Year"), and (b) the average CPI for the twelve (12) month period immediately prior to the Most Recent Year. In the event that the United States Bureau of Labor Statistics ceases to publish the CPI, the Customer and the Contractor agree to substitute another equally authoritative measure of change in the purchasing power of the U.S. dollar as may then be available so as to carry out the intent of this provision.

In addition to the above, the Contractor may petition the City at any time for additional rate and price adjustments at reasonable times on the basis of unusual changes in its cost of operations not affecting the waste collection industry generally such as cost increases resulting from revised laws, ordinances, or regulations; changes in location of disposal sites, an increase in the number of Residential Units such as City growth or annexation; or other reasons such as an increase in fuel or environmental charges. Such rate adjustments shall be subject to the review and consent of the City.

**CITY OF HUNTERS CREEK VILLAGE, TEXAS
MINUTES OF THE REGULAR
CITY COUNCIL MEETING
October 26, 2021**

The City Council of the City of Hunters Creek Village, Texas held a regular meeting on Tuesday, October 26, 2021, at 6:00 p.m., at #1 Hunters Creek Place, Hunters Creek Village, Texas. Members of the public were invited to attend the meeting in person.

Present:	Mayor:	Jim Pappas
	Councilmembers:	Stuart Marks Fidel Sapien Ken Spalding Chip Cowell Jay Carlton (via Zoom)
	City Administrator:	Tom Fullen
	City Attorney	John Hightower
	Assistant to the City Secretary:	Jennifer Namie
	Building Official	James Stewart

(Council member Carlton was present by video conference for the presentation of the police report and was not present during the Council's vote on any of the items on the agenda.)

- A. Call to order and the roll of elected and appointed officers will be taken.

With a quorum of the Council Members present, Mayor Jim Pappas called the meeting to order at 6:00 p.m.

- B. **Building Official, James Stewart led Pledge of Allegiance followed by a brief prayer by Mayor Pappas.**

- C. **PUBLIC HEARING**

The purpose of the Public Hearing is to receiving testimony for or against proposed amendments to the City's Zoning Chapter. The proposed amendments are to amend the specific use permit for the Chinese Baptist Church to add 2 canopies to the south side of the main building.

Mayor Pappas opened the public hearing at 6:02 p.m.

Representatives from the Church briefly spoke.

Mayor Pappas closed the public hearing at 6:03 p.m.

1. Discussion and possible action to receive the final report and recommendation from the Planning and Zoning Commission.

Councilmember Marks made a motion to receive the final report and recommendation from the Planning and Zoning Commission. Councilmember Sapien seconded the motion and the motion carried unanimously.

2. Discussion and possible action to adopt an ordinance amending the specific use permit for the Chinese Baptist Church to add 2 canopies to the south side of the main building.

Councilmember Spalding made a motion to adopt an ordinance amending the specific use permit for the Chinese Baptist Church to add 2 canopies to the south side of the main building. Councilmember Sapien seconded the motion and the motion carried unanimously.

- D. PUBLIC COMMENTS *At this time, any person with city-related business may speak to the Council. In compliance with the Texas Open Meetings Act, if a member of the public comments or inquires about a subject that is not specifically identified on the agenda, a member of council or a staff member may only respond by giving a statement of specific factual information or by reciting existing policy. The City Council may not deliberate or vote on the matter.*

There were no public comments.

E. REPORTS

1. City Treasurer Monthly Report - **Tom Fullen, City Administrator presented this report.**
2. Police Commissioner Monthly Report - **There was no report.**
3. Fire Commissioner Monthly Report - **Jay Carlton, Fire Commission Liaison, presented this report.**
4. Building Official Monthly Report - **James Stewart, Building Official, presented this report.**
5. City Engineer Monthly Report – **Tom Fullen, City Administrator, presented this report.**
6. City Administrator Report – **Tom Fullen, City Administrator, presented this report.**
7. Mayor and Council Reports and Comments

- F. CONSENT AGENDA *The following items are considered routine by the City Council and will be enacted by one motion. There will not be a separate discussion on these items unless a Councilmember requests, in which event, the item will be removed from the general order of business and considered in its normal sequence on the agenda.*

1. Approval of the Minutes of the Special Meeting on September 21, 2021.
2. Approval of the Minutes of the Regular Meeting on September 28, 2021.
3. Approval of the Cash Disbursement Journal for September, 2021.
4. Approval of the 2022 Holiday Schedule.
5. Approval to authorize staff to solicit requests for proposals for the city's bank depository services contract.

Councilmember Spalding made a motion to approve the Consent Agenda. Councilmember Marks seconded the motion and the motion carried unanimously.

G. REGULAR AGENDA

1. Discussion and possible action to approve the November/December Regular City Council meeting date (12/07/2021).

Councilmember Spalding made a motion to approve the November/December Regular City Council meeting date (12/07/2021). Councilmember Marks seconded the motion and the motion carried unanimously.

2. Discussion and possible action to approve the proposal from C4 Site Services in the amount of \$16,479.00 to add drainage to Caruthers Lane due to substantial ponding.

Councilmember Cowell made a motion approve the proposal from C4 Site Services in the amount of \$16,479.00 to add drainage to Caruthers Lane due to substantial ponding. Councilmember Spalding seconded the motion and the motion carried unanimously.

3. Discussion and possible action to accept the resignation of Ken Spalding, Councilmember Position No. 3.

Councilmember Sapien made a motion accept the resignation of Ken Spalding, Councilmember Position No. 3. Councilmember Marks seconded the motion and the motion carried unanimously.

- H. EXECUTIVE SESSION It is anticipated that all, or a portion of the discussion of the following items, if any, will be conducted in closed executive session under authority of the Texas Open Meetings Act. However, no action will be taken on these items until the City Council reconvenes in open session.

Council convened into Executive Session at 6:21 p.m. in accordance with Section 551.074 of the Texas Government Code.

- I. RECONVENE into Open Session and consider action, if any, on items discussed in Executive Session.

Council reconvened into open session at 6:46 p.m.

No action was taken regarding this matter.

- J. ADJOURNMENT

At 6:46 p.m., A motion was made and seconded to adjourn and the motion carried unanimously. The meeting adjourned at 7:17 p.m.

These minutes were approved on the ____ day of November 2021.

Jim Pappas, Mayor

ATTEST:

Tom Fullen, City Administrator
Acting City Secretary



Vendor Number	Vendor Name	Payment Date	Payment Type	Discount Amount	Payment Amount	Number
Bank Code: AP POOLED-AP POOLED						
000774	Adam Voyles	10/01/2021	Regular	0.00	300.00	32847
000859	ADS Custom Signs	10/01/2021	Regular	0.00	8,392.50	32848
0647	Aflac Worldwide Headquarters	10/01/2021	Regular	0.00	358.80	32849
000866	Angel Brothers Enterprises Ltd	10/01/2021	Regular	0.00	420,157.66	32850
0005	AT&T (5414)	10/01/2021	Regular	0.00	716.70	32851
000717	Capital One Trade Credit	10/01/2021	Regular	0.00	520.95	32852
0045	CARMEN KNEZEAK	10/01/2021	Regular	0.00	1,050.00	32853
0010	CENTERPOINT ENERGY	10/01/2021	Regular	0.00	29.81	32854
0228	CITY OF BUNKER HILL VILLAGE	10/01/2021	Regular	0.00	553.69	32855
0013	COWBOY TRUCKING INC	10/01/2021	Regular	0.00	272.00	32856
000867	Edwin A Ulloa	10/01/2021	Regular	0.00	183.00	32857
000796	Engie Resources	10/01/2021	Regular	0.00	36.66	32858
000796	Engie Resources	10/01/2021	Regular	0.00	4,176.29	32859
000796	Engie Resources	10/01/2021	Regular	0.00	4.90	32860
0150	GARY B MADDOX	10/01/2021	Regular	0.00	500.00	32861
0023	GORMAN UNIFORM SERVICE	10/01/2021	Regular	0.00	105.18	32862
0052	MEMORIAL VILLAGES POLICE DEPT - MAIN	10/01/2021	Regular	0.00	4,250.00	32863
0052	MEMORIAL VILLAGES POLICE DEPT - MAIN	10/01/2021	Regular	0.00	164,998.00	32864
0053	MEMORIAL VILLAGES WATER AUTHORITY	10/01/2021	Regular	0.00	5,105.28	32865
0065	OFFICE DEPOT CREDIT PLAN	10/01/2021	Regular	0.00	113.87	32866
0066	OLSON & OLSON LLP	10/01/2021	Regular	0.00	4,430.00	32867
0434	SHERRY L. LOTT	10/01/2021	Regular	0.00	475.00	32868
0103	TEXAS MUNICIPAL RETIREMENT SYSTEM - TMRS	10/01/2021	Regular	0.00	11,180.09	32869
0105	VILLAGE FIRE DEPARTMENT	10/01/2021	Regular	0.00	129,074.36	32870
0107	VILLAGES MUTUAL INSURANCE COOPERATIVE	10/01/2021	Regular	0.00	8,681.56	32871
0005	AT&T (5414)	10/15/2021	Regular	0.00	420.45	32872
000815	BBG Consulting, Inc.	10/15/2021	Regular	0.00	4,760.00	32873
000864	Best Best & Krieger LLP	10/15/2021	Regular	0.00	3,227.00	32874
0628	BRADFORD GENE HENDRICKS	10/15/2021	Regular	0.00	1,015.00	32875
0045	CARMEN KNEZEAK	10/15/2021	Regular	0.00	1,085.00	32876
0445	CENTURY CONCRETE CONSTRUCTION INC	10/15/2021	Regular	0.00	28,365.00	32877
000775	CityLynx, Inc.	10/15/2021	Regular	0.00	2,707.50	32878
0012	COBB FENDLEY	10/15/2021	Regular	0.00	41,885.43	32879
000865	DEX Imaging	10/15/2021	Regular	0.00	1,658.25	32880
0018	END-O-PEST	10/15/2021	Regular	0.00	135.00	32881
000796	Engie Resources	10/15/2021	Regular	0.00	277.57	32882
0023	GORMAN UNIFORM SERVICE	10/15/2021	Regular	0.00	105.18	32883
0537	Green For Life	10/15/2021	Regular	0.00	42,769.42	32884
000744	Gulf Coast Government Finance Officers Associati	10/15/2021	Regular	0.00	25.00	32885
0030	HARRIS COUNTY MAYORS' & COUNCILS' ASSOCIA	10/15/2021	Regular	0.00	40.00	32886
0035	HOUSTON CHRONICLE	10/15/2021	Regular	0.00	845.90	32887
0662	Jackie Delgadillo	10/15/2021	Regular	0.00	39.05	32888
000716	Kirwin Law Firm, PLLC	10/15/2021	Regular	0.00	225.50	32889
0654	Lora Jean D. Lenzsch	10/15/2021	Regular	0.00	1,025.00	32890
0066	OLSON & OLSON LLP	10/15/2021	Regular	0.00	3,208.50	32891
0067	OMNIBASE SERVICES OF TEXAS	10/15/2021	Regular	0.00	268.39	32892
0420	PREMIER TREE SERVICE	10/15/2021	Regular	0.00	1,600.00	32893
0091	STATE COMPTRROLLER	10/15/2021	Regular	0.00	9,059.25	32894
000738	Texas Elite Generators, Inc.	10/15/2021	Regular	0.00	435.00	32895
0104	TEXAS MUNICIPAL LEAGUE	10/15/2021	Regular	0.00	17,661.88	32896
0362	VERIZON WIRELESS	10/15/2021	Regular	0.00	37.99	32897
0530	xlrINT LLC	10/15/2021	Regular	0.00	1,667.50	32898
0638-JS	Payment Remittance Center	10/27/2021	Bank Draft	0.00	1,089.36	DFT0000313
0517-TF	PAYMENT REMITTANCE CENTER	10/27/2021	Bank Draft	0.00	585.87	DFT0000314

Check Report

Date Range: 10/01/2021 - 10/31/2021

Vendor Number	Vendor Name	Payment Date	Payment Type	Discount Amount	Payment Amount	Number
0127-EA	PAYMENT REMITTANCE CENTER	10/27/2021	Bank Draft	0.00	767.56	DFT0000315

Bank Code AP POOLED Summary

Payment Type	Payable Count	Payment Count	Discount	Payment
Regular Checks	65	52	0.00	930,216.06
Manual Checks	0	0	0.00	0.00
Voided Checks	0	0	0.00	0.00
Bank Drafts	3	3	0.00	2,442.79
EFT's	0	0	0.00	0.00
	68	55	0.00	932,658.85

All Bank Codes Check Summary

Payment Type	Payable Count	Payment Count	Discount	Payment
Regular Checks	65	52	0.00	930,216.06
Manual Checks	0	0	0.00	0.00
Voided Checks	0	0	0.00	0.00
Bank Drafts	3	3	0.00	2,442.79
EFT's	0	0	0.00	0.00
	68	55	0.00	932,658.85

Fund Summary

Fund	Name	Period	Amount
999	POOL	10/2021	932,658.85
			932,658.85



Vendor Number	Vendor Name	Payment Date	Payment Type	Discount Amount	Payment Amount	Number
Bank Code: AP POOLED-AP POOLED						
0381	AAA FLEXIBLE PIPE CLEANING	11/01/2021	Regular	0.00	4,015.00	32899
0647	Aflac Worldwide Headquarters	11/01/2021	Regular	0.00	358.80	32900
000869	Antonio Luis Castro Rosa	11/01/2021	Regular	0.00	185.00	32901
0458	AT&T (5019)	11/01/2021	Regular	0.00	714.66	32902
0669	C & D Janitor Service, Inc.	11/01/2021	Regular	0.00	795.86	32903
0045	CARMEN KNEZEAK	11/01/2021	Regular	0.00	918.75	32904
0010	CENTERPOINT ENERGY	11/01/2021	Regular	0.00	28.39	32905
000847	CenterPoint Energy Distribution	11/01/2021	Regular	0.00	16,185.00	32906
0023	GORMAN UNIFORM SERVICE	11/01/2021	Regular	0.00	105.18	32907
0641	Mark E. Easley	11/01/2021	Regular	0.00	300.00	32908
0052	MEMORIAL VILLAGES POLICE DEPT - MAIN	11/01/2021	Regular	0.00	164,998.00	32909
0052	MEMORIAL VILLAGES POLICE DEPT - MAIN	11/01/2021	Regular	0.00	4,250.00	32910
0053	MEMORIAL VILLAGES WATER AUTHORITY	11/01/2021	Regular	0.00	4,045.99	32911
0522	MISTER SWEEPER LP	11/01/2021	Regular	0.00	834.00	32912
000868	Notary Association of Texas, Inc	11/01/2021	Regular	0.00	84.95	32913
0085	SHERWIN-WILLIAMS CO	11/01/2021	Regular	0.00	271.51	32914
0103	TEXAS MUNICIPAL RETIREMENT SYSTEM - TMRS	11/01/2021	Regular	0.00	11,193.72	32915
0624	TRANTEX	11/01/2021	Regular	0.00	205.00	32916
000789	Van Sant Landscape Management	11/01/2021	Regular	0.00	6,456.00	32917
0105	VILLAGE FIRE DEPARTMENT	11/01/2021	Regular	0.00	129,074.36	32918
0107	VILLAGES MUTUAL INSURANCE COOPERATIVE	11/01/2021	Regular	0.00	8,669.07	32919
0530	xlrINT LLC	11/01/2021	Regular	0.00	1,037.17	32920
000774	Adam Voyles	11/15/2021	Regular	0.00	300.00	32921
0005	AT&T (5414)	11/15/2021	Regular	0.00	493.50	32922
000815	BBG Consulting, Inc.	11/15/2021	Regular	0.00	4,400.00	32923
0628	BRADFORD GENE HENDRICKS	11/15/2021	Regular	0.00	1,225.00	32924
0669	C & D Janitor Service, Inc.	11/15/2021	Regular	0.00	795.86	32925
0445	CENTURY CONCRETE CONSTRUCTION INC	11/15/2021	Regular	0.00	5,748.00	32926
0224	CITY OF HEDWIG VILLAGE	11/15/2021	Regular	0.00	358.63	32927
0012	COBB FENDLEY	11/15/2021	Regular	0.00	12,849.54	32928
000796	Engie Resources	11/15/2021	Regular	0.00	4,092.56	32929
0150	GARY B MADDOX	11/15/2021	Regular	0.00	500.00	32930
0023	GORMAN UNIFORM SERVICE	11/15/2021	Regular	0.00	52.59	32931
0537	Green For Life	11/15/2021	Regular	0.00	42,769.42	32932
0035	HOUSTON CHRONICLE	11/15/2021	Regular	0.00	964.08	32933
0662	Jackie Delgadillo	11/15/2021	Regular	0.00	162.10	32934
000754	Jessica Hubertus	11/15/2021	Regular	0.00	132.38	32935
000716	Kirwin Law Firm, PLLC	11/15/2021	Regular	0.00	471.50	32936
000870	Lone Star Solar Screens	11/15/2021	Regular	0.00	189.00	32937
0654	Lora Jean D. Lenzsch	11/15/2021	Regular	0.00	2,050.00	32938
000715	Newton Nurseries West	11/15/2021	Regular	0.00	558.97	32939
0065	OFFICE DEPOT CREDIT PLAN	11/15/2021	Regular	0.00	471.67	32940
000726	Pitney Bowes (Purchase Power)	11/15/2021	Regular	0.00	208.99	32941
0434	SHERRY L. LOTT	11/15/2021	Regular	0.00	475.00	32942
0085	SHERWIN-WILLIAMS CO	11/15/2021	Regular	0.00	42.94	32943
000776	Texas Court Clerk Association	11/15/2021	Regular	0.00	55.00	32944
000789	Van Sant Landscape Management	11/15/2021	Regular	0.00	3,628.00	32945
0530	xlrINT LLC	11/15/2021	Regular	0.00	442.50	32946
0517-TF	PAYMENT REMITTANCE CENTER	11/27/2021	Bank Draft	0.00	3,884.11	DFT0000316
0638-JS	Payment Remittance Center	11/27/2021	Bank Draft	0.00	1,271.28	DFT0000317

Check Report

Date Range: 11/01/2021 - 11/30/2021

Vendor Number	Vendor Name	Payment Date	Payment Type	Discount Amount	Payment Amount	Number
0127-EA	PAYMENT REMITTANCE CENTER	11/27/2021	Bank Draft	0.00	782.14	DFT0000318

Bank Code AP POOLED Summary

Payment Type	Payable Count	Payment Count	Discount	Payment
Regular Checks	59	48	0.00	438,163.64
Manual Checks	0	0	0.00	0.00
Voided Checks	0	0	0.00	0.00
Bank Drafts	3	3	0.00	5,937.53
EFT's	0	0	0.00	0.00
	62	51	0.00	444,101.17

All Bank Codes Check Summary

Payment Type	Payable Count	Payment Count	Discount	Payment
Regular Checks	59	48	0.00	438,163.64
Manual Checks	0	0	0.00	0.00
Voided Checks	0	0	0.00	0.00
Bank Drafts	3	3	0.00	5,937.53
EFT's	0	0	0.00	0.00
	62	51	0.00	444,101.17

Fund Summary

Fund	Name	Period	Amount
999	POOL	11/2021	444,101.17
			444,101.17

**CITY OF HUNTERS CREEK VILLAGE
QUARTERLY INVESTMENT REPORT
QUARTER ENDING SEPTEMBER 30, 2021**

Account Description	Beginning Bank Balance 7/1/2021	Interest Earned 7/1/21-9/30/21	Deposits 7/1/21-9/30/21	Withdrawal 7/1/21-9/30/21	Cash In Transit	Outstanding Checks	Ending Book/Market Value Balance 9/30/2021	% of Total Funds	Average Interest Rate	Maturity	3-month Average Collateral
Wells Fargo											
Disbursement	\$390,075.76	\$237.61	\$2,185,764.24	\$2,051,700.25	\$0.00	\$134,873.36	\$389,504.00	4.63%	0.16	Immediate	
Public Funds	\$8,496,361.82	\$3,234.96	\$1,274,391.23	\$1,742,241.20	\$0.00	\$0.00	\$8,031,746.81	95.37%	0.16	Immediate	
Texas Class	\$0.00	\$0.00	\$0.00	\$0.00	\$0.00	\$0.00	\$0.00	0.00%	0.00	Immediate	
Tex Pool	\$0.00	\$0.00	\$0.00	\$0.00	\$0.00	\$0.00	\$0.00	0.00%	0.00	Immediate	
Total Accounts	\$8,886,437.58	\$3,472.57	\$3,460,155.47	\$3,793,941.45	\$0.00	\$134,873.36	\$8,421,250.81	100.00%	0.08		\$8,469,170.01

The investment report for the 3rd quarter of 2021 is in compliance with the City of Hunters Creek Village's investment policy as well as in compliance with the provisions of Chapter 2256 of the Texas Local Government Code, as required by the Public Funds Investment Act.

Reviewed and Approved by:

James S. Pappas
Mayor
Dated:

Prepared by:

Tom Fullen
City Administrator and Investment Officer
Dated: Oct. 16, 2021

November 19, 2021

Mr. Tom Fullen, City Administrator
City of Hunters Creek Village
1 Hunters Creek Place
Houston, Texas 77024

Re: Agreement with Harris County and the City of Hunters Creek Village

Dear Mr. Fullen,

The agreement to House, support, maintain, and confine prisoners in Harris County Jails, expires on December 31, 2021. If you will renew the contract under the same terms and conditions, with no increase in pricing, please advise the Purchasing Department in writing ASAP. You may respond by fax 713-755-6695 or by email to: TALIYAH.MAYNUS@pur.hctx.net.

If you have any questions, please call me at (713) 274-4438.

Sincerely,

Taliyah Maynus

Taliyah Manus
Buyer

ERB

City of Hunters Creek Village will renew the contract under the same terms and conditions with no increase in pricing for the term January 1, 2022 through December 31, 2022.

Signature Date

Printed Name



**CITY OF HUNTERS CREEK VILLAGE
AGENDA DISCUSSION FORM**

AGENDA DATE: December 7, 2021
AGENDA SUBJECT: Discussion and possible action to approve Change Order #3 to the contract with Angel Brothers Enterprises, LTD. - (Close Out) in the amount of (\$80,674.20) for the Beinhorn Road Reconstruction Project.

EXHIBITS: Close Out Change Order #3

Change Order #3

DATE OF ISSUANCE:	November 3, 2021	EFFECTIVE DATE:	November 3, 2021
PROJECT:	Beinhorn Road Reconstruction	CONTRACTOR:	Angel Brothers Enterprises, Ltd.
OWNER:	City of Hunters Creek Village	ADDRESS:	3003 Kilgore Parkway Baytown, TX 77523
ADDRESS:	#1 Hunters Creek Place Houston, Texas 77024		

DESCRIPTION OF CHANGES

Scope: Quantity Balancing Change Order
 Justification:
 Amount: -\$80,674.20
 Days: 0

EXECUTIVE SUMMARY

CONTRACT PRICE SUMMARY

Original Contract Price	\$	530,410.70
Previous Change Orders	\$	27,198.75
This Change Order	\$	(80,674.20)
Revised Contract Price	\$	476,935.25

CONTRACT TIME SUMMARY

		DATE
Original Contract Time Substantial Completion	60	October 26, 2021
Previous Change Orders	0	
This Change Order	0	
Revised Contract Time	60	October 26, 2021
Original Contract Time Final Completion	75	November 10, 2021
Previous Change Orders	0	
This Change Order	0	
Revised Contract Time	75	November 10, 2021

Submitted by:

By:			
	Print Name	Signature	Date

Angel Brothers Enterprises, Ltd.

Recommended by:

By:	Grant Duke		11/4/21
	Print Name	Signature	Date

Cobb, Fendley & Associates, Inc.

Approved:

By:			
	Print Name	Signature	Date

City of Hunters Creek Village

										Change Order No. 3			
Item No.	Item Description	Unit	QTY	Unit Price	Extended Price	Revised Unit QTY	Revised Unit Price	Price Difference					
SECTION 1 - BASE UNIT ITEMS													
4	Tru-Bln 70-30 Material	TON	315	\$ 160.00	\$ 50,400.00	220.92	\$ 160.00	\$ (15,052.80)					
5	2-Inch Thick Type D HMAC Overlay	TON	1,375	\$ 105.00	\$ 144,375.00	1,418.14	\$ 105.00	\$ 4,529.70					
6	Recycled Crushed concrete base, placed, graded and compacted	TON	200	\$ 50.00	\$ 10,000.00	0.00	\$ 5.00	\$ (10,000.00)					
10	Overlay driveways and transitions 2-inches thick	SY	1066	\$ 20.00	\$ 21,320.00	1,082.00	\$ 20.00	\$ 320.00					
12	2-Inch Type D HMAC Overlay (Wade Hampton Drive)	TON	321	\$ 105.00	\$ 33,705.00	330.50	\$ 105.00	\$ 997.50					
13	4-inch white stripe (Thermoplastic)	LF	10,200	\$ 0.60	\$ 6,120.00	9,231.00	\$ 0.60	\$ (581.40)					
14	4-inch yellow stripe (Thermoplastic)	LF	10,200	\$ 0.60	\$ 6,120.00	8,952.00	\$ 0.60	\$ (748.80)					
15	6-inch white stripe (Thermoplastic)	LF	200	\$ 0.85	\$ 170.00	296.00	\$ 0.85	\$ 81.60					
16	12-inch white stripe (Thermoplastic)	LF	945	\$ 2.50	\$ 2,362.50	869.00	\$ 2.50	\$ (190.00)					
17	24-inch white stripe (Thermoplastic)	LF	240	\$ 5.00	\$ 1,200.00	141.00	\$ 5.00	\$ (495.00)					
18	ReflectORIZED Pavement Markers (Yellow Ty-A-A)	EA	450	\$ 4.50	\$ 2,025.00	230.00	\$ 4.50	\$ (990.00)					
19	Preformed Pavement Marking - Arrow	EA	4	\$ 280.00	\$ 1,120.00	5.00	\$ 280.00	\$ 280.00					
SECTION 2 - EXTRA WORK ITEMS													
21	Remove existing concrete driveway, including sawcutting and disposal	SF	1,000	\$ 10.00	\$ 10,000.00	0.00	\$ 10.00	\$ (10,000.00)					
22	6-inch Reinforced Concrete Driveway	SF	1,000	\$ 9.00	\$ 9,000.00	0.00	\$ 9.00	\$ (9,000.00)					
23	Cement Stabilized Sand for Base Material (6" Min)	SY	500	\$ 19.00	\$ 9,500.00	0.00	\$ 19.00	\$ (9,500.00)					
24	Sodding (CO #1)	SY	2,522	\$ 5.50	\$ 13,871.00	1,572.00	\$ 5.50	\$ (5,225.00)					
25	Recycled Crushed concrete base, placed, graded and compacted	TON	50	\$ 50.00	\$ 2,500.00	0.00	\$ 50.00	\$ (2,500.00)					
26	5-foot wide concrete sidewalk	SF	1,000	\$ 9.00	\$ 9,000.00	0.00	\$ 9.00	\$ (9,000.00)					
27	Provide Vehicular Accessibility to Driveway with Steel Plate (per driveway, as directed by Engineer)	EA	8	\$ 450.00	\$ 3,600.00	0.00	\$ 450.00	\$ (3,600.00)					
SECTION 3 - BONUS AND ALLOWANCE													
29	Allowance for Extra Traffic Control Devices (as directed by Engineer, cost +15%)	SF	1	\$ 10,000.00	\$ 10,000.00	0.00	\$ 10,000.00	\$ (10,000.00)					

TOTAL ORIGINAL CONTRACT = \$ 530,410.70
TOTAL CHANGE ORDER 1 = \$ 25,598.75
TOTAL CHANGE ORDER 2 = \$ 1,600.00
TOTAL CHANGE ORDER 3 = \$ (80,674.20)
TOTAL CHANGE ORDER 4 = \$ -

REVISED CONTRACT AMOUNT = \$ 476,935.25



**CITY OF HUNTERS CREEK VILLAGE
AGENDA DISCUSSION FORM**

AGENDA DATE: December 7, 2021
AGENDA SUBJECT: Discussion and possible action to approve the Memorial Villages Police Department Budget Amendment for FY2022 to increase the employer contribution of dependent health coverage from 50 percent to 75 percent.

EXHIBITS: FY 2022 Budget Amendment Request



TO: Council Members of the City of Bunker Hill Village
Council Members of the City of Hunter's Creek Village
Council Members of the City of Piney Point Village

FROM: Raymond Schultz, Chief of Police

DATE: November 9, 2021

SUBJECT: FY 2022 Budget Amendment Request

Synopsis:

Request to amend the FY22 budget to increase the employer contribution of dependent health coverage from 50 percent to 75 percent.

Budget Impact:

It is estimated that providing the increased coverage will increase the FY 2022 budgetary need by \$60,000.

Discussion:

The Board of Police Commissioners approved increasing the employer contribution of dependent health coverage from 50 percent to 75 percent to mirror coverage offered to employees of Village Fire Department. It is estimated that if the current rate of coverage increases by 15% during the bidding process conducted in January 2022, it will have a budgetary impact of \$60,000.

Recommendation:

Staff recommends that we move forward with increasing the FY 2022 Adopted budget by \$60,000, resulting in additional \$20,000 appropriation from each Village. Any surplus determined after the completion of the annual audit will be returned to the respective Villages.

Memorial Villages Police Department

FY22 ADOPTED BUDGET

GENERAL FUND		
Acct. No	Category	2022 ADOPTED
100		
100	Salaries	3,785,751
110	Overtime	125,000
115	Court/Bailiff	10,000
120	Retirement	459,268
125	475b contribution	62,870
130	Health Insurance	565,314
140	Workers Compensation - TML	75,000
150	Life/LTD	21,982
160	Medicare	56,911
	TOTAL PERSONNEL/BENEFITS	5,162,098
200		
	TML INTERGOVERNMENTAL RISK POOL	
200	Auto	27,500
210	General Liability	400
220	Public Official Bond	900
230	Professional Liability	21,000
240	Real & Personal Property	9,600
	TOTAL OTHER INSURANCE	59,400
300		
300	Gas and Oil	81,000
310	Fleet maintenance	40,000
320	Tires	7,000
	Damage Repair	10,000
	TOTAL FLEET MAINTENANCE	138,000
400		
400	General/Building Maintenance	30,000
410	Janitorial Services	21,000
420	Jail	1,000
430	Building Furnishings	15,000
	TOTAL BUILDING	67,000
500		
500	Computers	13,000
510	Postage/postage machine	1,300
520	Office Supplies	15,000
530	Bank/Finance Service Chgs	550
540	Payroll Services	17,900
	TOTAL OFFICE	47,750

Memorial Villages Police Department

FY22 ADOPTED BUDGET

600		
600	Telephone	40,606
610	Electric	20,000
620	Water/Sewer	5,500
630	Natural Gas	600
	TOTAL UTILITIES	66,706
700		
700	Equipment Maint. Contracts	135,950
710	SETCIC fees	3,600
720	Legal/Professional	80,660
730	IT Services	102,050
740	Software Maintenance Contracts	59,200
	TOTAL CONTRACTS/SERVICES	381,460
800		
800	Accreditation	1,200
810	Uniforms	30,500
820	Radio parts and labor	33,036
830	Firearms Trng and Ammo	6,500
	Tasers	15,000

GENERAL FUND CONTINUED

Acct. No	Category	2022 ADOPTED
840	Training & Prof. Dues	58,000
850	<i>Travel</i>	7,000
860	<i>Recruiting Costs</i>	5,000
870	Criminal Investigations (CID)	3,500
880	Contingency - Miscellaneous	25,000
892	Small Equipment	14,100
	COVID expenditures	
	TOTAL OPERATIONS	198,836
	TOTAL M&O	6,121,250

OTHER FUNDS

Acct. No	Category	2022 ADOPTED
1000		
1000	Auto Replacement	160,000
	Rifle Locking System	
	AEDs	
	TOTAL VEHICLE REPLACEMENT	160,000

Memorial Villages Police Department

FY22 ADOPTED BUDGET

2000		
2880	Capital Projects Contingency	
	Radar message board	
	12TB Dato and Replacement Server	18,000
	TOTAL SPECIALCAPITAL ASSETS	18,000
	TOTAL OTHER FUNDS	178,000
	Category	2022 ADOPTED
	GENERAL FUND	6,121,250
	OTHER FUNDS	178,000
	COMBINED TOTALS	6,299,250

Memorial Villages Police Department

FY22 AMENDMENT PROPOSAL

GENERAL FUND		
Acct. No	Category	2022 AMENDED REQUEST
100		
100	Salaries	3,785,751
110	Overtime	125,000
115	Court/Bailiff	10,000
120	Retirement	459,268
125	475b contribution	62,870
130	Health Insurance	625,314
140	Workers Compensation - TML	75,000
150	Life/LTD	21,982
160	Medicare	56,911
	TOTAL PERSONNEL/BENEFITS	5,222,098
200		
	TML INTERGOVERNMENTAL RISK POOL	
200	Auto	27,500
210	General Liability	400
220	Public Official Bond	900
230	Professional Liability	21,000
240	Real & Personal Property	9,600
	TOTAL OTHER INSURANCE	59,400
300		
300	Gas and Oil	81,000
310	Fleet maintenance	40,000
320	Tires	7,000
	Damage Repair	10,000
	TOTAL FLEET MAINTENANCE	138,000
400		
400	General/Building Maintenance	30,000
410	Janitorial Services	21,000
420	Jail	1,000
430	Building Furnishings	15,000
	TOTAL BUILDING	67,000
500		
500	Computers	13,000
510	Postage/postage machine	1,300
520	Office Supplies	15,000
530	Bank/Finance Service Chgs	550
540	Payroll Services	17,900
	TOTAL OFFICE	47,750

Memorial Villages Police Department

FY22 AMENDMENT PROPOSAL

600		
600	Telephone	40,606
610	Electric	20,000
620	Water/Sewer	5,500
630	Natural Gas	600
	TOTAL UTILITIES	66,706
700		
700	Equipment Maint. Contracts	135,950
710	SETCIC fees	3,600
720	Legal/Professional	80,660
730	IT Services	102,050
740	Software Maintenance Contracts	59,200
	TOTAL CONTRACTS/SERVICES	381,460
800		
800	Accreditation	1,200
810	Uniforms	30,500
820	Radio parts and labor	33,036
830	Firearms Trng and Ammo	6,500
	Tasers	15,000

GENERAL FUND CONTINUED

Acct. No	Category	2022 AMENDED REQUEST
840	Training & Prof. Dues	58,000
850	<i>Travel</i>	7,000
860	<i>Recruiting Costs</i>	5,000
870	Criminal Investigations (CID)	3,500
880	Contingency - Miscellaneous	25,000
892	Small Equipment	14,100
	COVID expenditures	
	TOTAL OPERATIONS	198,836
	TOTAL M&O	6,181,250

OTHER FUNDS

Acct. No	Category	2022 AMENDED REQUEST
1000		
1000	Auto Replacement	160,000
	Rifle Locking System	
	AEDs	
	TOTAL VEHICLE REPLACEMENT	160,000

Memorial Villages Police Department

FY22 AMENDMENT PROPOSAL

2000		
2880	Capital Projects Contingency	
	Radar message board	
	12TB Dato and Replacement Server	18,000
	TOTAL SPECIALCAPITAL ASSETS	18,000
	TOTAL OTHER FUNDS	178,000
Category		2022 AMENDED REQUEST
	GENERAL FUND	6,181,250
	OTHER FUNDS	178,000
	COMBINED TOTALS	6,359,250



FY22 Budget Amendment

Requesting an amendment to the FY22 of \$60,000 to line item 130 (Health Insurance)

- This will allow the department to provide healthcare using an HSA Health Plan at a 75/25 coverage cost split of the dependent premiums with the employee
- Align our benefit options similar to neighboring sister agencies
- Allow the MVPD to remain competitive with other agencies in hiring and retention of employees
- Address one of the top concerns of employees and their families – The cost of Healthcare

Note: It is projected that MVPD will return approximately \$274,000 to the cities for the current fiscal year.



**CITY OF HUNTERS CREEK VILLAGE
AGENDA DISCUSSION FORM**

AGENDA DATE: December 7, 2021
AGENDA SUBJECT: Discussion and possible action to accept the recommendation from the Village Mutual Insurance Group for the employees' medical, dental, vision, Life/AD&D, and long-term disability insurance coverage for 2022.

EXHIBITS: Recommendation for Plan Year 2022

MEMORANDUM

TO: Honorable Tom Jinks, Mayor, City of Hedwig Village Honorable Jimmy Pappas, Mayor, City of Hunters Creek Village Honorable Marcus Vajdos, Mayor, City of Spring Valley Village Honorable Russell Herron, Mayor, City of Hilshire Village
Mr. Jay Carlton, Chair, Village Fire Department
Mr. Gary Schenk, President, Memorial Villages Water Authority

FROM: Ray Thomas, Chair, Villages Mutual Insurance Group

CC: Villages Mutual Insurance Group Board
Members' City/Board Secretaries

DATE: October 29, 2021

SUBJECT: Board Recommendation for Plan Year 2022 Insurance Carriers

The Board Members of the Villages Mutual Insurance Group ("VMIG") met on Tuesday, October 19, 2021, to review and discuss the renewal proposal submitted by Blue Cross/Blue Shield ("BCBS"), as well as renewal proposals from Guardian Dental, Superior Vision, and Lincoln National Life.

The renewal proposals from Guardian Dental (dental coverage), Superior Vision (vision coverage), and Lincoln National Life (Life/AD&D and LTD) included no rate increases for Plan Year 2022. Therefore, the Board accepted the renewal proposals from these three providers without any changes.

Regarding medical coverage, for Plan Year 2021, the Board had switched carriers from UnitedHealthcare (which had proposed a 16% rate increase) to BCBS. BCBS agreed to an increase of 1.5% for 2021, with a rate increase renewal cap of 9.9% for 2022.

After recent negotiations based on a slightly improving 2021 loss ratio for our Group and the large volume of business that our consultant Gallagher has with BCBS, the Board accepted a 5.0% increase from BCBS for 2022. The BCBS renewal offers three different plans for our Members that are the same as our existing plans, with an improved network of medical providers. Most Members seem to be satisfied with BCBS.

MEMORANDUM

Therefore, the Board's recommendation for Plan Year 2022 is as follows:

Type of Insurance	Carrier
Medical	Blue Cross/Blue Shield
Dental	Guardian Dental
Vision	Superior Vision
Life/AD&D	Lincoln National Life
Long-Term Disability	Lincoln National Life
Supplemental Life	Lincoln National Life

Please place the above-recommended types of insurance and carriers on your Council or Board Agendas as soon as possible in November for consideration and advise us in writing of your Council's or Board's action.

If you have any questions, please feel free to contact Patti Torres at Village Fire Department at (713)468- 7941 .



MEMORIAL VILLAGES WATER AUTHORITY

8955 GAYLORD DRIVE, HOUSTON, TEXAS 77024-2903

PH: 713-465-8318

FAX: 713-465-8387

November 3, 2021

The Honorable Tom Jinks, Mayor
City of Hedwig Village
955 Piney Point Road
Houston, Texas 77024

The Honorable Marcus Vajdos, Mayor
City of Spring Valley
1025 Campbell Road
Houston, Texas 77055

The Honorable Jimmy Pappas, Mayor
City of Hunters Creek Village
#1 Hunters Creek Place
Houston, Texas 77024

Mr. Jay Carlton, Chair
Village Fire Department
901 Corbindale Road
Houston, Texas 77024

Re: 2022 Insurance Carriers for the Villages Mutual Insurance Group

The Board of Supervisors of Memorial Villages Water Authority approved the recommendations made by the Villages Mutual Insurance Group Board for the Medical, Vision, Dental, Life/AD&D, Long Term Disability and Supplemental Life Insurance carriers for the period January 1, 2022 through December 31, 2022. This official action was taken at the regular Board meeting held on the 2nd day of November 2021.

Sincerely,

A handwritten signature in blue ink, appearing to read "Trey Cantu".

Trey Cantu
General Manager

Cc: Patti Torres, Administrator, VFD



Village Mutual Insurance Group PY 2022 Renewal Presentation

October 25, 2021

93

© 2018 ARTHUR J. GALLAGHER & CO. | AJG.COM



Gallagher

Insurance | Risk Management | Consulting

All information contained herein is subject to the disclosures and disclaimers at the end of this presentation



Gallagher

Insurance | Risk Management | Consulting

Executive Summary

- Plan year 2021: engaged RFPs securing a 1.9% increase with a 9.9% premium rate cap on plan year 2022
- Average premium increase 3.3% over the most recent (12) renewal plan years
- Gold standard ACA plans
- Final plan year 2022 renewal stands at 5% increase which is less than the 9.9% rate cap noted above
- Plan year 2022 renewal under consideration is below budget
- Group ancillary Life, Dental, Disability and Vision plans for upcoming plan year 2022 renewal; **NO** increase



Health Plan Memorandum

Group Medical Plans (VMIG offers 3 different Medical plans)

The Village Mutual Insurance Group (VMIG) Medical/RX Plan has contracted with BCBSTX since 1/1/2021 this year. The group enjoyed a 1.9% increase for PY 2021 after engaging a comprehensive RFP process in Q4 2021.

BCBSTX was awarded the contract for 1/1/2021, leaving United Healthcare.

The VMIG secured a 9.9% premium rate cap for PY 2022 but negotiated a 5% increase effective 1/1/2022.



Ancillary Plans Memorandum

Group Ancillary Coverage

The VMIG received NO increase% renewals from:

- Guardian Life (Dental)
- Lincoln Financial Group (Life and Disability)
- Superior Vision (Vision)

The VMIG board has unanimously recommended for each governance authority to approve the plan year 2021 ancillary contracts to the above mentioned Carriers, effective January 1, 2021.



Gallagher

Insurance | Risk Management | Consulting

2022 BCBSTX Medical Plan Renewal Analysis



Medical Analysis

CURRENT - PY 2021

RENEWAL - PY 2022

Carrier	BCBSTX - PPO MTBCO011	BCBSTX - PPO MTBCP014	BCBSTX - Essential MTBEE011 - HMO	BCBSTX - PPO MTBCO011	BCBSTX - PPO MTBCP014	BCBSTX - Essential MTBEE011 - HMO		
Individual Annual Deductible	\$1,000	\$1,500	\$1,000	\$1,000	\$1,500	\$1,000		
Family Annual Deductible	\$3,000	\$4,500	\$3,000	\$3,000	\$4,500	\$3,000		
Co-insurance	20%	20%	20%	20%	20%	20%		
Individual Out of Pocket Maximum	\$4,000	\$4,500	\$4,000	\$4,000	\$4,500	\$4,000		
Family Out of Pocket Maximum	\$12,000	\$13,500	\$12,000	\$12,000	\$13,500	\$12,000		
PCP Visit Copay	\$30	\$35	\$30	\$30	\$35	\$30		
Specialist Copay	\$60	\$70	\$60	\$60	\$70	\$60		
TeleHealth Copay	\$0	\$0	\$0	\$0	\$0	\$0		
Routine Lab/Imaging								
• Billed by Physician	100%	100%	Ded +20%	100%	100%	Ded +20%		
• Free Standing	100%	100%	Ded +20%	100%	100%	Ded +20%		
• Out Patient Hospital Facility	100%	100%	Ded +20%	100%	100%	Ded +20%		
Emergency Room								
• Facility	\$500 + Ded + 20%	\$500 + Ded + 20%	\$500 + Ded + 20%	\$500 + Ded + 20%	\$500 + Ded + 20%	\$500 + Ded + 20%		
• Physician	Ded + 20%	Ded + 20%	Ded + 20%	Ded + 20%	Ded + 20%	Ded + 20%		
• Urgent Care Copay	\$75	\$75	\$75	\$75	\$75	\$75		
Rx Out of Pocket Max	N/A	N/A	N/A	N/A	N/A	N/A		
• Copays	\$0/\$10/\$50/\$100/\$150/\$200/\$250/\$300/\$350/\$400/\$450/\$500/\$550/\$600/\$650/\$700/\$750/\$800/\$850/\$900/\$950/\$1,000/\$1,050/\$1,100/\$1,150/\$1,200/\$1,250/\$1,300/\$1,350/\$1,400/\$1,450/\$1,500	\$0/\$10/\$50/\$100/\$150/\$200/\$250/\$300/\$350/\$400/\$450/\$500/\$550/\$600/\$650/\$700/\$750/\$800/\$850/\$900/\$950/\$1,000/\$1,050/\$1,100/\$1,150/\$1,200/\$1,250/\$1,300/\$1,350/\$1,400/\$1,450/\$1,500	\$0/\$10/\$50/\$100/\$150/\$200/\$250/\$300/\$350/\$400/\$450/\$500/\$550/\$600/\$650/\$700/\$750/\$800/\$850/\$900/\$950/\$1,000/\$1,050/\$1,100/\$1,150/\$1,200/\$1,250/\$1,300/\$1,350/\$1,400/\$1,450/\$1,500	\$0/\$10/\$50/\$100/\$150/\$200/\$250/\$300/\$350/\$400/\$450/\$500/\$550/\$600/\$650/\$700/\$750/\$800/\$850/\$900/\$950/\$1,000/\$1,050/\$1,100/\$1,150/\$1,200/\$1,250/\$1,300/\$1,350/\$1,400/\$1,450/\$1,500	\$0/\$10/\$50/\$100/\$150/\$200/\$250/\$300/\$350/\$400/\$450/\$500/\$550/\$600/\$650/\$700/\$750/\$800/\$850/\$900/\$950/\$1,000/\$1,050/\$1,100/\$1,150/\$1,200/\$1,250/\$1,300/\$1,350/\$1,400/\$1,450/\$1,500	\$0/\$10/\$50/\$100/\$150/\$200/\$250/\$300/\$350/\$400/\$450/\$500/\$550/\$600/\$650/\$700/\$750/\$800/\$850/\$900/\$950/\$1,000/\$1,050/\$1,100/\$1,150/\$1,200/\$1,250/\$1,300/\$1,350/\$1,400/\$1,450/\$1,500	\$0/\$10/\$50/\$100/\$150/\$200/\$250/\$300/\$350/\$400/\$450/\$500/\$550/\$600/\$650/\$700/\$750/\$800/\$850/\$900/\$950/\$1,000/\$1,050/\$1,100/\$1,150/\$1,200/\$1,250/\$1,300/\$1,350/\$1,400/\$1,450/\$1,500	
• Mail Order	3X	3X	3X	3X	3X	3X		
• Speciality								
Generic Push/Step Therapy/Prior Auth	Yes	Yes	Yes	Yes	Yes	Yes		
Rates	Proposed	Proposed	Proposed	Proposed	Proposed	Proposed		
Employee	68	3	2	\$818.48	\$787.63	\$753.24	\$827.01	\$790.90
Employee + Spouse	14	3	1	\$1,882.50	\$1,811.54	\$1,732.45	\$1,902.12	\$1,819.07
Employee + Child(ren)	16	2	1	\$1,473.26	\$1,417.73	\$1,355.83	\$1,488.62	\$1,423.62
Employee + Family	22	6	4	\$2,537.28	\$2,441.65	\$2,335.04	\$2,563.73	\$2,451.79
Monthly Cost	\$161,403.96	\$25,282.87	\$13,934.92	\$169,501.66	\$26,547.01	\$14,631.67	\$318,564.16	\$175,579.99
Annual Cost	\$1,936,847.52	\$303,394.44	\$167,219.04	\$2,034,019.92	\$318,564.16	\$175,579.99	\$2,528,164.07	\$1,423,620.00
Combined Annual Cost		\$2,407,461.00			\$2,528,164.07			
Change from Current		N/A			5.01%			

Dental



Gallagher

Insurance | Risk Management | Consulting

Carrier	Guardian		Guardian		Guardian		
	NAP PX (Buy Up)	PPO VZ (Base)	PPO VZ (Base)	DHMO	Current	Renewal	
Calendar Year Max	\$1,500	\$1,500	\$1,500	N/A			
CY Deductible	\$50 Ind / \$150 Fam	\$50 Ind / \$150 Fam	\$50 Ind / \$150 Fam	N/A			
Ortho Life Max	\$1,000	N/A	N/A	Various Co-Pays			
Preventive Services	100%	100%	100%	Various Co-Pays			
Basic Services	80%	80%	80%	Various Co-Pays			
Major Services	50%	50%	50%	Various Co-Pays			
Orthodontia	50%	N/A	N/A	Various Co-Pays			
Endo & Perio	80%	80%	80%	Various Co-Pays			
Oral Surgery	80%	80%	80%	Various Co-Pays			
Waiting Period							
R & C	Out of Network		Out of Network		Out of Network		
	80th Percentile	80th Percentile	80th Percentile	80th Percentile	80th Percentile	80th Percentile	
Rates	NAP PX	PPO VZ	DHMO	Current	Renewal	Current	Renewal
	26	24	9	\$37.00	\$37.00	\$27.96	\$27.96
Employee	13	7	0	\$73.46	\$73.46	\$55.52	\$55.52
Employee + Spouse	5	3	3	\$96.10	\$96.10	\$65.95	\$65.95
Employee + Child(ren)	12	12	7	\$132.54	\$132.54	\$93.51	\$93.51
Employee + Family				\$3,987.96	\$3,987.96	\$2,379.65	\$2,379.65
Monthly Cost				\$47,855.52	\$47,855.52	\$28,555.80	\$28,555.80
Annual Cost				0.00%	0.00%	0.00%	0.00%
Change from Current							

Vision



Gallagher

Insurance | Risk Management | Consulting

Plan Name	Superior Vision	
	Current	Renewal
Exam/ Materials	\$10/\$25	\$6.40
Frames Allowance	\$150	\$12.80
Single Lenses	Covered in Full	\$14.70
Bi Focal Lenses	Covered in Full	\$22.64
Tri Focal Lenses	Covered in Full	\$1,640.68
Progressive Lenses	Covered at lined Trifocal Level	\$19,688.16
Lenticular Lenses	Covered 100%	0.00%
Polycarbonate Child	Covered 100%	
Polycarbonate Adult	\$33	
Factory Scratch Child	\$17-\$33	
Factory Scratch Adult	\$17-\$33	
Ultraviolet Coat	\$16	
Anti-Reflective Coat	\$43-\$85	
Photochromatic	\$31-\$82	
Elective Contacts Allowance	\$150	
Fitting Exam	\$25/\$50	
Necessary Contacts	Covered in Full	
Frequency	12/12/24	
Out of Network		
Exam Allowance	Up to \$42	
Frames Allowance	Up to \$60	
Single Lenses Allowance	up to \$26	
Bi Focal Lenses Allowance	Up to \$34	
Tri Focal Lenses Allowance	Up to \$50	
Progressive Lenses Allowance	Up to \$50	
Lenticular Lenses	Up to \$100	
Polycarbonate Child	Up to \$210	
Polycarbonate Adult	N/A	
Factory Scratch Child	N/A	
Factory Scratch Adult	N/A	
Ultraviolet Coat	N/A	
Anti-Reflective Coat	N/A	
Photochromatic	N/A	
Elective Contacts Allowance	Up to \$100	
Necessary Contacts Allowance	Up to \$210	
Rates	Current	Renewal
Employee	\$6.40	\$6.40
Employee + Spouse	\$12.80	\$12.80
Employee + Child(ren)	\$14.70	\$14.70
Employee + Family	\$22.64	\$22.64
Monthly Cost	\$1,640.68	\$1,640.68
Annual Cost	\$19,688.16	\$19,688.16
Change from Current		0.00%



Basic Life, Vol Life & LTD

Carrier	Lincoln Current	Carrier Benefits Eligibility	Current Lincoln
Class 1	All Full Time Active Employees working 30 hours week	Class 1 Class 2 Employee Benefit Spouse Benefit Child Benefit - Limiting Age Birth- 14 days 15 days - 6 mos. 6 mos - Limiting Age Employee Guarantee Issue Under age 60 Age 60-69 Spouse Guarantee Issue Under age 60 Age 60-69 Child Guarantee Issue Employee AD&D Benefit Dependent AD&D Benefit Portability	All Full Time Employees working 30 hrs. a wk. Grandfather Participants \$10,000 increments up to 5X Annual Salary 50% of EE age 25 N/A \$1,000 \$10,000 \$100,000 \$10,000 \$20,000 None \$10,000 same as Life same as Life Yes 35% 55% 70%
Benefit Amount	\$50,000	Age 65	Age Reductions
Maximum Benefit	\$50,000	Age 70	35%
Guarantee Issue Limit	\$50,000	Age 75	60%
Conversion and Portability	Included		75%
Rates	Current	Renewal	Current
Life Rate Per \$1000	\$0.210	\$0.210	\$0.47
AD&D Rate Per \$1000	\$0.030	\$0.030	\$0.47
Total Rate Per \$1000	\$0.240	\$0.240	\$0.94
Est. Monthly Volume	\$7,012,500	\$7,012,500	\$851,418.39
Est. Monthly Cost	\$1,683.00	\$1,683.00	\$4,001.67
Est. Annual Cost	\$20,196.00	\$20,196.00	\$48,020.00
Change from Current	0.00%	0.00%	0.00%
Rate Guaranteee Until	1/1/2021	1/1/2021	1/1/2021



Gallagher

Insurance | Risk Management | Consulting

Compensation, AM Best & Disclosures



Compensation - Health

A.M. Best Ratings & Compensation - Health

While GBS does not guarantee the financial viability of any health insurance carrier or market, it is an area we recommend that clients closely scrutinize when selecting a health insurance carrier or HMO. There are a number of rating agencies that can be referred to including, A.M. Best, Fitch, Moody's Standard & Poors and Weiss Ratings (TheStreet.com). Generally, agencies that provide ratings of U.S. Health Insurers, including traditional insurance companies and other managed care (e.g. HMO) organizations, reflects their opinion based on a comprehensive quantitative and qualitative evaluation of a company's financial strength, operating performance and market profile. However, these ratings are not a warranty of an insurer's current or future ability to meet its contractual obligations.

Carrier	Quote Status	Commission/Supplemental Compensation
BCBS UHC	Medical, Rx	
	Proposed	0% / \$7.50 to \$15.00 PEPE
Guardian	Renewal	0% / \$0 to \$54.00 PEPE
	Dental	
Lincoln	Renewal	0% / 0% to 7% of premium
	Vision	
	Rate Guaranteee	0% / 1.5% of premium



Compensation - Non-Health

A.M. Best Ratings & Compensation – Non-Health

Carrier	Status	Life/AD&D	Commission/Supplemental Compensation	AM Best Rating
Lincoln	Rate Guarantee		0% / 1.5% of premium	A+/XV
		LTD		
Lincoln	Rate Guarantee		0% / 1.5% of premium	A+/XV
		Vol Life / AD&D		
Lincoln	Rate Guarantee		0% / 1.5% of premium	A+/XV



AM Best Ratings – Non-Health

A.M. Best Ratings & Compensation - Health

Arthur J. Gallagher & Co. uses A.M. Best & Co.'s rating services to evaluate the financial condition of insurers whose policies we propose to deliver. The rating of the carrier and the year of publication of that rating are indicated. Arthur J. Gallagher & Co. makes no representation and warranties concerning the solvency of any carrier, nor does it make any representation or warranty concerning the rating of the carrier which may change.

Level	Category	Level	Category
A++, A+	Superior	C, C-	Weak
A, A-	Excellent	D	Poor
B++, B+	Good	E	Under Regulatory Supervision
B, B-	Fair	F	In Liquidation
C++, C+	Marginal	S	Rating Suspended

Financial Size Categories	
FSC I	Up to 1,000
FSC II	1,000 to 2,000
FSC III	2,000 to 5,000
FSC IV	5,000 to 10,000
FSC V	10,000 to 25,000
FSC VI	25,000 to 50,000
FSC VI	50,000 to 100,000
FSC VIII	100,000 to 250,000
FSC IX	250,000 to 500,000
FSC X	500,000 to 750,000
FSC XI	750,000 to 1,000,000
FSC XII	1,000,000 to 1,250,000
FSC XIII	1,250,000 to 1,500,000
FSC XIV	1,500,000 to 2,000,000
FSC XV	2,000,000 or more

Best's Insurance Reports, published annually by A.M. Best Company, Inc., presents comprehensive reports on the financial position, history, and transactions of insurance companies operating in the United States and Canada. Companies licensed to do business in the United States are assigned a Best's Rating which attempts to measure the comparative position of the company or association against industry averages.



Disclosures

The intent of this analysis is to provide you with general information regarding the status of, and/or potential concerns related to your current employee benefits environment. It does not necessarily fully address all of your specific issues. It should not be construed as, nor is it intended to provide legal advice. Questions regarding specific issues should be addressed by your general counsel or an attorney who specializes in this practice area.

This analysis is for illustrative purposes and is not a guarantee of future expenses, claims, costs, managed care savings, etc. There are many variables that can affect future health care costs including utilization patterns, catastrophic claims, changes in plan design, health care trend increases, etc. This analysis does not amend, extend, or alter the coverage provided by the actual insurance policies and contracts. Please see your policy or contact us for specific information for further details in this regard.

Network discount analysis is based on a representative basket of 'goods and services' an employer's health plan(s) could expect to see over the course of a year. It is in no way intended to imply a direct correlation to an employer's actual claim experience. This analysis is designed to approximate a differential in reimbursement rates among various networks in order to assess efficiency and does not in any way represent a guarantee of savings.

This proposal is an outline of the coverage proposed by the carrier(s), based on information provided by your company. It does not include all of the terms, coverages, exclusions, limitations, and conditions of the actual contract language. The policies and contracts themselves must be read for those details. Policy forms for your reference will be made available upon request.

This analysis contains a financial cost summary and an outline of key policy provisions. Although cost is an important factor in placing coverage with a stop loss carrier, key policy provisions are also critical to the selection process and they may represent additional financial liability. For example, a stop loss policy that supersedes a client's plan document language could have a negative financial impact on the Plan. Although most stop loss carriers will agree to cover medically necessary and generally accepted practices and procedures, there may be other limitations which should be considered prior to policy acceptance.

GBS and certain of its insurance carrier markets from time to time enter into arrangements providing for additional compensations to be paid to GBS by such carrier generally with respect to the total volume of premium or insurance coverages written through GBS with that carrier (i.e.: all insurance policies with that carrier where GBS is the broker). It is not clear at this time what these fees and/or commissions retained by GBS, GBS affiliates, such as excess and surplus lines brokers, wholesalers, reinsurance intermediaries, and similar parties, may earn and retain commissions and/or fees in the course of providing insurance products.

Commissions include all commissions/fees paid to Gallagher that are attributable to a contract or policy between a plan and an insurance company, or insurance service. This includes indirect fees that are paid to Gallagher paid by a third party, and includes, among other things, the payment of "finders' fees" or other fees to Gallagher for a transaction or service involving the plan. Gallagher companies may receive supplemental compensation referred to in a variety of terms and definitions, such as contingent commissions, additional commissions and supplemental commission.


Consulting and insurance brokerage services to be provided by Gallagher Benefit Services, Inc. and/or its affiliate Gallagher Benefit Services (Canada) Group Inc. Gallagher Benefit Services, Inc., a non-investment firm and wholly owned subsidiary of Arthur J. Gallagher & Co., is a licensed insurance agency that does business in California as "Gallagher Benefit Services of California Insurance Services" and in Massachusetts as "Gallagher Benefit Insurance Services." Securities and Investment Advisory Services may be offered by Gallagher Retirement Services, Inc. and executed through NFP Securities, Inc., Member FINRA/SIPC. Investment advisory services and corresponding named fiduciary services may also be offered through Gallagher Fiduciary Advisors, LLC, a Registered Investment Adviser. Gallagher Fiduciary Advisors, LLC is a single-member, limited-liability company, with Gallagher Benefit Services, Inc. as its single member. Not all individuals of Gallagher and none of Gallagher Fiduciary Advisors, LLC individuals are registered to offer securities or investment advisory services through NFP Securities, Inc. NFP Securities, Inc. is not affiliated with Arthur J. Gallagher & Co., Gallagher Benefit Services, Inc. or Gallagher Fiduciary Advisors, LLC. Neither Arthur J. Gallagher & Co., NFP Securities, Inc., or their affiliates provide accounting, legal, or tax advice.

The Gallagher Way

1. We are a Sales and Marketing Company dedicated to providing excellence in Risk Management Services to our clients.
2. We support one another. We believe in one another. We acknowledge and respect the ability of one another.
3. We push for professional excellence.
4. We can all improve and learn from one another.
5. There are no second-class Citizens – everyone is important and everyone's job is important.
6. We're an open society.
7. Empathy for the other person is not a weakness.
8. Suspicion breeds more suspicion, To trust and be trusted is vital.
9. Leaders need followers. How leaders treat followers has a direct impact on the effectiveness of the leader.
10. Interpersonal business relationships should be built.
11. We all need one another, We are all cogs in a wheel.
12. No department or person is an island.
13. Professional courtesy is expected.
14. Never ask someone to do something you wouldn't do yourself.
15. I consider myself support for our Sales and Marketing. We can't make things happen without each other. We are a team.
16. Loyalty and respect are earned – not dictated.
17. Fear is a turnoff.
18. People skills are very important at Arthur J. Gallagher.
19. We're a very competitive and aggressive Company.
20. We run to problems – not away from them.
21. We adhere to the highest standards of moral and ethical behavior.
22. People work harder and are more effective when they're turned on – not turned off.
23. We are a warm, close Company. This is a strength – not a weakness.
24. We must continue building a professional Company – together – as a team.
25. Shared values can be altered with circumstances – but carefully and with tact and consideration for one another's needs

When accepted Shared Values are changed or challenged, the emotional impact and negative feelings can damage the Company.

- Robert E. Gallagher
May 1984



2019 **WORLD'S MOST**
ETHICAL
COMPANIES[®]
WWW.ETHISPHERE.COM

- 8 years running -

Thank You!

Consultant: Bob Treacy, LHIC
Account Manager: Emily Feriitta



Gallagher

Insurance | Risk Management | Consulting



**CITY OF HUNTERS CREEK VILLAGE
AGENDA DISCUSSION FORM**

AGENDA DATE: December 7, 2021
AGENDA SUBJECT: Discussion and possible action to select the City's municipal depository and to authorize a contract for depository services for the city.
EXHIBITS: RFP Comparisons



City of Hunters Creek Village
 1 Hunters Creek Place
 Houston, TX 77024

Statement Date: 11/8/2021
 Relationship ID:
 Relationship Manager: Traci Arellano
 Customer Service: 888-481-0336
 Settlement Account:

Consolidated Account Analysis Statement

Number of Accounts: 3

Statement Period: October
 Days: 31

Balance and Earnings Allowance Information

Average Ledger Balance		\$7,500,000.00
Less: Average Float		\$0.00
Average Collected Balance		\$7,500,000.00
Average Negative Collective Balance		\$0.00
Positive Collected Balance Available for Earnings		\$7,500,000.00
Earnings Allowance	0.30%	\$1,910.96
Current Activity Period Charges		\$1,712.66
Percent Discount	25%	\$193.79
Total Amount Due		\$0.00
Total Amount Discount	\$193.79	
Total Percentage Discount	19%	
Annual Discount	\$2,325.49	

The above figures are for illustrative purposes only. Actual monthly service charges may be lower or higher due to fluctuations in account activity, balances, and/or earnings credit rates.



Volume Activity

Service Description	Volume	Std Unit Price	Proposed Price	Price
Checking Services				
Account Maintenance	3	23.0000	17.2500	51.75
Credits Posted	60	1.0000	0.7500	45.00
ACH Incoming Credits	80	0.2000	0.1500	12.00
Debits Posted	71	0.2000	0.1500	10.65
ACH Incoming Debits	50	0.2000	0.1500	7.50
Deposited Items	60	0.1500	0.1125	6.75
Subtotal Checking Services				133.65
Remote Deposit Capture Services				
Monthly Maint Single Feed Scanner	2	50.0000	37.5000	75.00
Subtotal Remote Deposit Capture Services				75.00
Vault Services				
Cash Processing - Deposit Total	5	1.0000	0.7500	3.75
Minimum Change Order	100	5.5000	4.1250	412.50
Subtotal Vault Services				416.25
ACH Origination Services				
TC Payments ACH	1	15.0000	11.2500	11.25
ACH Origination Items	25	0.1300	0.0975	2.44
NACHA RULES (one time fee)	0	38.0000	28.5000	0.00
Subtotal ACH Origination Services				13.69
Wire Transfer Services				
Incoming Wire Transfers	5	15.0000	11.2500	56.25
Subtotal Wire Transfer Services				56.25
Commercial Online Banking Services				
Security Token (one time fee)	0	25.0000	18.7500	0.00
Treasury Connect Access	1	35.0000	26.2500	26.25
Treasury Connect Accounts (1st account free)	2	20.0000	15.0000	30.00
TC Previous Day Items	321	0.1000	0.0750	24.08
Subtotal Commercial Online Banking Services				80.33
Balance Related Expenses				
Regulatory Balance Fee				937.50
Subtotal Balance Related Expenses				937.50



Managing Your Account(s)

Customer Care: (281) 894-3200

Online Banking: AllegianceBank.com

City of Hunters Creek

Statement Date: 10/31/21
Account: SM0010779575976

Contact:
Phone: 281-894-3200
Settlement Method: Debit

ACCOUNT ANALYSIS STATEMENT
FOR THE PERIOD 10/01/21 THROUGH 10/31/21

BALANCE COMPUTATION FOR THE PERIOD	
Average Daily Book Balance	7,000,000.00
Less Average Daily Float	0.00
Average Daily Collected Balance	7,000,000.00
Less DDA Balance Reserve Requirement (10 %)	700,000.00
Balance To Support Services	6,300,000.00

ACCOUNT POSITION		
ACCOUNT POSITION FOR THE PERIOD	FEE BASIS	BALANCE BASIS
Current Period Credit (0.6500 %)	3,477.95	6,300,000.00
Less Interest Earned	898.33	1,627,248.00
Adjusted Earnings Credit Allowance	2579.62	
Current Period Analyzed Charges	312.60	566,248.14
Analyzed Charges Due after Credit	0.00	
TOTAL FEES NOW DUE	0.00	
Balance available to support other services		4,106,503.98

Managing Your Account(s)

Customer Care: (281) 894-3200

Online Banking: AllegianceBank.com

SERVICE CHARGE DETAIL

SERVICES RENDERED IN PERIOD	VOLUME	UNIT PRICE	SERVICE CHARGE	BALANCE
Account Services				
Monthly Maintenance	2	15.0000	30.00	54,342
Stop Payment	0	30.0000	0.00	0
Insufficient Funds	0	30.0000	0.00	0
Chargeback	0	7.5000	0.00	0
Subtotal Account Services			30.00	54,342
Depository Services				
Checks Written	60	.1500	9.00	16,303
Checks Deposited On Us	10	.1200	1.20	2,174
Checks Deposited Local	50	.1200	6.00	10,868
ACH Credits	50	.1200	6.00	10,868
ACH Debits	11	.1500	1.65	2,989
Deposit Correction	0	5.0000	0.00	0
Deposit	10	.3000	3.00	5,434
Subtotal Depository Services			26.85	48,636
Information Reporting/BEB				
Premium Reporting	1	35.0000	35.00	63,400
Subtotal Information Reporting/			35.00	63,400
ACH Origination Services				
Per Month Fee	1	30.0000	30.00	54,342
Per Batch	2	.0000	0.00	0
ACH Per Item	25	.1500	3.75	6,793
Per NOC Transaction	0	3.0000	0.00	0
ACH Setup Fee	1	.0000	0.00 *	
Subtotal ACH Services			33.75	61,135
Wire Transfer Services				
Incoming Wire Domestic	5	7.0000	35.00	63,400
Outgoing Online Domestic Wire	0	10.0000	0.00	0
Outgoing Wire Email Advice	0	.0000	0.00	0
Incoming Wire Email Advice	5	.0000	0.00	0
Wire Setup Fee	1	.0000	0.00 *	
Subtotal Wire Services			35.00	63,400



Managing Your Account(s)

Customer Care: (281) 894-3200

Online Banking: AllegianceBank.com

Remote Deposit Services				
Deposit Express Monthly Service	1	75.0000	75.00	135,856
Deposit Express Deposit(s)	50	.3000	15.00	27,171
Subtotal Remote Deposit Service			90.00	163,027
Positive Pay Services				
Check Positive Pay Per Module	1	5.0000	5.00	9,057
Check Positive Pay Per Account	2	10.0000	20.00	36,228
ACH Positive Pay Per Module	1	5.0000	5.00	9,057
ACH Positive Pay Per Account	2	10.0000	20.00	36,228
Per File Transmission	4	1.0000	4.00	7,246
Positive Pay Per Item Keyed	60	.0500	3.00	5,434
Positive Pay Payee Match	1	5.0000	5.00	9,057
Per Check Positive Pay Exception	0	3.0000	0.00	0
Positive Pay ACH Exception	0	3.0000	0.00	0
Fraud Prevention Service Setup F	1	.0000	0.00 *	
Subtotal Positive Pay Services			62.00	112,308

SERVICE SUMMARY		
Total Activity Charges	312.60	566,248.14
Total Charges Listed Before Credit	312.60	566,248.14
Analyzed charge subtotal	312.60	566,248.14

\$1,811.41 in collected balance will offset \$1.00 of charges.
 This factor includes a provision for reserves.