

**MAYOR**  
Jim Pappas

# CITY OF HUNTERS CREEK VILLAGE

**CITY COUNCIL**  
Stuart Marks  
Fidel Sapien  
Linda Knox  
Chip Cowell  
Jay Carlton



**CITY ADMINISTRATOR**  
Tom Fullen, MPA, CPM

Notice is hereby given of a regular meeting of the City Council of Hunters Creek Village, Texas, to be held on **Tuesday, August 23, 2022 at 6:00 p.m.** in the City Hall at #1 Hunters Creek Place, for the purpose of considering the following agenda items.

Anyone wishing to address the city council during the meeting must notify the City Administrator, Tom Fullen, before the meeting begins by: 1) filling out a speaker request form at the meeting; 2) emailing him at [tfullen@cityofhunterscreek.com](mailto:tfullen@cityofhunterscreek.com); or 3) calling him at 713-465-2150.

- 
- A. Call to order and the roll of elected and appointed officers will be taken.
  - B. Pledge of Allegiance.
  - C. **PUBLIC HEARING** The purpose of the Public Hearing is to receiving testimony for or against proposed amendments to the City's Zoning Chapter. The proposed amendments are to amend the zoning chapter to prohibit the rental of homes in the Single-Family Residential District for time periods of less than 30 consecutive days.
    1. Discussion and possible action to receive the final reports and recommendations from the Planning and Zoning Commission. **Pg. 1**
    2. Discussion and possible action to adopt an ordinance amending the zoning chapter to prohibit the rental of homes in the Single-Family Residential District for time periods of less than 30 consecutive days. **Pgs. 2-5**
  - D. **PUBLIC COMMENTS** *At this time, any person with city-related business may speak to the Council. In compliance with the Texas Open Meetings Act, if a member of the public comments or inquires about a subject that is not specifically identified on the agenda, a member of council or a staff member may only respond by giving a statement of specific factual information or by reciting existing policy. The City Council may not deliberate or vote on the matter.*
  - E. **REPORTS**
    1. City Treasurer Monthly Report **Pgs. 6-10**
    2. Police Commissioner Monthly Report **Pgs. 11-27**
    3. Fire Commissioner Monthly Report **Pgs. 28-29**
    4. Building Official Monthly Report **Pgs. 30-46**
    5. City Engineer Monthly Report **Pg. 47-50**

6. City Administrator Report
7. Mayor and Council Reports and Comments

F. CONSENT AGENDA *The following items are considered routine by the City Council and will be enacted by one motion. There will not be a separate discussion on these items unless a Councilmember requests, in which event, the item will be removed from the general order of business and considered in its normal sequence on the agenda.*

1. Approval of the Minutes of the Regular Meeting on July 26, 2022. [Pgs. 51-54](#)
2. Approval of the Minutes of the Budget Meeting on June 28, 2022. [Pgs. 55-56](#)
3. Approval of the Cash Disbursement Journal for July 2022. [Pgs. 57-60](#)

G. REGULAR AGENDA

1. Discussion and possible action to approve a resolution to appoint Robert Swanson as a director to the Board of Directors for Gulf Coast Authority. [Pgs. 61-64](#)
2. Discussion and possible action to award a contract to J. Rivas Construction, LLC in the amount of \$865,611.25 for the Hunters Grove Lane Reconstruction. [Pgs. 65-68](#)
3. Discussion and possible action to approve a 3-month extension for remodel permit 201900352 at 10841 Beinhorn Rd. [Pg. 69](#)

H. EXECUTIVE SESSION It is anticipated that all, or a portion of the discussion of the following items, if any, will be conducted in closed executive session under authority of the Texas Open Meetings Act. However, no action will be taken on these items until the City Council reconvenes in open session.

I. RECONVENE into Open Session and consider action, if any, on items discussed in Executive Session.

J. ADJOURNMENT

The City Council may convene a public meeting and then recess into closed executive session, to discuss any of the items listed on this agenda, if necessary, and if authorized under chapter 551 of the Texas Government Code. Situations in which a closed executive session may be authorized by law include, without limitation; (1) consulting with the Council's attorney to seek or receive legal advice concerning pending or contemplated litigation, a settlement offer, or any other matter in which the ethical duty of the attorney to the Council clearly conflicts with the general requirement that all meetings be open, § 551.071; (2) discussing the purchase, exchange, lease, or value of real property, § 551.072; (3) discussing a prospective gift or donation, § 551.073; (4) discussing certain personnel matters, §551.074; and (5) discussing security personnel or devices, § 551.076.

---





**CITY OF HUNTERS CREEK VILLAGE  
AGENDA DISCUSSION FORM**

**AGENDA DATE:** August 23, 2022  
**AGENDA SUBJECT:** Discussion and possible action to receive the final reports and recommendations from the Planning and Zoning Commission.

**EXHIBITS:**

---



**CITY OF HUNTERS CREEK VILLAGE  
AGENDA DISCUSSION FORM**

**AGENDA DATE:** August 23, 2022  
**AGENDA SUBJECT:** Discussion and possible action to adopt an ordinance amending the zoning chapter to prohibit the rental of homes in the Single-Family Residential District for time periods of less than 30 consecutive days.

**EXHIBITS:** Ordinance

---

**ORDINANCE NO. 2022-924**

**AN ORDINANCE AMENDING CHAPTER 44 (THE ZONING CHAPTER) OF THE CODE OF ORDINANCES OF THE CITY OF HUNTERS CREEK VILLAGE TO PROHIBIT THE LEASE OR RENTAL OF SINGLE-FAMILY RESIDENCES FOR PERIODS OF LESS THAN THIRTY CONSECUTIVE DAYS; PROVIDING AN EFFECTIVE DATE; PROVIDING A PENALTY OF UP TO \$2000 FOR EACH OFFENSE; AND MAKING OTHER PROVISIONS RELATED TO THE SUBJECT.**

**WHEREAS**, the City Council finds that the use of a single-family dwelling for leases or rentals of 30 consecutive days or less is inconsistent with the residential character of the City’s existing single-family residential neighborhoods;

**WHEREAS**, the City Council finds that a single-family dwelling that is leased or rented for 30 consecutive days or less has many of the undesirable characteristics of a commercial hotel or motel, including increased traffic and noise.

**WHEREAS**, the City Council finds that limiting short term rentals is consistent with the City’s comprehensive plan and its principal goal of preserving the city’s high quality residential neighborhoods and protecting those neighborhoods from the negative effects of urban development; and

**WHEREAS**, the City Council has received the final report from the Planning & Zoning Commission recommending adoption of the proposed amendment:

\* \* \* \* \*

**NOW, THEREFORE, BE IT ORDAINED BY THE CITY COUNCIL OF THE CITY OF HUNTERS CREEK VILLAGE, TEXAS:**

**Section 1. Amendment.** Section 44-157 (1) of Chapter 44 (the Zoning Chapter) of the Code of Ordinances of the City of Hunters Creek Village is hereby amended to read as shown in the attached Exhibit “A”.

**Section 2. Pre-existing non-conforming uses.** Any pre-existing use of a single-family dwelling that would otherwise be prohibited by this ordinance may continue as provided in section 44-221 of the City’s Code of Ordinances.

**Section 3. Publication and effective date.** This ordinance shall become effective immediately after publication in accordance with the requirements of state law.

**Section 4. Penalty for violation.** A violation of Section 1 of this Ordinance shall be punishable by a fine of up to \$2000.00 for each offense as more specifically provided in Section 1-8 of the Code of Ordinances.

**Section 5. Repeal.** This Ordinance is intended to be cumulative and shall not repeal any provision of a previous ordinance or City Code except to the extent that a provision is inconsistent and cannot be reconciled with this ordinance.

**Section 6. Severability.** In the event any clause, phrase, provision, sentence, or part of this Ordinance, or its application to any person or circumstance, shall for any reason be adjudged invalid or held unconstitutional by a court of competent jurisdiction, it shall not affect, impair, or invalidate this Ordinance as a whole or any part or provision hereof, other than the part declared to be invalid or unconstitutional. The City Council declares that it would have passed each and every part of this Ordinance notwithstanding the omission of any part that might be declared to be invalid or unconstitutional.

PASSED, APPROVED and ADOPTED this, the \_\_\_\_ day of August, 2022.

---

Jim Pappas, Mayor  
City of Hunters Creek Village, Texas

ATTEST:

---

Tom Fullen, City Administrator/acting City Secretary  
City of Hunters Creek Village, Texas

## EXHIBIT A

### Sec. 44-157. Use regulations.

Buildings and premises in district R shall be used for the following purposes:

(1) Single-family dwellings, whether owner occupied or leased or rented.  
Provided that:

- a) the lease or rental of a single-family dwelling, for any term of less than 30 consecutive days, is prohibited, except as provided below;
- b) the above prohibition, shall not apply to a leaseback agreement, between a seller and a purchaser, or to the extension of an existing lease.





		Original Total Budget	Current Total Budget	Period Activity	Fiscal Activity	Variance Favorable (Unfavorable)	Percent Remaining
<b>Fund: 100 - GENERAL GOVERNMENT (01)</b>							
<b>Revenue</b>							
<a href="#">100-00-41000</a>	CURRENT AD VALOREM TAXES	5,992,963.00	5,992,963.00	5,874.44	5,821,284.83	-171,678.17	2.86 %
<a href="#">100-00-41005</a>	PREVIOUS AD VALOREM TAXES	15,000.00	15,000.00	2,017.39	6,549.10	-8,450.90	56.34 %
<a href="#">100-00-41010</a>	FRANCHISE TAXES	370,000.00	370,000.00	20,392.19	180,561.75	-189,438.25	51.20 %
<a href="#">100-00-41015</a>	SALES TAXES	500,000.00	500,000.00	66,493.29	395,498.75	-104,501.25	20.90 %
<a href="#">100-00-41020</a>	MIXED DRINK TAX	20,000.00	20,000.00	2,935.49	15,010.02	-4,989.98	24.95 %
<a href="#">100-00-41040</a>	PENALTIES/INTEREST	15,000.00	15,000.00	1,143.57	21,241.71	6,241.71	141.61 %
<a href="#">100-00-42035</a>	BUILDING PERMITS	225,000.00	225,000.00	48,847.88	325,412.95	100,412.95	144.63 %
<a href="#">100-00-42044</a>	CREDIT CARD PROCESSING FEE	2,000.00	2,000.00	318.19	3,430.42	1,430.42	171.52 %
<a href="#">100-00-43057</a>	CHILD SAFETY FEES	4,000.00	4,000.00	483.60	2,759.03	-1,240.97	31.02 %
<a href="#">100-00-43070</a>	METRO RECEIPTS	250,000.00	250,000.00	33,246.65	214,553.19	-35,446.81	14.18 %
<a href="#">100-00-44025</a>	TRAFFIC FINES	75,000.00	75,000.00	14,959.71	105,194.06	30,194.06	140.26 %
<a href="#">100-00-44027</a>	COURT TECHNOLOGY FUND	2,000.00	2,000.00	271.23	1,877.62	-122.38	6.12 %
<a href="#">100-00-44028</a>	COURT SECURITY FUND	1,500.00	1,500.00	326.99	2,202.66	702.66	146.84 %
<a href="#">100-00-46030</a>	INTEREST INCOME	5,000.00	5,000.00	6,673.67	17,468.91	12,468.91	349.38 %
<a href="#">100-00-48045</a>	SUBD ST. LIGHTS	35,000.00	35,000.00	35,766.79	35,766.79	766.79	102.19 %
<a href="#">100-00-48055</a>	OTHER INCOME	10,000.00	10,000.00	1,811.37	6,303.90	-3,696.10	36.96 %
<a href="#">100-00-48065</a>	AMERICAN RESCUE PLAN ACT	600,000.00	600,000.00	0.00	1,192.18	-598,807.82	99.80 %
	<b>Revenue Total:</b>	<b>8,122,463.00</b>	<b>8,122,463.00</b>	<b>241,562.45</b>	<b>7,156,307.87</b>	<b>-966,155.13</b>	<b>11.89 %</b>
<b>Expense</b>							
<a href="#">100-01-71000</a>	SALARIES & WAGES	573,525.00	573,525.00	72,858.74	317,333.52	256,191.48	44.67 %
<a href="#">100-01-71001</a>	LONGEVITY	5,802.00	5,802.00	0.00	0.00	5,802.00	100.00 %
<a href="#">100-01-71002</a>	457B	11,471.00	11,471.00	0.00	0.00	11,471.00	100.00 %
<a href="#">100-01-71025</a>	TMRS	102,260.00	102,260.00	13,544.75	59,225.61	43,034.39	42.08 %
<a href="#">100-01-71030</a>	PAYROLL TAXES	44,310.00	44,310.00	5,512.18	24,643.40	19,666.60	44.38 %
<a href="#">100-01-71105</a>	INSURANCE BENEFITS	123,200.00	123,200.00	7,787.80	53,523.50	69,676.50	56.56 %
<a href="#">100-01-71107</a>	HRA	4,000.00	4,000.00	0.00	0.00	4,000.00	100.00 %
<a href="#">100-01-72045</a>	NOTICES & MAILING	15,000.00	15,000.00	0.00	1,973.26	13,026.74	86.84 %
<a href="#">100-01-72055</a>	OFFICE SUPPLIES & PRINTING	8,500.00	8,500.00	321.28	3,669.46	4,830.54	56.83 %
<a href="#">100-01-72060</a>	TELEPHONE	17,325.00	17,325.00	1,481.59	8,800.93	8,524.07	49.20 %
<a href="#">100-01-72061</a>	TRAVEL & TRAINING	10,000.00	10,000.00	353.62	2,089.71	7,910.29	79.10 %
<a href="#">100-01-72062</a>	TUITION REIMBURSEMENT	5,000.00	5,000.00	0.00	0.00	5,000.00	100.00 %
<a href="#">100-01-72063</a>	CERTIFICATION/LICENSE/EDUCATION	10,200.00	10,200.00	475.00	3,400.00	6,800.00	66.67 %
<a href="#">100-01-72065</a>	MACHINE RENTAL MAINTENANCE	1,800.00	1,800.00	0.00	492.42	1,307.58	72.64 %
<a href="#">100-01-72090</a>	MEMBERSHIPS & SUBSCRIPTIONS	4,200.00	4,200.00	160.00	3,426.55	773.45	18.42 %
<a href="#">100-01-72108</a>	GEN LIABILITY/PROP/WC INS	22,615.00	22,615.00	0.00	0.00	22,615.00	100.00 %
<a href="#">100-01-72109</a>	SURETY BONDS	250.00	250.00	0.00	0.00	250.00	100.00 %
<a href="#">100-01-72110</a>	ELECTIONS	3,500.00	3,500.00	0.00	0.00	3,500.00	100.00 %
<a href="#">100-01-72111</a>	RECORDS MANAGEMENT	500.00	500.00	0.00	0.00	500.00	100.00 %
<a href="#">100-01-72112</a>	CODIFICATIONS	2,500.00	2,500.00	0.00	1,657.00	843.00	33.72 %
<a href="#">100-01-75040</a>	OFFICE EQUIPMENT	5,000.00	5,000.00	0.00	1,696.44	3,303.56	66.07 %
<a href="#">100-01-76010</a>	COMPUTER SOFTWARE SERVICES	14,700.00	14,700.00	0.00	11,706.52	2,993.48	20.36 %
<a href="#">100-01-78056</a>	BANK FEES	1,200.00	1,200.00	188.87	227.87	972.13	81.01 %
<a href="#">100-01-78115</a>	PUBLIC RELATIONS	23,000.00	23,000.00	395.40	2,245.49	20,754.51	90.24 %
<a href="#">100-02-72042</a>	CONSULTING SERVICES	20,000.00	20,000.00	1,259.04	7,563.35	12,436.65	62.18 %
<a href="#">100-02-72085</a>	TAX COLLECTOR/ASSESSOR	62,000.00	62,000.00	0.00	29,924.00	32,076.00	51.74 %
<a href="#">100-02-72120</a>	AUDITOR	17,500.00	17,500.00	5,589.00	18,630.00	-1,130.00	-6.46 %
<a href="#">100-02-72300</a>	LITIGATION	25,000.00	25,000.00	0.00	0.00	25,000.00	100.00 %
<a href="#">100-02-72310</a>	CITY ATTORNEY	75,000.00	75,000.00	1,992.00	16,233.00	58,767.00	78.36 %
<a href="#">100-02-72502</a>	CITY ENGINEER	75,000.00	75,000.00	5,682.50	20,875.00	54,125.00	72.17 %
<a href="#">100-02-78504</a>	TCEQ PHIII STORMWATER PERMIT	7,500.00	7,500.00	4,379.51	4,479.51	3,020.49	40.27 %

		Original Total Budget	Current Total Budget	Period Activity	Fiscal Activity	Variance Favorable (Unfavorable)	Percent Remaining
<a href="#">100-03-72001</a>	VILLAGE FIRE DEPARTMENT	1,658,392.00	1,658,392.00	138,199.34	1,036,495.04	621,896.96	37.50 %
<a href="#">100-03-72005</a>	MEMORIAL VILLAGES POLICE DEPT.	2,099,750.00	2,099,750.00	174,478.50	1,418,991.11	680,758.89	32.42 %
<a href="#">100-04-72015</a>	GARBAGE SERVICE	550,000.00	550,000.00	0.00	213,847.10	336,152.90	61.12 %
<a href="#">100-04-72021</a>	STREET LIGHTS-CITY	60,000.00	60,000.00	4,157.99	19,427.98	40,572.02	67.62 %
<a href="#">100-04-72057</a>	OFFICE SUPP/PRINTING - PW	2,000.00	2,000.00	273.60	649.83	1,350.17	67.51 %
<a href="#">100-04-72062</a>	TRAVEL/TRAINING - PW	8,500.00	8,500.00	150.00	150.00	8,350.00	98.24 %
<a href="#">100-04-72070</a>	MOSQUITO FOGGING CONTRACT	13,125.00	13,125.00	1,286.80	3,739.60	9,385.40	71.51 %
<a href="#">100-04-72091</a>	MEMBERSHIPS/SUBS PW	1,000.00	1,000.00	0.00	0.00	1,000.00	100.00 %
<a href="#">100-04-72205</a>	UNIFORMS-PW	3,600.00	3,600.00	156.68	1,732.24	1,867.76	51.88 %
<a href="#">100-04-72500</a>	PW-BUILDING INSPECTIONS	60,000.00	60,000.00	10,240.00	34,933.95	25,066.05	41.78 %
<a href="#">100-04-72520</a>	TRUCK MAINTENANCE	15,000.00	15,000.00	1,881.89	7,074.42	7,925.58	52.84 %
<a href="#">100-04-72530</a>	TRAFFIC LIGHT MAINTENANCE	3,500.00	3,500.00	0.00	0.00	3,500.00	100.00 %
<a href="#">100-04-72540</a>	MOWING CONTRACT	75,000.00	75,000.00	6,456.00	30,241.00	44,759.00	59.68 %
<a href="#">100-04-72541</a>	CONTRACT LABOR	35,000.00	35,000.00	0.00	12,757.50	22,242.50	63.55 %
<a href="#">100-04-72560</a>	LANDSCAPING	30,000.00	30,000.00	3,384.22	8,164.67	21,835.33	72.78 %
<a href="#">100-04-75510</a>	RENTAL/PURCHASE EQUIPMENT	15,000.00	15,000.00	0.00	817.91	14,182.09	94.55 %
<a href="#">100-04-75550</a>	TRAFFIC SIGNS	3,000.00	3,000.00	0.00	989.00	2,011.00	67.03 %
<a href="#">100-04-76500</a>	STREET & DRAINAGE MAINTENANCE	100,000.00	100,000.00	10,673.71	36,035.98	63,964.02	63.96 %
<a href="#">100-04-78050</a>	BUILDING MAINTENANCE	30,000.00	30,000.00	707.91	7,677.61	22,322.39	74.41 %
<a href="#">100-04-78051</a>	JANITORIAL SERVICE BLDG MAINTEN...	9,975.00	9,975.00	835.65	4,178.25	5,796.75	58.11 %
<a href="#">100-04-78063</a>	STORM DISASTER FUND	300,000.00	300,000.00	0.00	0.00	300,000.00	100.00 %
<a href="#">100-04-78064</a>	Ice Storm Expenses 2021	0.00	0.00	0.00	24.99	-24.99	0.00 %
<a href="#">100-04-78540</a>	URBAN FORESTER	15,000.00	15,000.00	0.00	3,431.00	11,569.00	77.13 %
<a href="#">100-04-78544</a>	CREDIT CARD PROCESSING FEES	3,000.00	3,000.00	346.40	3,609.49	-609.49	-20.32 %
<a href="#">100-05-73000</a>	JUDGES & PROSECUTORS	40,000.00	40,000.00	1,866.00	19,242.00	20,758.00	51.90 %
<a href="#">100-05-73020</a>	JURY DUTY FEES	300.00	300.00	0.00	0.00	300.00	100.00 %
<a href="#">100-05-73025</a>	WARRANTS ISSUED	500.00	500.00	0.00	258.00	242.00	48.40 %
<a href="#">100-05-73030</a>	COURT SUPPLIES & PRINTING	2,500.00	2,500.00	275.09	793.55	1,706.45	68.26 %
<a href="#">100-05-73031</a>	COURT TECHNOLOGY	1,500.00	1,500.00	0.00	0.00	1,500.00	100.00 %
<a href="#">100-05-73032</a>	COURT SECURITY	1,800.00	1,800.00	0.00	1,392.80	407.20	22.62 %
<a href="#">100-05-73034</a>	COURT MEMBERSHIPS & SUBSCRIPTI...	500.00	500.00	0.00	200.00	300.00	60.00 %
<a href="#">100-05-73035</a>	COURT-TRAVEL & TRAINING	1,500.00	1,500.00	0.00	0.00	1,500.00	100.00 %
<a href="#">100-05-73044</a>	CREDIT CARD FEES	2,500.00	2,500.00	116.95	207.59	2,292.41	91.70 %
<a href="#">100-05-73045</a>	COURT TAX PD TO STATE	40,000.00	40,000.00	0.00	13,943.81	26,056.19	65.14 %
<a href="#">100-06-75041</a>	COMPUTER EQUIP. & SOFTWARE	8,500.00	8,500.00	0.00	0.00	8,500.00	100.00 %
<a href="#">100-06-75042</a>	BUILDING OFFICIAL VEHICLE	45,000.00	45,000.00	0.00	0.00	45,000.00	100.00 %
<a href="#">100-06-78064</a>	CAPITAL RESERVE	200,000.00	200,000.00	0.00	0.00	200,000.00	100.00 %
	<b>Expense Total:</b>	<b>6,727,300.00</b>	<b>6,727,300.00</b>	<b>477,468.01</b>	<b>3,474,822.96</b>	<b>3,252,477.04</b>	<b>48.35 %</b>
	<b>Fund: 100 - GENERAL GOVERNMENT (01) Surplus (Deficit):</b>	<b>1,395,163.00</b>	<b>1,395,163.00</b>	<b>-235,905.56</b>	<b>3,681,484.91</b>	<b>2,286,321.91</b>	<b>-163.87 %</b>
<b>Fund: 200 - CAPITAL IMPROVEMENTS (02)</b>							
<b>Expense</b>							
<a href="#">200-01-75038</a>	STREET AND MAINTANANCE - RECUR...	250,000.00	250,000.00	10,630.00	65,161.61	184,838.39	73.94 %
<a href="#">200-01-75050</a>	REFORESTATION	20,000.00	20,000.00	7,100.00	7,400.00	12,600.00	63.00 %
<a href="#">200-01-75053</a>	OUTFALL REPAIRS	730,000.00	730,000.00	22,556.72	185,359.00	544,641.00	74.61 %
<a href="#">200-01-75055</a>	STREET SIGN REPLACEMENT	25,000.00	25,000.00	0.00	0.00	25,000.00	100.00 %
<a href="#">200-01-75056</a>	TRAFFIC LIGHT MAST ARMS	0.00	0.00	0.00	52,875.75	-52,875.75	0.00 %
<a href="#">200-01-75058</a>	STORM SEWER IMPROVEMENTS	487,500.00	487,500.00	0.00	0.00	487,500.00	100.00 %
<a href="#">200-01-75060</a>	SIDEWALK REPLACEMENT	50,000.00	50,000.00	0.00	17,531.25	32,468.75	64.94 %
<a href="#">200-01-75064</a>	STREET REPLACEMENTS - ONGOING	1,822,500.00	1,822,500.00	16,947.71	78,411.46	1,744,088.54	95.70 %
<a href="#">200-01-75066</a>	ESPLANADE BEAUTIFICATION	70,000.00	70,000.00	0.00	69,124.70	875.30	1.25 %
	<b>Expense Total:</b>	<b>3,455,000.00</b>	<b>3,455,000.00</b>	<b>57,234.43</b>	<b>475,863.77</b>	<b>2,979,136.23</b>	<b>86.23 %</b>
	<b>Fund: 200 - CAPITAL IMPROVEMENTS (02) Total:</b>	<b>3,455,000.00</b>	<b>3,455,000.00</b>	<b>57,234.43</b>	<b>475,863.77</b>	<b>2,979,136.23</b>	<b>86.23 %</b>
	<b>Report Surplus (Deficit):</b>	<b>-2,059,837.00</b>	<b>-2,059,837.00</b>	<b>-293,139.99</b>	<b>3,205,621.14</b>	<b>5,265,458.14</b>	<b>255.62 %</b>

**Group Summary**

Account Typ...	Original Total Budget	Current Total Budget	Period Activity	Fiscal Activity	Variance Favorable (Unfavorable)	Percent Remaining
<b>Fund: 100 - GENERAL GOVERNMENT (01)</b>						
Revenue	8,122,463.00	8,122,463.00	241,562.45	7,156,307.87	-966,155.13	11.89 %
Expense	6,727,300.00	6,727,300.00	477,468.01	3,474,822.96	3,252,477.04	48.35 %
<b>Fund: 100 - GENERAL GOVERNMENT (01) Surplus (Deficit):</b>	<b>1,395,163.00</b>	<b>1,395,163.00</b>	<b>-235,905.56</b>	<b>3,681,484.91</b>	<b>2,286,321.91</b>	<b>-163.87 %</b>
<b>Fund: 200 - CAPITAL IMPROVEMENTS (02)</b>						
Expense	3,455,000.00	3,455,000.00	57,234.43	475,863.77	2,979,136.23	86.23 %
<b>Fund: 200 - CAPITAL IMPROVEMENTS (02) Total:</b>	<b>3,455,000.00</b>	<b>3,455,000.00</b>	<b>57,234.43</b>	<b>475,863.77</b>	<b>2,979,136.23</b>	<b>86.23 %</b>
<b>Report Surplus (Deficit):</b>	<b>-2,059,837.00</b>	<b>-2,059,837.00</b>	<b>-293,139.99</b>	<b>3,205,621.14</b>	<b>5,265,458.14</b>	<b>255.62 %</b>

## Fund Summary

Fund	Original Total Budget	Current Total Budget	Period Activity	Fiscal Activity	Variance Favorable (Unfavorable)
100 - GENERAL GOVERNMENT (01)	1,395,163.00	1,395,163.00	-235,905.56	3,681,484.91	2,286,321.91
200 - CAPITAL IMPROVEMENTS (02)	-3,455,000.00	-3,455,000.00	-57,234.43	-475,863.77	2,979,136.23
<b>Report Surplus (Deficit):</b>	<b>-2,059,837.00</b>	<b>-2,059,837.00</b>	<b>-293,139.99</b>	<b>3,205,621.14</b>	<b>5,265,458.14</b>

**City of Hunters Creek Village  
Monthly Tax Office Report  
July 31, 2022**

Prepared by: Elizabeth Ruiz, Tax Assessor/Collector

---

A. Current Taxable Value   \$ 3,039,024,304

---

B. Summary Status of Tax Levy and Current Receivable Balance:

	Current 2021 Tax Year	Delinquent 2020 & Prior Tax Years	Total
Original Levy 0.194082	\$ 5,727,601.35	\$ -	\$ 5,727,601.35
Carryover Balance	-	144,026.48	144,026.48
Adjustments	170,597.77	(146.23)	170,451.54
Adjusted Levy	5,898,199.12	143,880.25	6,042,079.37
Less Collections Y-T-D	5,842,555.37	6,549.10	5,849,104.47
Receivable Balance	\$ 55,643.75	\$ 137,331.15	\$ 192,974.90

---

C. COLLECTION RECAP:

	Current 2021 Tax Year	Delinquent 2020 & Prior Tax Years	Total
Current Month:			
Base Tax	\$ 24,069.91	\$ 2,752.00	\$ 26,821.91
Penalty & Interest	1,688.98	192.64	1,881.62
Attorney Fees	2,179.77	-	2,179.77
Other Fees	-	-	-
Total Collections	\$ 27,938.66	\$ 2,944.64	\$ 30,883.30

	Current 2021 Tax Year	Delinquent 2020 & Prior Tax Years	Total
Year-To-Date:			
Base Tax:	\$ 5,842,555.37	\$ 6,549.10	\$ 5,849,104.47
Penalty & Interest	20,991.21	858.04	21,849.25
Attorney Fees	2,179.77	960.69	3,140.46
Other Fees	1,883.67	286.69	2,170.36
Total Collections	\$ 5,867,610.02	\$ 8,654.52	\$ 5,876,264.54

Percent of Adjusted Levy	99.48%	99.63%
--------------------------	--------	--------

## 2022 Municipal Court Recap

Month	Year 2020						Year 2021						Year 2022								
	Total Cases Filed	Citations vs Warnings	Revenues†	Retained by City	Remitted to State	Total Cases Filed	Citations vs Warnings	Revenues*	Retained by City	Remitted to State	Total Cases Filed	Citations vs Warnings	Revenues*	Retained by City	Remitted to State	Total Cases Filed	Citations vs Warnings	Revenues*	Retained by City	Remitted to State	
																					'C'
Jan.	255	105C/150W	\$12,104	\$7,689	\$4,415	19	8C/11W	\$7,098	\$4,746	\$2,352	30	18	12	\$12,675	\$8,623	\$4,052					
Feb.	264	116C/148W	\$14,774	\$9,785	\$4,989	24	4C/18W	\$3,424	\$2,226	\$1,198	158	81	77	\$14,241	\$10,007	\$4,234					
March	38	18C/20W	\$11,245	\$7,858	\$3,387	28	15C/13W	\$11,892	\$8,005	\$3,886	157	79	78	\$20,420	\$14,663	\$5,657					
April	4	4C/0W	\$6,487	\$4,903	\$1,583	69	23C/46W	\$13,471	\$9,541	\$3,930	120	60	60	\$18,034	\$5,749	\$12,285					
May	40	21C/19W	\$10,157	\$7,871	\$2,286	99	42C/57W	\$8,686	\$6,410	\$2,276	175	92	83	\$15,498	\$9,778	\$5,721					
June	33	19C/14W	\$5,720	\$4,219	\$1,501	83	45C/38W	\$8,840	\$6,106	\$2,734	133	87	46	\$17,689	\$12,246	\$5,443					
<b>July</b>	<b>11</b>	<b>8C/3W</b>	<b>\$4,710</b>	<b>\$3,420</b>	<b>\$1,290</b>	<b>55</b>	<b>26C/28W</b>	<b>\$6,939</b>	<b>\$4,350</b>	<b>\$2,589</b>	<b>152</b>	<b>74</b>	<b>78</b>	<b>\$16,461</b>	<b>\$11,295</b>	<b>\$5,167</b>					
Aug.	12	8C/4W	\$4,790	\$3,644	\$1,145	76	41C/36W	\$12,216	\$8,633	\$3,583											
Sept.	28	18C/10W	\$3,597	\$2,715	\$882	165	101C/64W	\$9,542	\$3,655	\$2,887											
October	59	33C/26W	\$3,677	\$2,787	\$890	168	97C/71W	\$19,129	\$12,046	\$7,083											
Nov.	79	56C/23W	\$3,072	\$2,154	\$918	169	66C/103W	\$15,724	\$9,541	\$6,183											
Dec.	64	34C/30W	\$3,351	\$2,438	\$975	124	54C/70W	\$13,710	\$8,496	\$5,214											
<b>TOTAL</b>	<b>887</b>	<b>440C/447W</b>	<b>\$83,682</b>	<b>\$59,484</b>	<b>\$24,261</b>	<b>1079</b>	<b>522C/485W</b>	<b>\$130,670</b>	<b>\$83,755</b>	<b>\$43,916</b>	<b>925</b>	<b>491</b>	<b>434</b>	<b>\$115,019</b>	<b>\$72,360</b>	<b>\$42,560</b>					
<b>Monthly Avg</b>	<b>73.92</b>	<b>37C/37W</b>	<b>\$6,973.50</b>	<b>\$4,956.98</b>	<b>\$2,021.74</b>	<b>89.9</b>	<b>44C/40W</b>	<b>\$10,889.17</b>	<b>\$6,979.55</b>	<b>\$3,659.63</b>	<b>77.1</b>	<b>41</b>	<b>36</b>	<b>\$9,584.94</b>	<b>\$6,030.03</b>	<b>\$3,546.66</b>					

\*REVENUES INCLUDES BONDS THAT HAVE BEEN APPLIED



**Memorial Villages Police Department**  
**11981 Memorial Drive**  
**Houston, Texas 77024**  
**Tel. (713) 365-3701**

*Raymond Schultz*  
*Chief of Police*

August 15, 2022

TO: MVPD Police Commissioners

FROM: R. Schultz, Chief of Police

REF: July Monthly Report

During the month of July MVPD responded/handled a total of 10,781 calls/incidents. 9,439 House Watch checks were conducted. 531 traffic stops were initiated with 564 citations being issued for 1,017 violations. (Note: 24 Assists in Hedwig, 90 in Houston, 1 in Spring Valley and 0 in Hillshire)

*Calls/Events by Village were:*

Village	Calls/YTD	House Watches/YTD	Accidents	Citations	Response Time
Bunker Hill:	3554/13340	3189/11034	1	87/266/353	5@3:08
Piney Point:	2612/11257	2228/8879	4	86/302/388	10@3:30
Hunters Creek:	4454/17115	4017/14109	7	74/173/192	10@3:59
				Cites/Warn/Total	25@3:37

*Type and frequency of calls for service/citations include:*

Call Type	#	Call Type	#	Citations	#
False Alarms:	184	Ord. Violations:	23	Speeding:	160
Animal Calls:	12	Information:	36	Exp. Registration:	175
ALPR Hits:	66	Suspicious Situations	92	No Ins:	105
Assist Fire:	48	Loud Party	26	License	108
Assist EMS:	37	Welfare Checks:	14	Sign	37
				Fake Plate	56

*This month the department generated a total of 84 police reports. BH-17, PP-29, HC-38, HOU-0, HED-0, SV-0*

Crimes Against of Persons (0)

Crimes Against Property (19)

Burglary of a Motor Vehicle	6	Forgery	3
Burglary of a Habitation	1	Fraud/ID	4
Theft	4	Auto Theft	1

Petty/Quality of Life Crimes/Events (65)

ALPR Hits (valid)	9	Possession of CS	7
Misc. Reports	20	Warrants	13
DWI	2	Public Intox	1
Information Reports	8	Unlawful Use of Vehicle	5

Arrest Summary: Individuals Arrested (30)

Warrants	10	Felony	8
Class 3 Arrests	10	DWI	2

Budget YTD:	Expense	Budget	%
• Personnel Expense:	2,751,071	5,222,098	52.7%
• Operating Expense:	641,402	959,152	66.8%
• Total M&O Expenditures:	3,392,473	6,181,250	54.9%
• Capital Expenses:	160,088	178,000	89.9%
• Net Expenses:	3,552,561	6,359,250	56%

#### Follow-up on Previous Month Items/Requests from Commission

- Information Technology RFP was issued, and 3 proposals have been received.
- The compensation subcommittee on fuel assistance, met and made recommendations for assistance for the MVPD employees w/o assigned vehicles. (To be discussed).

#### Personnel Changes/Issues/Updates

- Two new officers were hired this month. Officer Brian Baldwin and Officer John Johnson. Both are currently in the Field Training Program.
- Officer Chris Nash and Officer Keith Kelso submitted letters of resignation. Officer Nash received employment with an ISDPD and Officer Kelso is going into the private sector.
- Officer Vasquez accepted the position as the MVPD SRO/DARE Officer and is completing DARE training at the HISD academy.
- Officer Torrez remains on ILD and Officer Schanmier is on light duty working in dispatch.

#### Major/Significant Events

- During the month of July MVPD hosted another full R.A.D. class with the next class scheduled for August.
- 7/7/22, detectives located a van used in the theft of construction supplies from several Memorial area construction projects. The 4 suspects were found to be illegals who admitted to multiple thefts over an 18-month period.
- 7/7/22, officers responded to and located a stolen vehicle as the result of an ALPR alert. The vehicle had been taken during an armed robbery. After a short foot chase the suspects were taken into custody. HPD responded and took custody of the suspects and a firearm.
- The week of July 14<sup>th</sup>, MVPD newly hired MVPD officers attended ALERT training provided by Spring Branch ISD.
- 7/21/22 at 1900 Hours. While investigating a suspicious person call on Wickwild Road, a male ran from officers jumping over several fences. The male was eventually taken into custody and a firearm was recovered. The male was found to be a wanted fugitive and was booked into the Harris County Jail.

#### Status Update on Major Projects

- Information on RFP's have been received and reviewed.
- The MVPD drone program has received a Drone Dome for testing from Paladin Inc. The dome is a security cover that protects the drone from weather and allows for remote charging of the drone while awaiting deployment.
- Statue underlayment, lighting and bricks have been set. Waiting for delivery of the Statue.

V-LINC new registrations in July: +33

BH – 1495(+15)

PP – 1076 (+9)

HC – 1517 (+6)

Out of Area – 538 (+3)



## July VFD Assists

Calls received directly by MVPD via 911/3700

### Priority Events                      Average Response Times

Total –12	3:43
Fire – 2	4:41
EMS – 10	3:30

### By Village

BH Fire – 0	0
BH EMS – 4	3:37
PP Fire – 1	3:00
PP EMS – 4	3:07
HC Fire -1	6:21
HC EMS -2	3:58

### Combined VFD Events (Priority + Radio)

Total – 45	3:30
Fire – 23	3:38
EMS – 22	3:22

### Radio Call Events

Total – 33	3:25
Fire- 21	3:31
EMS- 12	3:16

### Radio Call Events by Village

BH – 12	3:21
PP – 10	2:31
HC – 11	4:19

## 2022 Burglary Map

Address	Alarm	POE
233 Merrie Way	No	Walk-in UNL Door
706 Country Lane	No	Garage UNL Door
11903 Broken Bough	No	Door Kick
24 Greyton Ln	No	Side Door Wind
321 Bunker Hill Rd	No	Const Site
214 Blalock	No	Open Door
26 Windemere	No	Rear Door Wind

## 2022 Robberies

Address	MO
201 Kensington	Driveway Robbery



Daytime Burglary



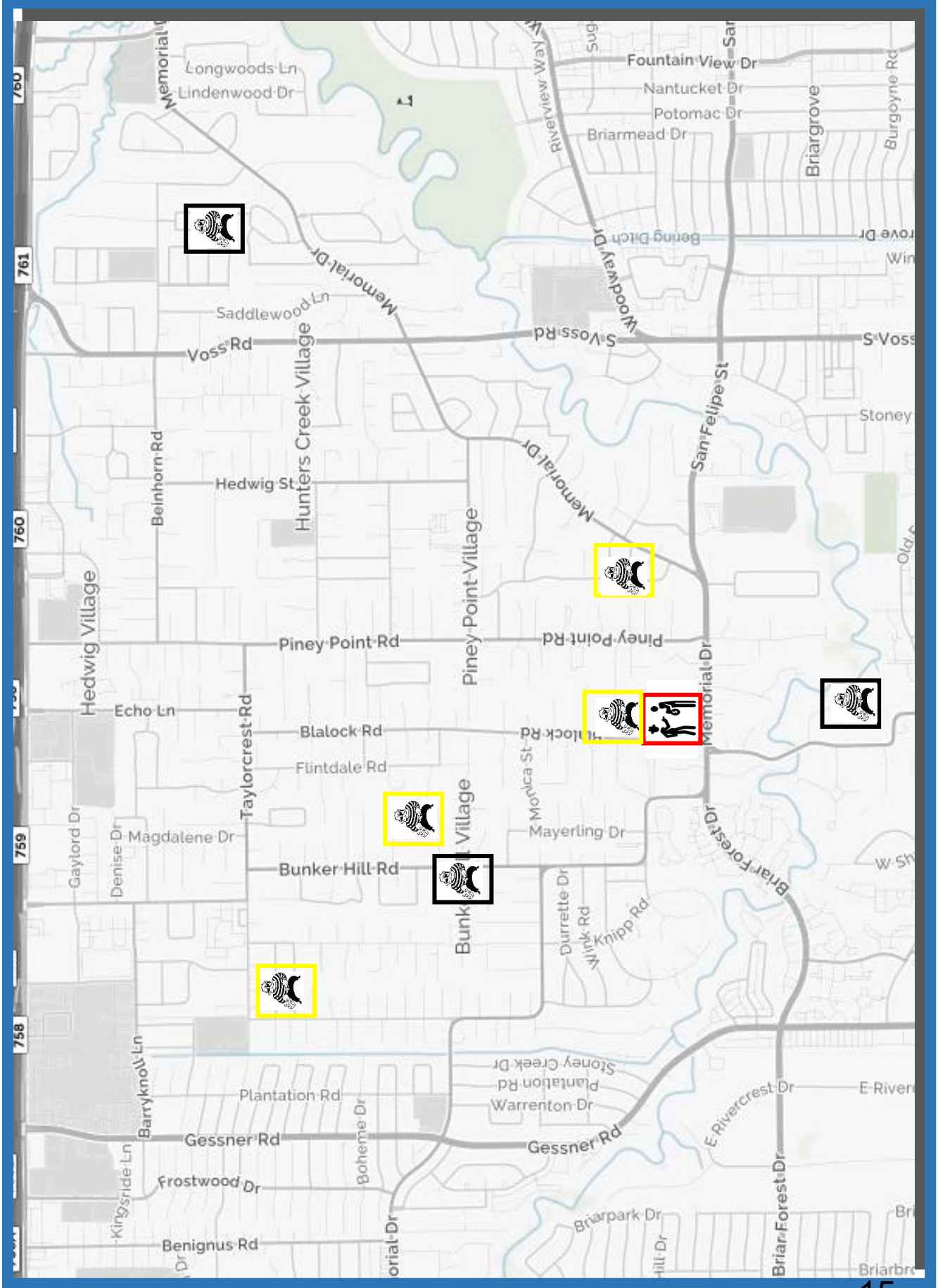
Nighttime Burglary



Robbery

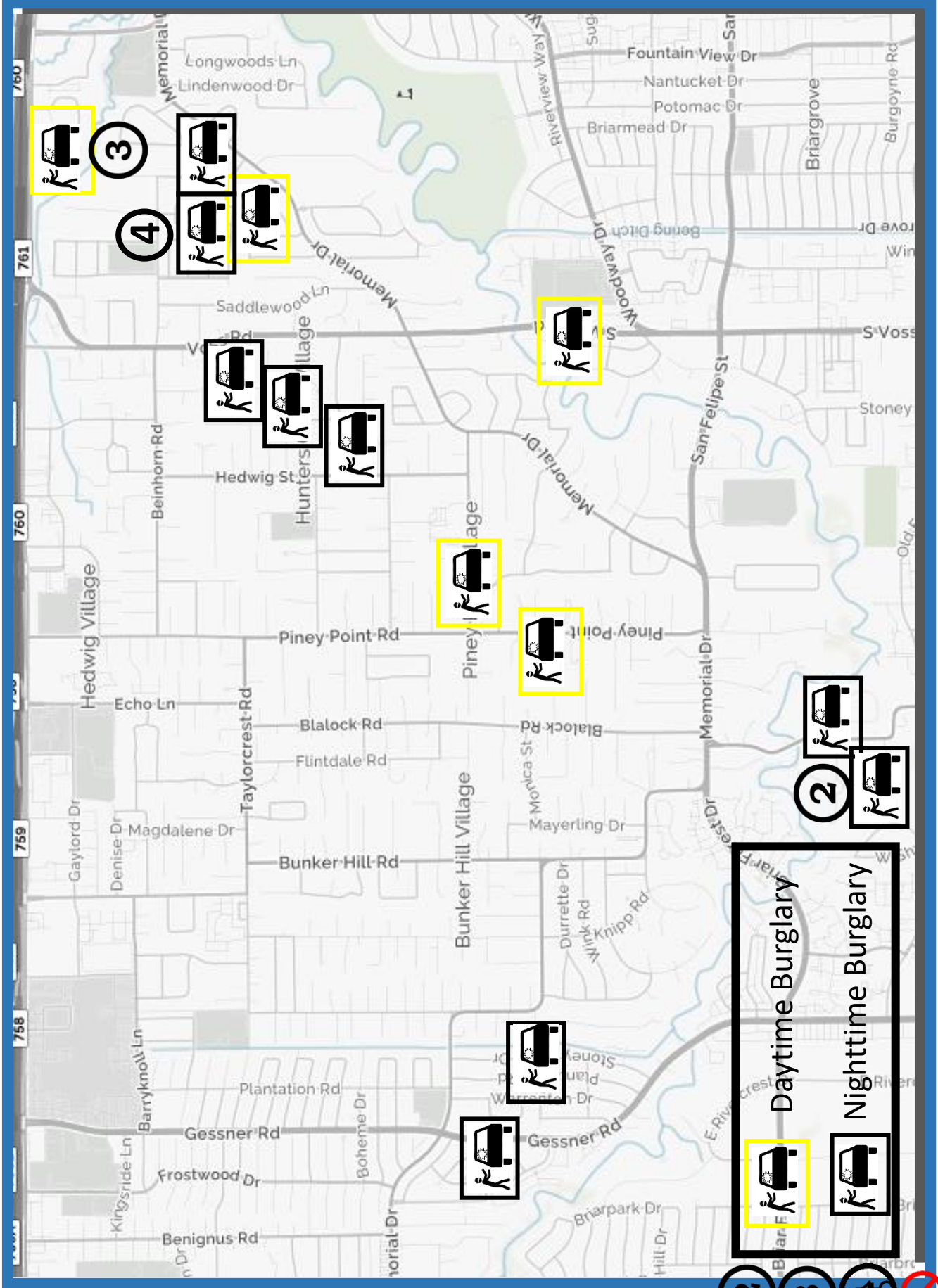


7/31/22



# 2022 Auto Burglary Map

Address	POE
243 Gessner 22-0042	UNL Vehicle
<u>614 Hunters Grove 22-0046</u>	<u>UNL Vehicle</u>
215 Voss	UNL Vehicle
634 Saddlewood	UNL Vehicle
626 Saddlewood	UNL Vehicle
10710 Bridlewood	UNL Vehicle
718 Camelot	UNL Vehicle
708 Country	UNL Vehicle
1 Windemere	UNL Vehicle
410 Pine Needle	UNL Vehicle
8427 Hunters Creek Drive	UNL Vehicle
8447 Hunters Creek Drive	UNL Vehicle
11024 Greenbay	Side Window
362 Piney Point	UNL Vehicle
11614 Arrowood Cir	UNL Vehicle
251 Plantation	UNL Vehicle
8435 Katy Fwy	UNL Vehicle
11607 Arrowood Cir	UNL Vehicle
708 Country Lane	UNL Vehicle
10917 Roaring Brook	UNL Vehicle



2
3
4
5
/

## 2022 Total Incidents

2022	Crimes Against Persons	Crimes Against Property	Quality of Life Incidents	Total	Arrests	Incidents	House Checks	YTD BH INC	YTD BH HC	YTD PP INC	YTD PP HC	YTD HC INC	YTD HC HC
January	2	20	54	76	14	3781	2849	1191	950	1312	1043	1214	854
February	0	12	62	74	23	3588	2510	984	748	1011	714	1476	1048
March	0	16	67	83	21	6164	4904	1883	1549	1588	1241	2562	2104
April	3	16	64	83	18	4641	3459	1231	908	1393	1055	1907	1495
May	0	15	60	75	18	5737	4292	1762	1333	1617	1223	2217	1736
June	1	15	63	79	18	7901	6595	2735	2357	1724	1375	3285	2855
July	0	19	65	84	30	10,781	9439	3554	3189	2612	2228	4454	4017
August													
September													
October													
November													
December													
<b>Total</b>	<b>6</b>	<b>113</b>	<b>435</b>	<b>554</b>	<b>142</b>	<b>42593</b>	<b>34048</b>	<b>13340</b>	<b>11034</b>	<b>11257</b>	<b>8879</b>	<b>17115</b>	<b>14109</b>

<b>2021 Totals</b>	<b>21</b>	<b>251</b>	<b>712</b>	<b>984</b>	<b>153</b>	<b>96885</b>	<b>83432</b>	<b>34182</b>	<b>30460</b>	<b>25843</b>	<b>22003</b>	<b>35623</b>	<b>30831</b>
<b>Difference</b>													
<b>% Change</b>													

## 2022 Officer Committed Time to Service Report

Employee Name	Jan	Feb	Mar	Apr	May	Jun	Jul	Aug	Sep	Oct	Nov	Dec	Reports	Cites
BAKER, BRIAN C	1:12:06	0:25:57	0:41:47	3:39:42	2:14:53	1:17:03	1:36:45							
BALDWIN, BRIAN							13:29:27						3	18
BIEHUNKO, JOHN	18:43:22	2:22:28	16:34:24	16:11:16	0:05:01	30:06:58	20:24:31						1	18
BOGGUS, LARRY	15:04:47	5:53:12	4:40:34	3:14:42	4:18:58	8:49:03	4:15:44							
BURLESON, Jason	12:07:07	8:50:51	10:28:24	15:39:39	20:46:39	12:37:07	12:19:19						1	9
CANALES, RALPH EDWARD	15:47:48	12:59:21	20:33:16	7:12:09	18:07:20	18:57:15	24:50:11						6	18
CERNY, BLAIR C.	10:28:34	4:46:23	5:09:00	13:16:49	3:28:16	2:39:05	17:08:31							
ECKERFIELD, Dillion	14:43:31	50:20:55	41:45:59	20:58:59	46:51:13	46:09:14	33:39:36						7	55
HARWOOD, NICHOLAS	8:52:50	12:08:28	17:02:07	32:38:36	14:55:59	19:34:36	15:51:00						2	18
JARVIS, RICHARD	15:27:18	13:08:35	11:48:58	17:43:16	17:42:14	20:08:16	25:38:04						4	45
JOHNSON, JOHN							1:48:02						2	
JONES, ERIC	0:00:00	0:00:00	0:00:00	2:26:49	0:58:54	0:00:00	0:00:00							
KELSO JR, RONALD K	18:23:38	18:34:45	18:24:13	16:24:02	21:26:07	16:59:04	21:18:40						4	16
KUKOWSKI, Andy	8:41:08	29:17:18	19:38:51	10:43:16	14:27:45	35:09:03	23:03:25						3	29
LOWRIE, Andy	22:19:30	25:03:32	25:44:26	30:50:09	37:16:39	47:52:05	49:29:44						5	86
MCELVANY, ROBERT	15:57:19	16:56:24	11:49:41	15:02:12	15:14:52	14:52:41	14:09:33						1	27
MILLER, OSCAR	2:11:11	0:26:31	2:26:05	9:03:28	4:23:24									
NASH, CHRISTOPHER	5:48:17	8:01:05	12:25:46	18:40:35	14:35:51	11:49:00	16:46:51						4	5
Ortega, Yessenia	13:37:44	13:06:03	27:04:16	21:00:00	22:35:33	31:13:22	32:38:16						2	18
OWENS, LANE	1:19:54	0:00:00	0:01:20	0:00:00	1:17:38	0:00:00	3:05:43							
PAVLOCK, JAMES ADAM	7:53:53	12:46:08	21:56:20	18:00:52	19:42:42	22:02:06	24:04:31						5	64
RODRIGUEZ, CHRISTOPHER	3:33:25	1:10:27	2:30:35	3:18:59	9:12:09	2:37:41	3:30:42							
SALAZAR, Efrain							12:39:26						12	12
SCHANMER, CHRISTIAN	13:46:24	13:54:19	22:55:54	19:04:49	24:31:16	0:00:00	0:00:00							
SCHULTZ, RAYMOND	0:08:10	0:19:11	0:00:00	3:09:04	0:58:56	0:14:11	1:23:01							
SILLIMAN, ERIC	18:28:11	21:46:57	18:28:05	20:43:02	30:52:29	16:55:33	6:26:49						1	31
SPRINKLE, MICHAEL	2:24:25	3:42:07	7:30:26	10:26:51	8:13:27	12:57:33	8:18:24						1	3
TAYLOR, CRAIG	14:23:05	8:57:33	15:22:47	8:22:56	15:25:16	29:26:49	24:23:06						5	41
TORRES, PATRICK	17:51:27	15:18:21	12:19:55	18:43:20	15:41:19	10:59:51	0:00:00							
VALDEZ, JUAN	12:53:25	15:40:46	23:53:53	17:10:21	27:45:20	24:50:03	32:46:12						5	18
VASQUEZ, MONICA	17:21:21	13:46:27	13:46:55	29:48:40	27:25:02	17:57:16	20:04:56						3	3
WHITE, TERRY	19:20:30	25:56:34	40:33:51	25:47:31	15:35:11	40:24:45	24:39:05						5	10
WILLIFORD, Adam	2:52:41	16:38:20	42:14:42	22:19:22	24:49:13	14:17:33	29:33:12						2	20
* = Admin												Total	84	564

Dispatch Committed Time													Totals	
911 Phone Calls	256	313	376	313	395	311	333							2297
3700 Phone Calls	2431	1978	2504	2412	2739	2561	2537							17162
DP General Phone Calls*	55:52:24	43:36:37	62:07:20	60:05:05	63:55:16	62:08:35	61:19:42							


\* This is the minimal time as all internal calls route through the 3700 number.




Hedwig  
 0

Bunker Hill  

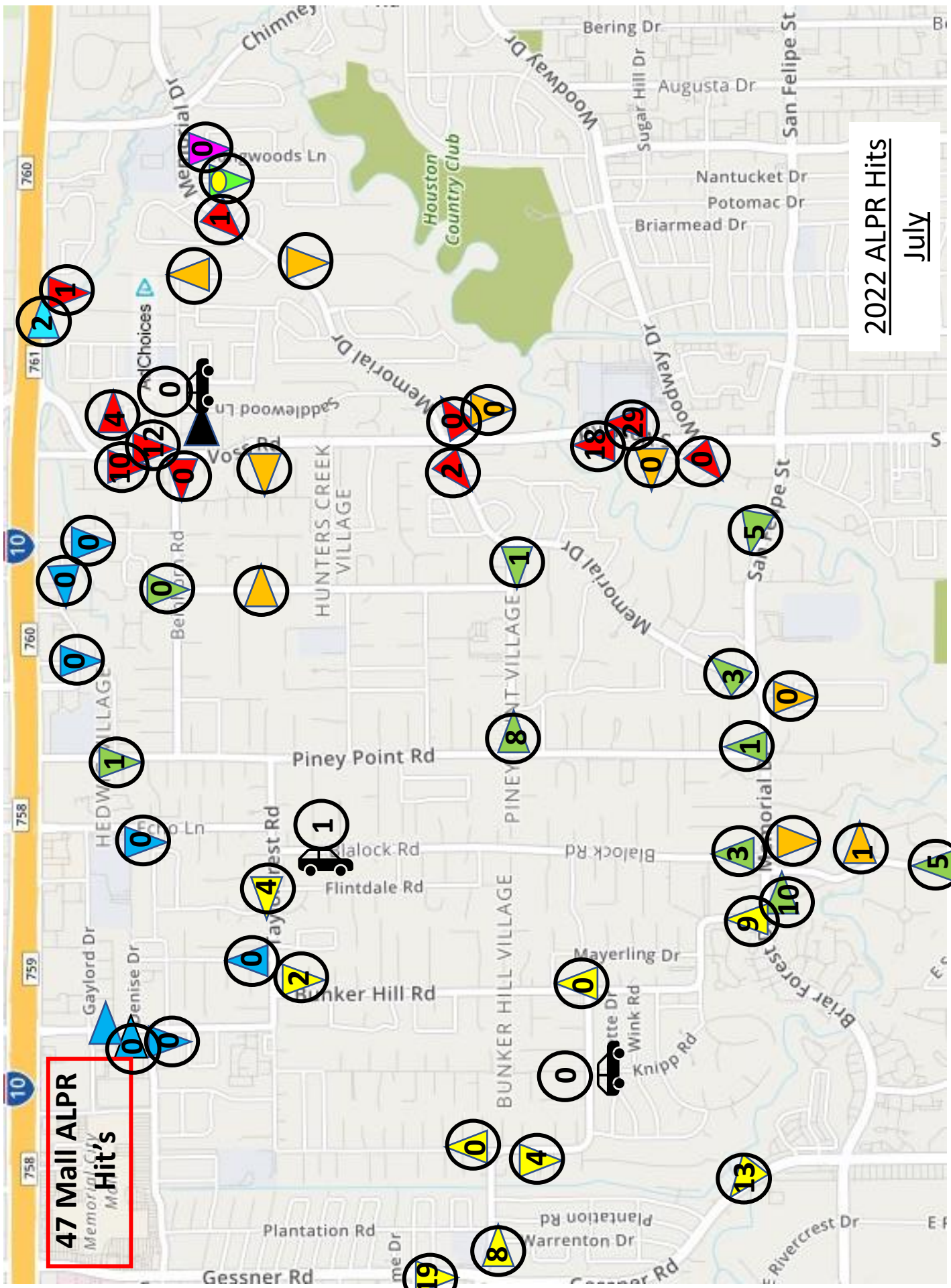

Piney Point  


Hunters Creek  


Frequent Mobile Locations  



Total Hits  
**169**  
19

**47** Mall ALPR  
Memorial Dr  
Mall  
Hit's



2022 ALPR Hits  
July

Lindenwood  
HOA  


Longwoods  
HOA  


US Coins  


In Process  



HOA  
Systems  


7/31/22

Hedwig 

Bunker Hill 

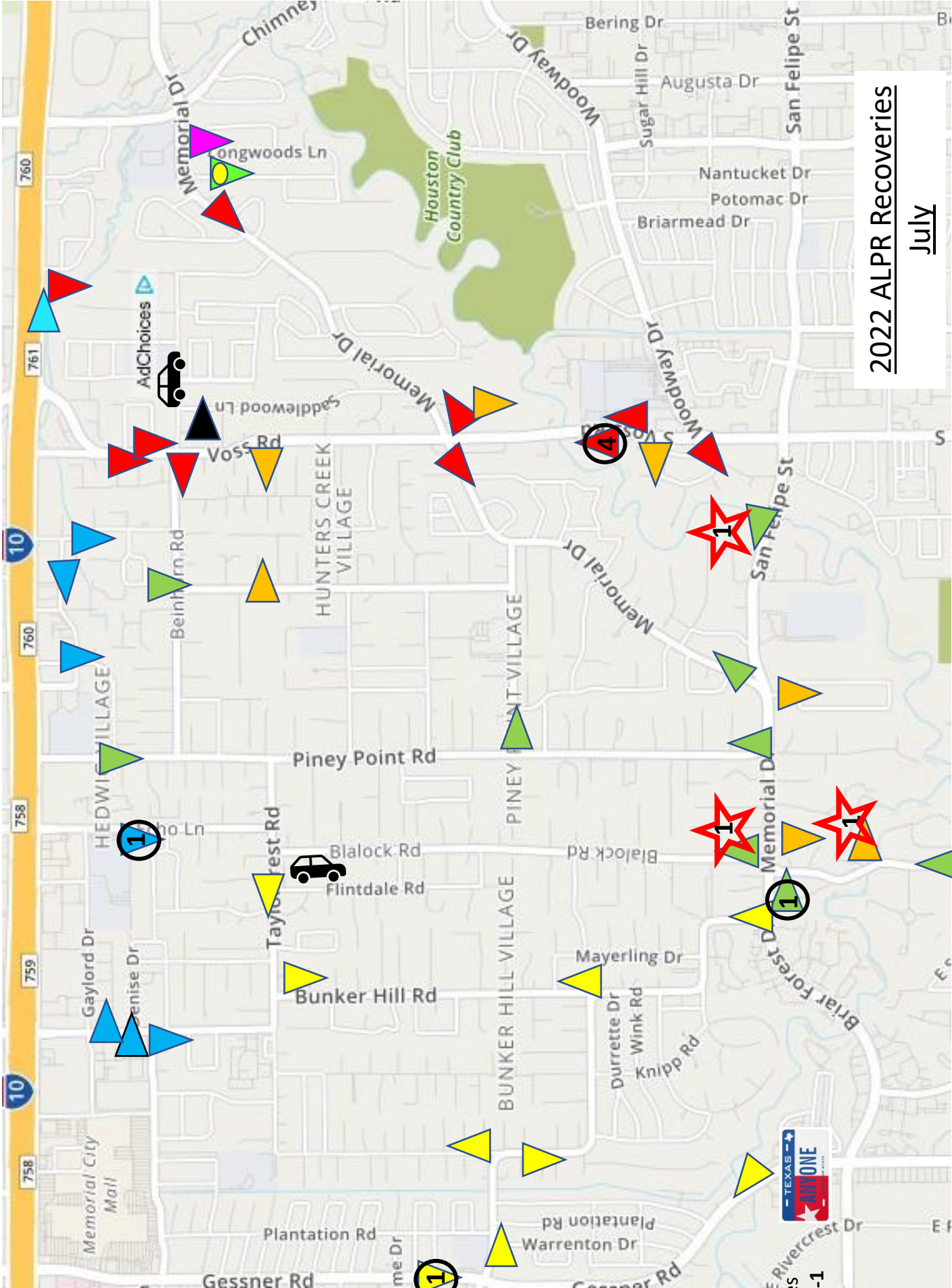
Piney Point 

Hunters Creek 

Frequent Mobile Locations 

 Recovered Vehicles  
 Recovered Plates - 1

 Investigative Leads



2022 ALPR Recoveries  
July

7/31/22



ALPR Recoveries						
Num	Plate	Vehicle	Loc	Val	Links	Date
1	PYW1930	Jeep Pat	6	\$ 18,000.00	Missing Peson	5-Jan
2	NS26202	Chev SPK	19	\$ 14,000.00	Fugitive	9-Jan
3	LBH7413	Toy Cam	8	\$ 18,000.00	Burg/Warr	13-Jan
4	36268G6	Niss Sent	24	\$ 14,500.00		14-Jan
5	PSS6946	ChevImpal.	22	\$ 21,000.00		20-Jan
6	27517B1	BlkLexus	21	\$ 34,000.00	FelWarrant	30-Jan
7	JMH0296	Ford Must	17	\$ 23,500.00		1-Feb
8	AL32592	U-HAUL	Station	\$ 70,000.00	Poss Meth	24-Feb
9	NPS2672	Ford F150	20	\$ 45,000.00	Carjacking	25-Feb
10	KPH5017	LexG43	17	\$ 18,500.00	Warr	3-Mar
11	NVT0203	Chev Mal	103	\$ 16,000.00	Warr	8-Mar
12	C337283	Chev1500	Coins	\$ 21,000.00	Fugitive	13-Mar
13	NKM9110	Toy SUV	19	\$ 30,000.00	Fugitive	19-Mar
14	LTR0879	Honda ACC	21	\$ 18,000.00		20-Mar
15	94AQZQ	ToyCam	2	\$ -	Hotlist Mail Thief	25-Mar
16	MKP5490	Toy Rav4	7	\$ 26,000.00	Fugitive	22-Mar
17	PRF3098	Niss Con	19	\$ 18,750.00	Armed Rob	31-Mar
18	GF85552	Toy Cor	19	\$ 16,000.00	car Jacking	1-Apr
19	AG89893	Uhaul	1	\$ 41,000.00		23-Apr
20	HTV3407	LexEsc	1	\$ 20,000.00	Missing Peson	26-Apr
21	MCD4078	HynEln	4	\$ 23,500.00		2-May
22	LBL4381	Ram1500	8	\$ 41,000.00		4-May
23	RRB3406	NissXTR	23	\$ 27,000.00		5-May
24	PMJ5213	NissSen	21	\$ 18,500.00		5-May
25	RPZ7921	Ford Foc	RB 23	\$ 12,000.00		6-May
26	48055C8	HumH3	19	\$ 46,000.00	Fugitive	6-May
27	MZ23102	ChevSub	23	\$ 27,000.00		8-May
28	0252W43	F150	27	\$ 30,000.00		26-May
29	RFK9077	NissMur	8	\$ 23,000.00		26-May
30	RGR4290	Kia	8	\$ 22,500.00	Poss of Narcotics	27-May
31	PBJ4056	Niss	8	\$ 25,500.00	Stolen Firearm	27-May
32	AH01898	UHaul	7	\$ 42,500.00	Stolen misc items	1-Jun
33	KKM3831	ToyCam	8	\$ 20,000.00	Fugitive	11-Jun
34	LFS4848	Honda Civ	20	\$ 15,000.00		14-Jun
35	PXD7306	FordEsc	19	\$ 18,750.00	Fugitive	17-Jun
36	CZY9487	FordF250	24	\$ 37,000.00	Hotwire	18-Jun
37	57BYIV	Kia	24	\$ 24,000.00	hertz Rental	20-Jun
38	RMX4945	Acura	21	\$ 32,000.00	Carjacking	7-Jul
39	0698V50	Toy Cam	Hed	\$ 23,000.00	Fraud	12-Jul
40	4T28195	Trailer	21	\$ 6,000.00	Fraud	18-Jul
41	CQE6383	MerBenz	21	\$ 65,000.00	Fraud	21-Jul
42	RNV3718	Ford Van	21	\$ 17,000.00	Fraud	24-Jul
43	NHV2432	HynEln	1	\$ 18,000.00	Fraud	30-Jul
44	KXR5488	DodJour	6	\$ 9,000.00		2-Aug
45						
46						
47						
48						
49						
50						

Plate Recoveries					
Plate Recoveries	Date	Links	Plate Recoverec	Date	Links
IS11QH	1/4/2022		53821C6	6/25/2022	Fake/Fugitive
63B374	1/4/2022		NS26346	6/27/2022	
39496Y1	2/18/2022	same plate on 2 cars	NMD9375	7/7/2022	
39496Y1	2/18/2022	same plate on 2 cars	03339D99	7/8/2022	
NBB1660	3/3/2022		18D0631	7/26/2022	
LJS3735	3/7/2022				
KTB3323	3/10/2022	Recovered 100+ CC's			
BGFB425	3/15/2022	Hertz			
72HCF9	3/25/2022				
MKP5490	3/22/2022	On Stolen Veh			
72HCF9	3/26/2022				
43423 E7	7-Apr				
30054V3	5/9/2022				
34917B9	5/12/2022				
LCL5909	5/12/2022	Stolen Plate			
0006H59	6/1/2022	Fake Tag			
006H59	6/4/2022	Stolen Plate			
0252W43	6/4/2022	Stolen Plate			
0006H59	6/4/2022	Stolen Plate			
PXD7306	6/17/2022	Stolen on Stolen			
86F1775	6/18/2022	Fake/Stolen			
0271A61	6/24/2022	Fake/Stolen			

Firearm in vehicle  
Temp Tag

Located but Fled					
Date	Plate	Camera	Date	Plate	Camera
13-Mar	PGP4565	7	3-Jul	0339D99	21
26-Mar	KZR0019	19	19-Jul	CQE6383	21
12-Jun	KTG0535	17			
26-Jun	PVV1695	20			
26-Jun	PTD5972	23			

Missing Person  
6/7/2022 LZM0966 2  
6/7/2022 GLW6656 1

27 of 41 involved in other crimes = 65%

Program Summary			
2022 Value	\$ 1,106,500.00	Recovered	40
2021 Value	\$ 1,683,601.00	Recovered	75
2020 Value	\$ 1,147,500.00	Recovered	61
2019 Value	\$ 438,000.00	Recovered	22
<b>Program Total</b>	<b>\$ 4,375,601.00</b>		<b>198</b>

INVESTIGATIVE LEADS				
3/11/2022	JXN1575	20	Mail and Vehicle Thefts	HPD Case TOT HPD
3/24/2022	94A02Q FL	19	Mail Thiefs	Lead TO-Be issued
4/4/2022	Green Honda	23	Robbery	Lead TB To-Be issued
4/8/2022	Chev Impala6	6	Burglary	lead Arrest
4/19/2022	Cad Esc	#174	UUMV	Lead tot HPD
4/21/2022	Toy Cor	15	BMW	Lead To-Be issued
5/21/2022	LJN6783	Wind	Mail Thieves	Arrest Arrest
5/23/2022	RKH5452	1	BOH	Lead To-Be Issued
7/6/2022	78660E1	Hed	Const Theft	Arrest 3 in-custody



# 2022 ALPR Data Report


## Plate Reads Summary

Total Plate Reads:  
3,591,029

[Download CSV](#)

Jul 4 - Aug 2

Cameras (32)




# Unique Plate Reads Summary

Total Unique Plate Reads:  
1,469,541

Jul 4 - Aug 2

[Download CSV](#)

Cameras (32)



# Hits Report


Total Hits:  
307

Jul 5 - Aug 3

[DOWNLOAD CSV](#)

Topics (13) ▾

Cameras (32) ▾



# Top 6 Categories

## Hits Report

Total Hits:  
169


[DOWNLOAD CSV](#)

Jul 5 - Aug 3

Topics (6) ▾

Cameras (32) ▾

Search



# Sex Offenders Only Hits

## Hits Report

Total Hits:  
75


[Download CSV](#)

Jul 5 - Aug 3

Topics (1) ▾

Cameras (32) ▾

Search



# Hits/Reads By Camera

1	19/319,095	17	2/97,334
2	8/124,949	18	0/94,722
3	0/0	19	12/279,589
4	9/118,482	20	10/228,009
5	2/81,730	21	18/301,779
6	4/95,955	22	29/342,899
7	10/199,944	23	5/171,423
8	5/160,614	24	3/99,277
9	1/48,828	25	0/45,942
10	3/120,349	26	0/45,374
11	8/58,420	29	Riverbend 0/5,240
12	1/136,023	#30	Beinhorn/Voss 4/40,650
13	12/166,168	#32	Greenbay/Memorial 1/42,227
14	0/51,397	#181	1/98,464
15	0/7,662	Trailer	0/6,015
16	1/79,547	Strey	0/29,317
		Total Reads	– 3,591,029
		Unique Reads	– 1,469,541
		Hits-	307
		6 Top Hit List-	169

1	2			3			4			5			6			7			8			9			10			11			12			13			14			15		
	Total Number of Incidents 2022			Life Threatening (LT) EMS Incidents			Life Threatening (LT) Fire Incidents			Life Threatening (LT) Fire Incidents			Life Threatening (LT) Fire Incidents			Life Threatening (LT) Fire Incidents			Life Threatening (LT) Fire Incidents			Life Threatening (LT) Fire Incidents			Life Threatening (LT) Fire Incidents			Life Threatening (LT) Fire Incidents			Life Threatening (LT) Fire Incidents			Life Threatening (LT) Fire Incidents			Life Threatening (LT) Fire Incidents					
	Fire	EMS	Total	# LT EMS	Natl Stand. 6:30 1st Resp. Time	of 90%	Natl. Stand 10:30 ALS Resp Time	of 90%	# LT Fire	Natl Stand. 6:50 Response Time	of 90%	# LT Fire	Natl Stand. 6:50 Response Time	of 90%	Fire	EMS	% of 2022 Calls are:	Fire	EMS	% of 2022 Calls are:	Fire	EMS	% of 2022 Calls are:	Fire	EMS	% of 2022 Calls are:	Fire	EMS	% of 2022 Calls are:	Fire	EMS	% of 2022 Calls are:	Fire	EMS	% of 2022 Calls are:							
Bunker Hill Village	103	76	179	36	3:23	100%	5:46	100%	20	5:27	100%	20	5:27	100%	58%	42%	45	44%	44%	44%	44%	44%	44%	44%	44%	44%	44%	44%	44%	44%	44%	44%	44%	44%	44%							
Hedwig Village	120	162	282	89	2:57	100%	2:59	100%	16	3:09	100%	16	3:09	100%	43%	57%	49	41%	41%	41%	41%	41%	41%	41%	41%	41%	41%	41%	41%	41%	41%	41%	41%	41%	41%							
Hilshire Village	13	30	43	17	3:58	100%	5:18	100%	1	5:42	100%	1	5:42	100%	30%	70%	5	38%	38%	38%	38%	38%	38%	38%	38%	38%	38%	38%	38%	38%	38%	38%	38%	38%	38%							
Hunters Creek Village	125	83	208	36	3:58	100%	5:24	100%	14	4:26	100%	14	4:26	100%	60%	40%	54	43%	43%	43%	43%	43%	43%	43%	43%	43%	43%	43%	43%	43%	43%	43%	43%	43%	43%							
Piney Point Village	119	65	184	35	3:27	100%	4:54	100%	12	4:13	100%	12	4:13	100%	65%	35%	64	54%	54%	54%	54%	54%	54%	54%	54%	54%	54%	54%	54%	54%	54%	54%	54%	54%	54%							
Spring Valley Village	118	122	240	60	2:44	100%	4:19	100%	20	4:23	100%	20	4:23	100%	49%	51%	27	23%	23%	23%	23%	23%	23%	23%	23%	23%	23%	23%	23%	23%	23%	23%	23%	23%	23%							
Houston	60	3	63																																							
Totals	658	541	1199	273	3:24	100%	4:47	100%	83	4:27	100%	83	4:27	100%	55%	45%	244	40%	40%	40%	40%	40%	40%	40%	40%	40%	40%	40%	40%	40%	40%	40%	40%	40%								

A

Notes: ALL Response Time categories include from the receipt of the call at the Primary Dispatch to arrival on location of the responding units.

Column 1: Reflects the cities listed within the chart.

Column 2: Reflects the year to date number of "fire" type calls within each jurisdiction. Includes: fires, vehicle collisions, gas leaks, rescues, tree in roadways, and others.

Column 3: Reflects the year to date number of "EMS" calls within each jurisdiction.

Column 4: Reflects the year to date, total number of all calls within each jurisdiction.

Column 5: Reflects the year to date, number of "life threatening EMS" calls within each jurisdiction. Includes: heart attacks, strokes, seizures, cardiac arrest, seizures and others.

Column 6, Row A: Reflects the "National Standard for total response time for life threatening EMS Calls of 6 minutes 30 seconds.

Column 6: Reflects the year to date, first responder's response times for each jurisdiction.

Column 7, Row A: Reflects the National Standard of the percentage of calls which the national standard should be met: 90%

Column 7: Reflects the year to date, percentage of calls which the national standard is met during life threatening EMS calls.

Column 8 Row A: Reflects the National Standard for total response time for life threatening EMS calls for arrival of Advanced Life Support Equipment and Personnel: 10 minutes 30 seconds.

Column 8: Reflects the year to date, Advanced Life Support equipment and personnel response time for life threatening calls within each jurisdiction.

Column 9 Row A: Reflects the National Standard of the percentage of calls which the ALS standard should be met: 90%

Column 9: Reflects the year to date, percentage of calls, which the national standards is met of ALS response for each jurisdiction.

Column 10: Reflects the year to date, number of life threatening "Fire Type" calls within each jurisdiction.

Column 11: Reflects the year to date, average total response time to fire type calls within each jurisdiction.

Column 12: Reflects the year to date, percentage of life threatening fire type calls which meet or exceed the National Standard.

Column 13: Reflects the year to date, percentage of calls which are "fire type" calls.

Column 14: Reflects the year to date, percentage of call which are "EMS" calls.

Column 15: Reflects the year to date number of Fire Alarms within each jurisdiction.

Column 16: Reflects the percentage of fire type calls which are fire alarms.



**Village Fire Department  
2022 Strategic Plan Performance Report**

2022 OPERATING BUDGET	Standards/Base	1st Qtr	2nd Qtr	3rd Qtr	4th Qtr	YTD Total
Percentage if spending 100% budget		25.0%	25.0%	8.3%		58.3%
Actual Percentage Budget Spent	100%	23.56%	25.30%	9.38%		58.2%
Department Budget	\$7,789,561.06	\$1,835,157.20	\$1,970,679.65	\$682,119.18		\$4,487,956.03
Personnel Expenses Total	\$6,693,219.9	\$1,594,937.48	\$1,660,277.23	\$560,780.43		\$3,815,995.14
Percentage Personnel Budget Spent		23.83%	24.81%	9.02%		57.7%
Overtime	\$353,000.00	\$103,745.09	\$132,388.25	\$33,840.00		\$269,973.34
% Overtime Budget Spent		29.39%	37.50%	30.76%		97.7%
Capital Expenditures	\$230,400.00	\$10,481.47	\$11,187.42	\$46,559.86		\$68,228.75
% Capital Budget Spent		4.55%	4.86%	20.21%		29.6%
Operational Expenditures	\$865,941.12	\$229,738.25	\$299,215.00	\$79,260.71		\$608,213.96
% Operational Budget Spent		26.53%	34.55%	9.60%		70.7%
<b>EMERGENCY OPERATIONS:</b>						
Average Dispatch Time, high priority calls	60 Seconds	0:44	0:38	0:42		0:41
Average Turnout Times, high priority calls	60 seconds	0:54	1:01	1:11		1:02
Average Total Response high priority EMS call	6:30	4:46	4:43	4:46		4:45
Average Total Response high priority fire calls	6:50	3:48	4:37	4:23		4:16
# Incidents		551	554	187		1292
# Responses		915	916	381		2212
VFD Patients		223	272	89		584
Patients Transported		152	130	58		340
% of Calls, second Rescue Amb. Needed						24%
<b>EMS REVENUE:</b>						
EMS Revenue Fund Balance		\$67,769.08	\$111,718.14	\$124,861.96		\$111,718.14
Revenue Collected, Avg Per Patient		\$459.26		\$293.70		
Amount Billed		\$360,586.58	\$111,443.56	\$138,025.37		\$610,055.51
Total Revenue Received		\$69,807.25	\$48,196.21	\$17,034.63		\$135,038.09
<b>FIRE MARSHAL:</b>						
# of General Plans Reviewed		10	6	0		16
# of Sprinkler Systems Reviewed		45	52	10		107
# Fires investigated		1	1	0		2
# INSPECTIONS YTD		171	238	272		297
Fire Prevention Permits		15	8	0		23
Residential Sprinklers to date		2200	2,225	2,231		2,225
# OF COMMUNITY Ed Events		20	9	1		30
% of Homes with Sprinkler Systems	6708	32.8%	33.1%	33.3%		33%



**MAYOR**  
*Jim Pappas*

# CITY OF HUNTERS CREEK VILLAGE

**CITY COUNCIL**  
*Stuart Marks*  
*Fidel Sapien*  
*Linda Knox*  
*Chip Cowell*  
*Jay Carlton*



**CITY ADMINISTRATOR**  
*Tom Fullen, MPA, CPM*

## Building Official Monthly Report

Prepared August 11, 2022 for the August 23, 2022 meeting.

Mayor and Council,

Please find attached the Building Officials Monthly Report for July 2022.

Thank You,

Jessica Pierce  
Permit Administrative Assistant



**City of Hunters Creek Village  
Permit Activity Report (Issued) - 2020**

Month	Building			Electrical		Mech & Plumbing		Total		Valuation
	# Issued	\$ Fees	# New Res	# Issued	\$ Fees	# Issued	\$ Fees	# Issued	\$ Fees	\$
January	17	\$10,267	1	12	\$2,160	18	\$2,510	47	\$14,937	\$1,779,758
February	24	\$17,887	1	10	\$1,455	21	\$3,355	55	\$22,697	\$2,970,153
March	34	\$149,084	0	17	\$3,390	32	\$6,140	83	\$158,614	\$29,896,341
April	18	\$4,866	0	15	\$2,825	29	\$4,030	62	\$11,721	\$13,646,371
May	25	\$5,817	0	13	\$2,340	26	\$4,440	64	\$12,597	\$1,032,779
June	23	\$24,680	2	18	\$3,220	35	\$5,320	76	\$33,220	\$7,849,746
July	15	\$23,330	2	23	\$4,590	29	\$5,700	67	\$33,619	\$5,221,170
August	19	\$27,662	2	14	\$2,965	20	\$4,495	53	\$35,122	\$4,849,719
September	26	\$6,996	0	13	\$2,670	34	\$4,870	73	\$14,536	\$1,362,060
October	27	\$32,322	3	8	\$1,385	24	\$4,795	59	\$38,501	\$5,800,301
November	19	\$4,856	0	13	\$1,900	24	\$4,175	56	\$10,930	\$940,466
December	27	\$4,284	0	6	\$700	12	\$1,215	45	\$6,199	\$1,174,925
<b>Total</b>	<b>274</b>	<b>\$312,050</b>	<b>11</b>	<b>162</b>	<b>\$29,600</b>	<b>304</b>	<b>\$51,045</b>	<b>740</b>	<b>\$392,693</b>	<b>\$76,523,789</b>

**City of Hunters Creek Village  
Permit Activity Report (Issued) - 2021**

Month	Building			Electrical		Mech & Plumbing		Total		Valuation
	# Issued	\$ Fees	# New Res	# Issued	\$ Fees	# Issued	\$ Fees	# Issued	\$ Fees	\$
January	29	\$17,846	1	19	\$3,215	24	\$4,495	72	\$25,556	\$3,108,651
February	15	\$24,327	2	9	\$1,410	18	\$2,420	49	\$28,516	\$4,311,997
March	35	\$14,765	0	19	\$2,615	44	\$6,985	98	\$24,365	\$2,394,000
April	26	\$5,970	0	17	\$3,240	20	\$2,675	63	\$11,885	\$1,229,148
May	21	\$14,620	1	23	\$3,585	43	\$6,630	87	\$24,835	\$3,849,073
June	28	\$26,027	2	14	\$2,810	29	\$4,645	71	\$33,482	\$4,930,737
July	26	\$31,787	3	14	\$2,365	21	\$3,485	61	\$37,367	\$4,347,372
August	27	\$16,496	0	23	\$4,265	54	\$7,960	104	\$28,721	\$3,570,864
September	19	\$34,387	2	21	\$4,025	33	\$6,575	73	\$44,987	\$5,535,127
October	23	\$24,797	1	22	\$4,405	30	\$4,895	75	\$34,097	\$4,061,891
November	31	\$38,585	2	36	\$5,625	16	\$3,325	83	\$47,535	\$5,919,766
December	37	\$53,801	5	21	\$3,035	35	\$7,890	93	\$64,726	\$10,576,710
<b>Total</b>	<b>317</b>	<b>\$303,408</b>	<b>19</b>	<b>238</b>	<b>\$40,595</b>	<b>367</b>	<b>\$61,980</b>	<b>929</b>	<b>\$406,072</b>	<b>\$53,835,336</b>

**City of Hunters Creek Village  
Permit Activity Report (Issued) - 2022**

Month	Building			Electrical		Mech & Plumbing		Total		Valuation
	# Issued	\$ Fees	# New Res	# Issued	\$ Fees	# Issued	\$ Fees	# Issued	\$ Fees	\$
January	21	\$28,575	2	29	\$5,735	34	\$7,465	84	\$41,775	\$3,260,398
February	32	\$9,165	0	19	\$4,317	46	\$7,160	97	\$20,642	\$1,410,185
March	47	\$54,321	3	26	\$5,041	44	\$8,270	117	\$67,632	\$7,489,496
April	38	\$22,082	1	21	\$4,235	49	\$8,320	108	\$34,627	\$4,190,733
May	36	\$32,072	1	21	\$4,065	49	\$7,125	106	\$43,262	\$5,335,819
June	30	\$46,204	4	30	\$5,430	44	\$7,190	104	\$58,824	\$9,917,597
July	47	\$35,397	3	20	\$4,025	41	\$7,345	108	\$46,507	\$8,192,246
August										
September										
October										
November										
December										
<b>Total</b>	<b>251</b>	<b>\$227,815</b>	<b>14</b>	<b>166</b>	<b>\$32,848</b>	<b>307</b>	<b>\$52,875</b>	<b>724</b>	<b>\$313,268</b>	<b>\$39,796,474</b>

**City of Hunters Creek Village  
Inspection Activity Report - 2021**

	Inspections Performed	Inspections Passed	% Passed	Inspections Failed	% Failed
<b>Month</b>					
January	147	124	84.4	23	15.6
February	98	86	87.8	12	12.2
March	172	146	84.9	26	15.1
April	135	118	87.4	17	12.6
May	126	111	88.1	15	11.9
June	165	137	83.0	28	17.0
July	139	113	81.3	26	18.7
August	170	155	91.2	15	8.8
September	186	163	87.6	23	12.4
October	188	164	87.2	24	12.8
November	124	113	91.1	11	8.9
December	188	174	92.6	14	7.4
Total	1838	1604	87.2	234	12.8

**City of Hunters Creek Village  
Inspection Activity Report - 2022**

	Inspections Performed	Inspections Passed	% Passed	Inspections Failed	% Failed
<b>Month</b>					
January	184	169	91.8	15	8.2
February	201	188	93.5	13	6.5
March	214	197	92.1	17	7.9
April	247	231	93.5	16	6.5
May	245	221	90.2	24	9.8
June	241	207	85.9	34	14.1
July	218	197	90.4	21	9.6
August					
September					
October					
November					
December					
Total	1550	1410	91.0	140	8.9

# Inspections with Odometer Readings, by Inspector and Vehicle

Aug 11, 2022 12:04 PM  
 Jessica Pierce  
 City of Hunters Creek Village

Date Range (inclusive): **Fri Jul 01 2022 to Sun Jul 31 2022**  
 Inspection Department: **Building Permit Inspections**

BBG Consulting, Inc (BBG )									
Odometer	Permit #	Address	Insp Type	Date	Reinsp?	Reinsp Fee?	Reinsp Result	Correction Notes	
Vehicle ID:									
	202200006	10803 Timberglen Dr	Insulation	7/1/22		No	Pass		
	202200263	8447 Hunters Creek Dr	H-Strap	7/1/22		No	Pass		
	202200284	10545 Gawain Lane	Insulation	7/1/22	Y	No	Pass	[ Entered 6/30/2022 by BBG ]: Disapproved - not complete	
	202200525	811 Creekwood Way	Foundation	7/1/22		No	Pass		
	202200587	10826 Timberglen Drive	DW Steel	7/1/22		No	Pass	Approved with note; add chairs	
	202200597	307 Teakwood Lane	TCI	7/1/22		No	NC	Disapproved; Never called BBG for inspection. [On Demand]	
	202200614	10602 Tarleton Drive	E Rough	7/1/22		No	Pass		
	202200615	10611 Tarleton Dr	E Underg	7/1/22		No	Pass		
	202200615	10611 Tarleton Dr	TCI	7/1/22		No	Pass		
	202200616	10611 Tarleton Dr	P UnderG	7/1/22		No	Pass		
	202200616	10611 Tarleton Dr	P GL & GT	7/1/22		No	Pass		
	202100512	289 Bryn Mawr Cir	E Final	7/5/22	Y	No	Pass	[ Entered 6/27/2022 by BBG ]: Disapprove - GFI outlet at pool will not reset.	
								[ Entered 6/20/2022 by henry ]: Fail; 1. The outlet near he left corner of the house is not accessible	

												2. The recepticle outlet shall be not less than 6ft from the inside wall of the pool.
202100795	11015 Huntwyck Drive	E Final	7/5/22		No	Pass						
202100802	605 Lindenwood Drive	Insulation	7/5/22		No	NC						Disapproved - insulation not complete
202100895	289 Bryn Mawr Cir	P GL & GT	7/5/22	Y	No	Pass						[ Entered 6/30/2022 by BBG ]: Disapproved - not ready.
202200340	11006 April Way	E Rough	7/5/22		No	Pass						
202200396	317 LINDENWOOD DR	Shower Pan	7/5/22		No	Pass						
202200490	526 Ripple Creek Drive	P UnderG	7/5/22		No	Pass						Approved - Underground & Gas line
202200490	526 Ripple Creek Drive	P GL & GT	7/5/22		No	NC						Disapproved - gas test; no pressure on line
202200608	215 Bryn Mawr Circle	ET-Pole	7/5/22		No	Pass						Approved - Underground & Gas line
202100029	408 LINDENWOOD DR	Gas Test	7/6/22	Y	No	Pass						Disapproved - gas test; no pressure on line
202100081	289 Bryn Mawr Cir	P Final	7/6/22		No	Pass						
202200153	6 Pinewood Circle	E Underg	7/6/22		No	Pass						
202200489	526 Ripple Creek Drive	TCI	7/6/22		No	Pass						
202200620	10614 TWELVE OAKS DR	P UnderG	7/6/22		No	Pass						
202200620	10614 TWELVE OAKS DR	P Final	7/6/22		No	Pass						
202200626	6 Pinewood Circle	P UnderG	7/6/22		No	Pass						Pibg ground - approved Gas line gas test - disapproved; no pressure on gas line
202200626	6 Pinewood Circle	P GL & GT	7/6/22		No	NC						Pibg ground - approved Gas line gas test - disapproved; no pressure on gas line

202100802	605 Lindenwood Drive	Insulation	7/7/22	Y	No	Pass	[ Entered 7/5/2022 by BBG ]: Disapproved - insulation not complete
202100891	601 Wellesley Dr	Frame R	7/7/22		No	Pass	
202100917	601 Wellesley Dr	P TO/Rough	7/7/22	Y	No	Pass	[ Entered 6/1/2022 by BBG ]: Disapproved; No Gas Test on gauge in kitchen  [ Entered 5/18/2022 by henry ]: Fail; 1) Low Gas test, 2) Wet venting lleft upstairs bath, 3)Slope vent thru root, left side, 4) incorrect loop venting in kitchen.
202200181	10915 Wickline Drive	YD Trench	7/7/22	Y	No	Pass	
202200271	406 Menking Court	FD Steel	7/7/22		No	Pass	
202200285	414 Thamer Ln	P Final	7/7/22		No	Pass	
202200285	414 Thamer Ln	P GL & GT	7/7/22		No	Pass	
202200297	881 Country Ln	YD Trench	7/7/22		No	Pass	
202200330	11006 April Way	M Rough	7/7/22		No	Pass	
202200353	715 Storywood Drive	E TCI	7/7/22		No	Pass	
202200627	7607 RIVER POINT DR	FD-Piers	7/7/22		No	Pass	
202200632	7607 RIVER POINT DR	ET-Pole	7/7/22		No	Pass	
202200490	526 Ripple Creek Drive	P GL & GT	7/8/22	Y	No	Pass	[ Entered 7/5/2022 by BBG ]: Approved - Underground & Gas line  Disapproved - gas test; no pressure on line
202200597	307 Teakwood Lane	TCI	7/8/22	Y	No	Pass	[ Entered 7/1/2022 by BBG ]: Disapproved; Never called BBG for inspection. [On Demand]
202200617	307 Teakwood Lane	P UnderG	7/8/22		No	Pass	
202200617	307 Teakwood Lane	P GL & GT	7/8/22		No	Pass	
202200235	823 Wade Hampton Drive	P Layout	7/11/22		No	Pass	

202200372	671 SHARTLE CIR	H-Strap	7/11/22	No	Pass	Approved w/comment - tighten all anchor bolts will check at framing inspection
202200523	10721 SHALLOWBROOK LN	Foundation	7/11/22	No	Pass	
202200596	919 Wade Hampton Drive	P TO/Rough	7/11/22	No	Pass	
202200628	10815 Smithdale Rd	M Final	7/11/22	No	Pass	
202200630	601 Voss Road	P Final	7/11/22	No	Pass	
202200591	705 Creekside Lane	E Underg	7/12/22	No	Pass	
202200591	705 Creekside Lane	TCI	7/12/22	No	Pass	
202200641	7607 RIVER POINT DR	P UnderG	7/12/22	No	Pass	
202100641	502 Hunterwood Drive	Shower Pan	7/13/22	No	Pass	
202200296	881 Country Ln	P Deck S	7/13/22	No	Pass	
202200405	11030 Greenbay Drive	F Final	7/13/22	No	Pass	
202200546	261 BRYN MAWR CIR	F Final	7/13/22	No	Pass	
202200586	10802 Timberglen Dr	E Rough	7/13/22	No	Pass	[ Entered 7/12/2022 by henry ]: Fail; no access
202200644	3 Sleepy Oaks Circle	I Trench	7/13/22	No	Pass	
202200644	3 Sleepy Oaks Circle	I Final	7/13/22	No	Pass	
202100746	485 TRAILS END ST	TCI	7/14/22	No	Pass	
202100754	613 Wellesley Drive	TCI	7/14/22	No	NC	Disapproved - transfer switch not installed
202200079	6 Pinewood Circle	F Post Hole	7/14/22	No	Pass	
202200312	507 Hunterwood Dr	E Final	7/14/22	No	Pass	

202200353	715 Storywood Drive	E Final	7/14/22	Y	No	Pass	[ Entered 7/12/2022 by Henry ]: Fail; Outlet within 6ft of sink in laundry shall be GFI; Luminaire within 3ft of tub shall be listed for use.
202200367	507 Hunterwood Dr	P Final	7/14/22		No	Pass	
202200469	10701 Old Coach Ln	TCI	7/14/22		No	Pass	
202200470	10701 Old Coach Ln	P UnderG	7/14/22		No	Pass	
202200470	10701 Old Coach Ln	P Final	7/14/22		No	Pass	
202200470	10701 Old Coach Ln	P GL & GT	7/14/22		No	Pass	
202200610	720 KUHLMAN RD	FD-Piers	7/14/22		No	Pass	
202200649	215 Bryn Mawr Circle	FD-Piers	7/14/22		No	Pass	
202200652	705 Creekside Lane	P UnderG	7/14/22		No	Pass	
202200652	705 Creekside Lane	P GL & GT	7/14/22		No	Pass	
202100891	601 Wellesley Dr	Insulation	7/15/22		No	Pass	
202100929	10426 Memorial Drive	M Final	7/15/22		No	Pass	
202200235	823 Wade Hampton Drive	P Steel/Piping	7/15/22		No	Pass	
202200248	830 Country Ln	P Final	7/15/22		No	NC	Disapproved - gates do not self close and latch
202200326	10802 Timberglen Dr	P TO/Rough	7/15/22		No	Pass	
202200435	590 Hedwig Road	Insulation	7/15/22		No	Pass	
202200469	10701 Old Coach Ln	E Underg	7/15/22		No	Pass	
202200493	609 Saddlewood Lane	M Rough	7/15/22		No	NC	Disapproved no access
202200536	10802 Timberglen	M Rough	7/15/22		No	Pass	





202100754	613 Wellesley Drive	E Underg	7/19/22		No	Pass	
202100754	613 Wellesley Drive	TCI	7/19/22	Y	No	Pass	[ Entered 7/14/2022 by BBG ]: Disapproved - transfer switch not installed
202100922	10914 Kirwick Drive	Gas Test	7/19/22	Y	Yes	NC	Disapproved - no pressure on gas line PL#3068
							[ Entered 7/8/2022 by henry ]: Fail; No pressure on gauge
							[ Entered 6/29/2022 by BBG ]: Disapproved - Wrong gauge used PL #3068
202200271	406 Menking Court	TCI	7/19/22		No	Pass	
202200272	406 Menking Court	P UnderG	7/19/22		No	Pass	
202200272	406 Menking Court	P GL & GT	7/19/22		No	Pass	
202200556	10602 Tarleton Drive	P UnderG	7/19/22		No	Pass	
202200556	10602 Tarleton Drive	P Sewer	7/19/22		No	Pass	
202200556	10602 Tarleton Drive	P TO/Rough	7/19/22		No	Pass	
202200634	720 Kuhlman Road	ET-Pole	7/19/22		No	Pass	
202100857	10529 Beinhorn Rd	E Final	7/20/22		No	NC	Fail; No access.
202200489	526 Ripple Creek Drive	E Final	7/20/22		No	Pass	
202200490	526 Ripple Creek Drive	P Final	7/20/22		No	Pass	
202200596	919 Wade Hampton Drive	Shower Pan	7/20/22		No	Pass	
202200637	720 Kuhlman Road	P UnderG	7/20/22		No	Pass	
202200659	609 Saddlewood Lane	E Rough	7/20/22		No	Pass	
202200660	10902 Wickwild St	E Underg	7/20/22		No	Pass	
202200660	10902 Wickwild St	E Rough	7/20/22		No	Pass	

202200661	736 Kuhlman Road	P Final	7/20/22	No	NC	Disapproved - locate water meter and install riser with backflow device PL #3068
202200671	10902 Wickwild St	DW Steel	7/20/22	No	Pass	
202100111	517 WELLESLEY DR	FD-Piers	7/21/22 Y	No	Pass	
202100746	485 TRAILS END ST	E Final	7/21/22	No	Pass	
202100774	485 TRAILS END ST	P UnderG	7/21/22	No	Pass	
202100774	485 TRAILS END ST	P Final	7/21/22	No	Pass	
202200242	10802 Timberglen Dr	Frame R	7/21/22	No	Pass	
202200373	10814 Oak Hollow St	E Final	7/21/22	No	Pass	
202200374	10814 Oak Hollow St	P Final	7/21/22	No	Pass	
202200449	408 LINDENWOOD DR	F Post Hole	7/21/22	No	Pass	
202200588	11011 Landon Ln	P TO/Rough	7/21/22	No	Pass	
202200666	811 Creek Wood Way	YD Trench	7/21/22	No	Pass	
202200667	614 Lindenwood Drive	Gas Test	7/21/22	No	Pass	
202200668	10922 ROARING BROOK LN	Gas Test	7/21/22	No	Pass	
202200672	10709 Memorial Drive	Foundation	7/21/22	No	Pass	
202200675	634 Saddlewood Lane	P GL & GT	7/21/22	No	Pass	
202100922	10914 Kinwick Drive	Gas Test	7/22/22 Y	No	Pass	[ Entered 7/19/2022 by BBG ]: Disapproved - no pressure on gas line PL#3068 [ Entered 7/8/2022 by henry ]:



202200610	720 KUHLMAN RD	Foundation	7/27/22	No	Pass
202200617	307 Teakwood Lane	P Final	7/27/22	No	Pass
202200657	412 Lindenwood Drive	F Post Hole	7/27/22	No	Pass
202200684	408 LINDENWOOD DR	I Trench	7/27/22	No	Pass
202200684	408 LINDENWOOD DR	I Final	7/27/22	No	Pass
202200685	261 BRYN MAWR CIR	I Trench	7/27/22	No	Pass
202200685	261 BRYN MAWR CIR	I Final	7/27/22	No	Pass
202200695	5 Voss Park Drive	E Rough	7/27/22	No	Pass
202200697	402 Lindenwood Drive	F Post Hole	7/27/22	No	Pass
202200698	10914 Kirwick Drive	I Trench	7/27/22	No	Pass
202200698	10914 Kirwick Drive	I Final	7/27/22	No	Pass
202200701	518 Ripple Creek Drive	FD Steel	7/27/22	No	Pass
202200702	718 W Creekside Drive	FD Steel	7/27/22	No	Pass
202200110	1000 River Bend Drive	P Final	7/28/22	No	Pass
202200612	5 Voss Park Drive	Frame	7/28/22	No	Pass
202200648	3 Sleepy Oaks Circle	FD-Piers	7/28/22	No	Pass
202200667	614 Lindenwood Drive	P Rgh/P-T/VCBK	7/28/22	No	Pass
202200704	729 W CREEKSIDE DR	P GL & GT	7/28/22	No	Pass
202200704	729 W	P UnderG	7/28/22	No	Pass



202200584	338 HUNTERS TRAIL ST	P UnderG	7/11/22	Y	No	Pass	[ Entered 6/29/2022 by BBG ]: Disapproved - no pictures left for sewer repair under slab. PL# 3068
202200584	338 HUNTERS TRAIL ST	P Final	7/11/22	Y	No	Pass	
202200613	601 Wellesley Dr	M Rough	7/11/22		No	Pass	
202100289	8303 Katy Freeway	P Final	7/6/22		No	Pass	
202200548	10818 Timberglen Drive	Demo F	7/6/22		No	Pass	
202200568	844 KUHLMAN RD	Demo F	7/6/22		No	Pass	
202100398	2 Bridlewood Ct	E Underg	7/7/22		No	Pass	
202100656	414 Thamer Cir	Shower Pan	7/7/22		No	Pass	
202200566	10635 NEVERS PARK DR	E Rough	7/7/22		No	Pass	
202100922	10914 Kirwick Drive	Gas Test	7/8/22	Y	Yes	NC	Fail; No pressure on gauge
201600635	10802 HUNTERS FOREST DR	Bld-Final	7/11/22		No	NC	[ Entered 6/29/2022 by BBG ]: Disapproved - Wrong gauge used PL #3068 Fail - 1. need to complete clean up of property 2. finish rain gutters and drainage 3. remove temp fencing. 4. finish interior work and call for inspection when finished.
202100440	10802 HUNTERS FOREST DR	P Final	7/11/22		No	NC	Fail - Not Ready
202100863	10426 Memorial Drive	M Hood V	7/11/22		No	Pass	
202100928	10426 Memorial Drive	P TO/Rough	7/11/22	Y	No	Pass	
202200320	10802 HUNTERS FOREST DR	F Final	7/11/22		No	NC	Fail - Gate on right side shall be self closing and self latching
202200353	715 Storywood Drive	E Final	7/12/22		No	NC	Fail; Outlet within 6ft of sink in laundry shall be GFI; Luminaire within 3ft of tub shall be

202200486	10737 MARSHA LN	E Rough	7/12/22	No	NC	listed for use. Fail; missing outlets in various locations, strap & secure outlets and wires in accordance with 2020 NEC.
202200586	10802 Timberglen Dr	E Rough	7/12/22	No	NC	Fail; no access
202200622	708 Kuhlman Rd	P TO/Rough	7/12/22	No	Pass	
202200622	708 Kuhlman Rd	Shower Pan	7/12/22	No	Pass	
201600635	10802 HUNTERS FOREST DR	Bld-Final	7/18/22	No	NC	Fail, See attachments for list. [ Entered 7/11/2022 by henry ]: Fail - Not Ready
202200013	261 BRYN MAWR CIR	P Deck S	7/19/22	No	Pass	
201600635	10802 HUNTERS FOREST DR	Bld-Final	7/25/22	No	Pass	[ Entered 7/18/2022 by henry ]: Fail, See attachments for list. [ Entered 7/11/2022 by henry ]: Fail - Not Ready
202100440	10802 HUNTERS FOREST DR	P Final	7/25/22	No	Pass	[ Entered 7/11/2022 by henry ]: Fail - Not Ready
202200149	624 Wellesley Drive	E Final	7/25/22	No	NC	Fail; Missing light fixture above tub shall be listed for the location
202200271	406 Menking Court	E Underg	7/25/22	Yes	NC	Disapproved - Covered up already
202200320	10802 HUNTERS FOREST DR	F Final	7/25/22	No	Pass	[ Entered 7/22/2022 by BBG ]: Disapproved - no access [ Entered 7/11/2022 by henry ]: Fail - Gate on right side shall be self closing and self latching
202200458	10602 Tarleton Drive	Foundation	7/25/22	No	Pass	[ Entered 6/29/2022 by henry ]: Fail; no form survey and no access
202200679	10902 Wickwild St	P UnderG	7/25/22	No	Pass	
202200686	338 HUNTERS TRAIL ST	P Final	7/25/22	No	Pass	



202200686	338 HUNTERS TRAIL ST	P Rgh/P-T/VCBK	7/25/22	No	Pass
202200688	10803 Briar Branch Lane	E Underfg	7/25/22	No	Pass
<b>Inspections</b>	<b>Begin Odometer</b>		<b>End Odometer</b>	<b>Miles</b>	<b>Avg Miles per Inspection</b>
<b>33</b>				<b>0</b>	<b>0.0</b>

Copyright © 2022 CityView. All rights reserved. BuildingDepartment.com and BluePrince are trademarks of Harris Computer.

# CITY OF HUNTERS CREEK VILLAGE ENGINEER'S REPORT

Prepared August 17, 2022 for the August 23, 2022 Agenda

## **A. Beinhorn and Voss – Traffic Signal Reconstruction**

1. All added work is installed and functioning.
2. Working on closeout change order with the contractor.

## **B. Little Lisa Lane**

1. Construction to start within 30 days.

## **C. Lindenwood Signal**

1. Waiting on pole delivery. Schedule forthcoming. Anticipating December delivery.

## **D. Kuhlman Reconstruction**

1. Construction contracts have been executed.
2. Construction to start within 30 days.
3. Contractor is having issue with lack of topographic and boundary survey.

## **E. Hunters Grove Reconstruction**

1. Have agenda item for recommendation for award.
2. J. Rivas is the apparent low bidder. After some research, J. Rivas appears to be a spin off from Metro City, RAS and Angel Brothers. J. Rivas was created in 2016. They provided three resumes. I have worked with all three of the principals at separate companies for the last 10 years in La Porte, Deer Park and Bunker Hill. Based on my own experience, I do not see a reason to not recommend award to them as low bidder.
3. We are working on references and will have a recommendation on the regular agenda.

## **F. Shasta/Pineland Reconstruction**

1. Field survey is complete.
2. Existing drainage conditions evaluation underway.

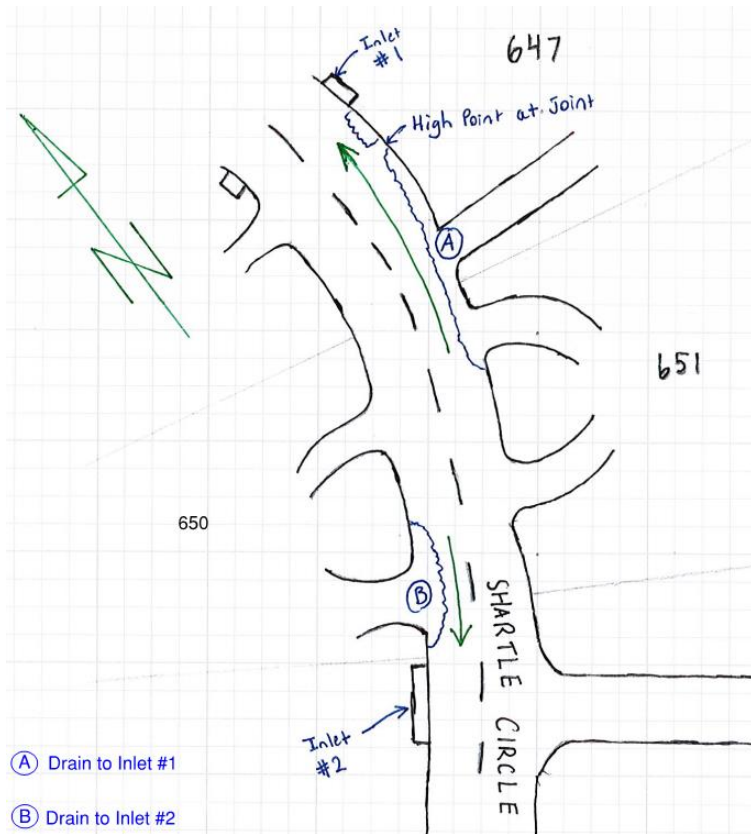
## **G. 2022 Outfall Rehabilitation and Repairs**

1. Survey is ongoing.
2. Design is at 10% complete.
3. I've included some pictures of the inside of the Kuhlman outfall:



## H. Mudjacking

1. Shartle location has been completed successfully. A persistent birdbath Two other residents nearby have similar problems with water ponding approximately 3-inches deep in their driveways.
2. The neighborhood streets are generally in good condition. I recommend performing mudjacking at driveways and mailboxes as needed going forward.
3. We are anticipating Uretex proposals for both driveways next week.
4. The Willowend location is not a candidate for mudjacking. I will prepare a recommendation for a candidate project to mitigate the ponding that is not as extensive as the candidate project presented in April for \$700k to repair Willowend.



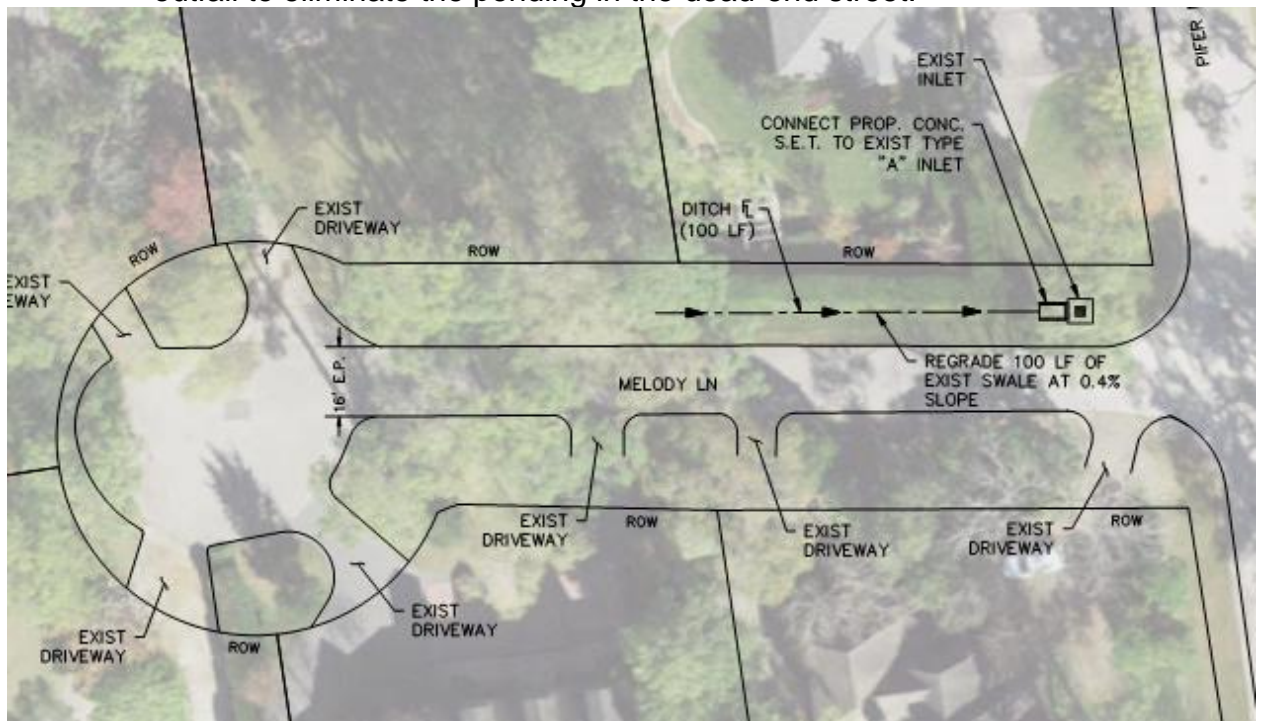
**I. Miscellaneous drainage issues**

1. 1218 Riverbend has a sinkhole. Based on CCTV footage from 2021 there appears to be a parallel pipe system connecting to Voss Road. However, we cannot find the second parallel pipe in Voss. We anticipate the second pipe is the source of the sinkhole. We have engaged Century Concrete to prepare a level of effort to locate and repair the sinkhole.





2. Melody Lane has a series of open ditches and culverts on the north side that hold a substantial amount of water. The system ties into the deep storm sewer in Pifer. We have engaged Century Concrete to provide a level of effort to regrade the ditch and lower the ditch outfall to eliminate the ponding in the dead-end street.



**CITY OF HUNTERS CREEK VILLAGE, TEXAS  
MINUTES OF THE REGULAR  
CITY COUNCIL MEETING  
July 26, 2022**

The City Council of the City of Hunters Creek Village, Texas held a regular meeting on Tuesday, July 26, 2022, at 6:00 p.m., at #1 Hunters Creek Place, Hunters Creek Village, Texas. Members of the public were invited to attend the meeting in person.

---

Present:	Mayor:	Jim Pappas
	Councilmembers:	Stuart Marks Fidel Sapien Linda Knox Chip Cowell Jay Carlton
	City Administrator:	Tom Fullen
	Building Official:	Henry Rivas
	City Engineer:	Steve Byington
	City Attorney:	John Hightower
	Assistant to the City Secretary:	Jessica Pierce

- A. Call to order and the roll of elected and appointed officers will be taken.

**With a quorum of the Council Members present, Mayor Pappas called the meeting to order at 6:00 p.m.**

- B. **Rob Adams led the Pledge of Allegiance followed by a prayer by Mayor Pappas.**
- C. PUBLIC HEARING

A Public Hearing will be held before the City Council for the purpose of receiving input from the public, either oral or written, regarding the City's 2023 Proposed Budget (copies are posted on the City's website and on file with the office of the City Secretary)

**Open Public Hearing: Mayor Pappas opened the Public Hearing at 6:02 p.m.**

**There were no comments or questions from the public.**

**Close Public Hearing: Mayor Pappas closed the Public Hearing at 6:03 p.m.**

- D. PUBLIC COMMENTS *At this time, any person with city-related business may speak to the Council. In compliance with the Texas Open Meetings Act, if a member of the public comments or inquiries about a subject that is not specifically*

*identified on the agenda, a member of council or a staff member may only respond by giving a statement of specific factual information or by reciting existing policy. The City Council may not deliberate or vote on the matter.*

**E. REPORTS**

1. City Treasurer Monthly Report - **Tom Fullen, City Administrator presented this report.**
2. Police Commissioner Monthly Report – **Steve Reichek, Alt. Police Commissioner, and Ray Schultz, Police Chief, presented this report.**
3. Fire Commissioner Monthly Report – **Jay Carlton, Councilmember, and Rob Adams, Fire Commissioner, presented this report.**
4. Building Official Monthly Report – **Henry Rivas, Building Official, presented this report.**
5. City Engineer Monthly Report – **Steve Byington, City Engineer, presented this report.**
6. City Administrator Report – **Tom Fullen, City Administrator, No report.**
7. Mayor and Council Reports and Comments

**F. CONSENT AGENDA** *The following items are considered routine by the City Council and will be enacted by one motion. There will not be a separate discussion on these items unless a Councilmember requests, in which event, the item will be removed from the general order of business and considered in its normal sequence on the agenda.*

1. Approval of the Minutes of the Regular Meeting on June 28, 2022.
2. Approval of the Cash Disbursement Journal for June 2022.
3. Approval of the 2022 1<sup>st</sup> Quarterly Investment Report.
4. Approval of the 2022 2<sup>nd</sup> Quarterly Investment Report.

**Councilmember Marks made a motion to approve the Consent Agenda. Councilmember Carlton seconded the motion and the motion carried unanimously.**

**G. REGULAR AGENDA**

1. Discussion and possible action to approve a 3-month extension for remodel permit 201900352 at 10841 Beinhorn Rd.

**Councilmember Carlton made a motion to approve a 3-month extension for remodel permit 201900352 at 10841 Beinhorn Rd. Councilmember Marks seconded the motion and the motion carried unanimously.**

2. Discussion and possible action to award a contract to On Par Civil Services, LLC in the amount of \$145,097.70 for the Little Lisa Lane Reconstruction.

**Councilmember Sapien made a motion to award a contract to On Par Civil Services, LLC in the amount of \$145,097.70 for the Little Lisa Lane Reconstruction. Councilmember Knox seconded the motion and the motion carried unanimously.**

3. Discussion and possible action to approve Amendment No. 72 to the engineering contract with Cobb Fendley in the amount of \$128,600.00 for Engineering Services associated with the 2022 Outfall Rehabilitations and Repairs.

**Councilmember Sapien made a motion to approve Amendment No. 72 to the engineering contract with Cobb Fendley in the amount of \$128,600.00 for Engineering Services associated with the 2022 Outfall Rehabilitations and Repairs. Councilmember Marks seconded the motion and the motion carried unanimously.**

4. Discussion and possible action to approve Amendment No. 73 to the engineering contract with Cobb Fendley in the amount of \$323,400.00 for Engineering Services associated with the Shasta and Pineland Paving and Drainage Improvements.

**Councilmember Cowell made a motion to approve Amendment No. 73 to the engineering contract with Cobb Fendley in the amount of \$323,400.00 for Engineering Services associated with the Shasta and Pineland Paving and Drainage Improvements. Councilmember Sapien seconded the motion and the motion carried unanimously.**

5. Consideration and possible action to adopt A RESOLUTION OF THE CITY OF HUNTERS CREEK VILLAGE, TEXAS, ADOPTING THE PROPOSED TAX RATE CONTAINED IN THE MAYOR'S PROPOSED 2023 MUNICIPAL BUDGET AS THE CITY'S PROPOSED 2022 TAX RATE TO BE CONSIDERED FOR ADOPTION AT A PUBLIC HEARING HELD FOR THAT PURPOSE; DESIGNATING THE CITY ADMINISTRATOR AS THE OFFICIAL WHO SHALL MAKE THE CALCULATIONS AND PROVIDE THE INFORMATION ASSOCIATED WITH THE CONSIDERATION AND ADOPTION OF THE CITY'S 2022 TAX RATE; AND MAKING OTHER PROVISIONS RELATED TO THE SUBJECT.



**Councilmember Cowell made a motion to adopt the proposed resolution. Councilmember Knox seconded the motion and the motion carried unanimously.**

H. ADJOURNMENT

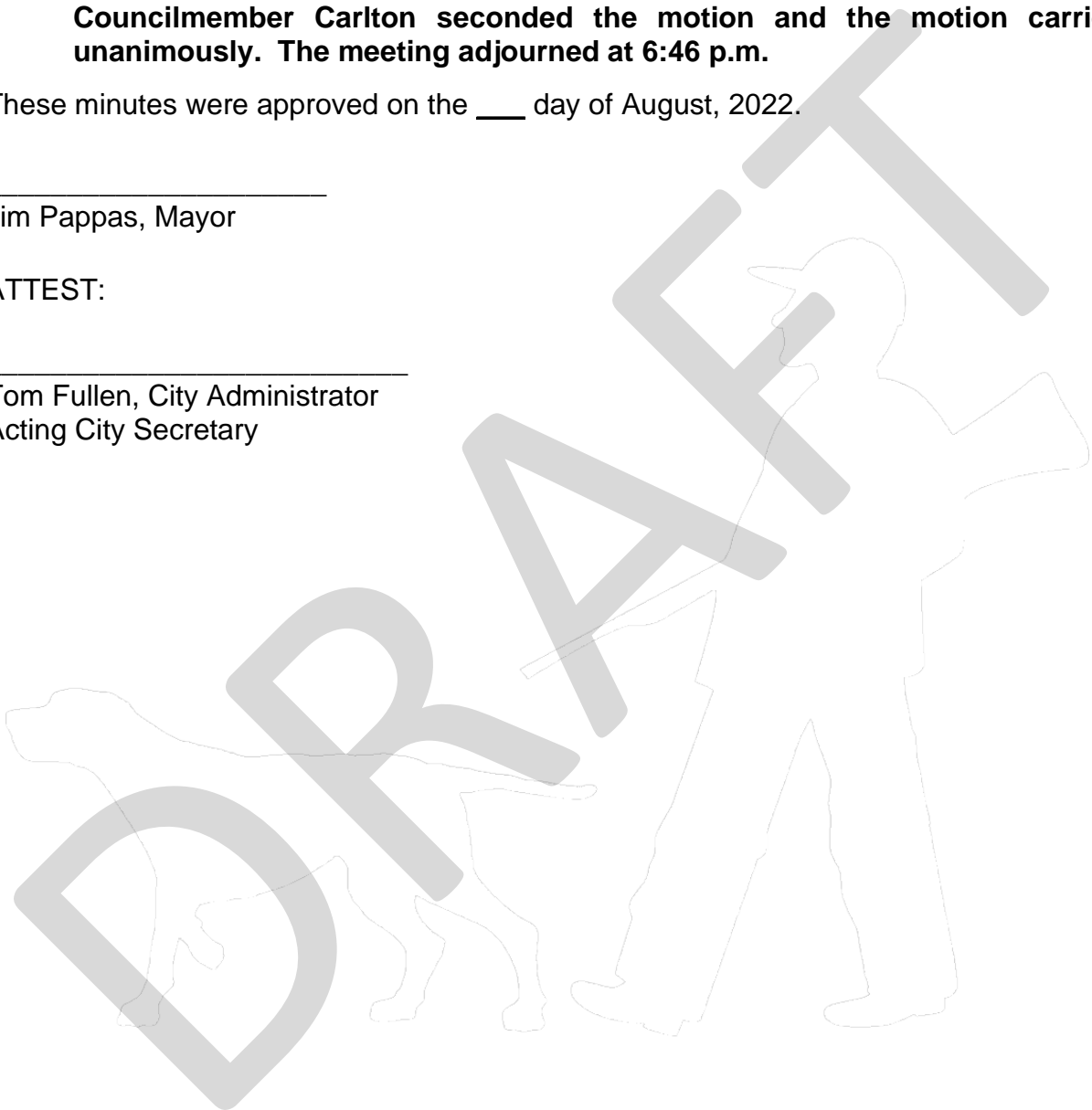
**At 6:46 p.m., Councilmember Cowell made a motion to adjourn. Councilmember Carlton seconded the motion and the motion carried unanimously. The meeting adjourned at 6:46 p.m.**

These minutes were approved on the \_\_\_\_ day of August, 2022.

\_\_\_\_\_  
Jim Pappas, Mayor

ATTEST:

\_\_\_\_\_  
Tom Fullen, City Administrator  
Acting City Secretary



**CITY OF HUNTERS CREEK VILLAGE, TEXAS  
MINUTES OF THE SPECIAL  
CITY COUNCIL MEETING  
June 28, 2022**

The City Council of the City of Hunters Creek Village, Texas held a special meeting on Tuesday, June 28, 2022, #1 Hunters Creek Place, Hunters Creek Village, Texas. Members of the public were invited to attend the meeting in person or by video or audio conference.

Present:	Mayor:	Jim Pappas
	Councilmembers:	Stuart Marks Fidel Sapien Linda Knox Chip Cowell Jay Carlton
	City Administrator:	Tom Fullen
	Building Official:	Henry Rivas
	City Engineer:	Steve Byington
	Accounting Clerk:	Jackie Ramos

***With a quorum of the Council Members present, Mayor Jim Pappas called the meeting to order at 4:00 p.m.***

**WORKSHOP.** A budget planning workshop was held to discuss the following items relating to the preparation of the 2023 proposed budget: (1) Administration budget, including maintenance and operations, personnel, professional services, public works, and municipal court; (2) Public Safety budget, including Village Fire Department and Memorial Villages Police Department budgets; (3) Capital Improvement and Street Maintenance program budget, including identifying priority of projects and evaluating the budgetary impact; and (4) Anticipated Revenues from property taxes, sales taxes and other sources of funding.

Tom Fullen, City Administrator presented this item. There was discussion but no formal action was taken.

**ADJOURNMENT**

**At 5:10 pm, a motion was made and seconded to adjourn. The motion was approved unanimously.**

The meeting was adjourned at 5:10 p.m.

These minutes were approved on the \_\_\_\_ day of August, 2022.

\_\_\_\_\_  
Jim Pappas, Mayor

ATTEST:

\_\_\_\_\_  
Tom Fullen, City Administrator  
Acting City Secretary

DRAFT



City of Hunters Creek Village, TX

# Check Report

By Check Number

Date Range: 07/01/2022 - 07/31/2022

Vendor Number	Vendor Name	Payment Date	Payment Type	Discount Amount	Payment Amount	Number
0517-TF	PAYMENT REMITTANCE CENTER	07/18/2022	Bank Draft	0.00	2.24	DFT0000352

### Bank Code AP POOLED Summary

Payment Type	Payable Count	Payment Count	Discount	Payment
Regular Checks	0	0	0.00	0.00
Manual Checks	0	0	0.00	0.00
Voided Checks	0	0	0.00	0.00
Bank Drafts	1	1	0.00	2.24
EFT's	0	0	0.00	0.00
	<b>1</b>	<b>1</b>	<b>0.00</b>	<b>2.24</b>

Check Report

Date Range: 07/01/2022 - 07/31/2022

Vendor Number	Vendor Name	Payment Date	Payment Type	Discount Amount	Payment Amount	Number
<b>Bank Code: AP Pooled Allegiance-AP Pooled Allegiance</b>						
000774	ADAM VOYLES	07/01/2022	Regular	0.00	300.00	33680
0647	AFLAC WORLDWIDE HEADQUARTERS	07/01/2022	Regular	0.00	640.92	33681
0458	AT&T (5019)	07/01/2022	Regular	0.00	703.83	33682
000815	BBG CONSULTING INC	07/01/2022	Regular	0.00	4,280.00	33683
0170	BELT HARRIS PECHACEK LLP	07/01/2022	Regular	0.00	5,589.00	33684
0607	BOWNDS WHOLESALE NURSERY	07/01/2022	Regular	0.00	7,100.00	33685
0669	C & D JANITOR SERVICE INC	07/01/2022	Regular	0.00	835.65	33686
0010	CENTERPOINT ENERGY	07/01/2022	Regular	0.00	31.37	33687
000876	CINTAS CORPORATION	07/01/2022	Regular	0.00	105.18	33688
0012	COBB FENDLEY	07/01/2022	Regular	0.00	6,865.00	33689
0018	END-O-PEST	07/01/2022	Regular	0.00	135.00	33690
000796	ENGIE RESOURCES	07/01/2022	Regular	0.00	362.59	33691
000796	ENGIE RESOURCES	07/01/2022	Regular	0.00	4,236.51	33692
000853	GOVERNMENT FINANCE OFFICERS ASSOCIATION	07/01/2022	Regular	0.00	160.00	33693
0516	JERDON ENTERPRISE LP	07/01/2022	Regular	0.00	22,556.72	33694
000893	LANGUAGE LINE SERVICES INC.	07/01/2022	Regular	0.00	31.07	33695
0052	MEMORIAL VILLAGES POLICE DEPT - MAIN	07/01/2022	Regular	0.00	4,444.50	33696
0052	MEMORIAL VILLAGES POLICE DEPT - MAIN	07/01/2022	Regular	0.00	170,034.00	33697
0053	MEMORIAL VILLAGES WATER AUTHORITY	07/01/2022	Regular	0.00	12,213.76	33698
0062	NORTHWEST PEST PATROL	07/01/2022	Regular	0.00	1,286.80	33699
0065	OFFICE DEPOT CREDIT PLAN	07/01/2022	Regular	0.00	212.82	33700
0420	PREMIER TREE SERVICE	07/01/2022	Regular	0.00	1,700.00	33701
0075	PRIME SOURCE OFFICE SOLUTIONS	07/01/2022	Regular	0.00	458.37	33702
0103	TEXAS MUNICIPAL RETIREMENT SYSTEM - TMRS	07/01/2022	Regular	0.00	11,312.56	33703
0362	VERIZON WIRELESS	07/01/2022	Regular	0.00	38.03	33704
0105	VILLAGE FIRE DEPARTMENT	07/01/2022	Regular	0.00	138,199.34	33705
0107	VILLAGES MUTUAL INSURANCE COOPERATIVE	07/01/2022	Regular	0.00	7,787.80	33706
0005	AT&T (5001)	07/13/2022	Regular	0.00	529.73	33707
000815	BBG CONSULTING INC	07/13/2022	Regular	0.00	5,960.00	33708
000717	CAPITAL ONE TRADE CREDIT	07/13/2022	Regular	0.00	75.97	33709
000876	CINTAS CORPORATION	07/13/2022	Regular	0.00	51.50	33710
0012	COBB FENDLEY	07/13/2022	Regular	0.00	28,460.21	33711
0020	EWING HOUSTON	07/13/2022	Regular	0.00	522.52	33712
0150	GARY B MADDOX	07/13/2022	Regular	0.00	500.00	33713
0530	GB TECH	07/13/2022	Regular	0.00	560.00	33714
000744	GULF COAST GOVERNMENT FINANCE OFFICERS A	07/13/2022	Regular	0.00	25.00	33715
000894	HARRIS COUNTY ACCOUNTS RECEIVABLE - GENER	07/13/2022	Regular	0.00	2,314.51	33716
000716	KIRWIN LAW FIRM PLLC	07/13/2022	Regular	0.00	41.00	33717
0654	LORA JEAN D LENZSCH	07/13/2022	Regular	0.00	1,025.00	33718
000715	NEWTON NURSERIES WEST	07/13/2022	Regular	0.00	91.70	33719
0066	OLSON & OLSON LLP	07/13/2022	Regular	0.00	1,992.00	33720
0085	SHERWIN WILLIAMS CO	07/13/2022	Regular	0.00	162.32	33721
000789	VAN SANT LANDSCAPE MANAGEMENT	07/13/2022	Regular	0.00	6,456.00	33722
0105	VILLAGE FIRE DEPARTMENT	07/13/2022	Regular	0.00	1,325.44	33723
0647	AFLAC WORLDWIDE HEADQUARTERS	07/28/2022	Regular	0.00	961.38	33724
0458	AT&T (5019)	07/28/2022	Regular	0.00	712.63	33725
0669	C & D JANITOR SERVICE INC	07/28/2022	Regular	0.00	835.65	33726
0010	CENTERPOINT ENERGY	07/28/2022	Regular	0.00	31.86	33727
000876	CINTAS CORPORATION	07/28/2022	Regular	0.00	104.34	33728
0012	COBB FENDLEY	07/28/2022	Regular	0.00	25,858.75	33729
000796	ENGIE RESOURCES	07/28/2022	Regular	0.00	4,077.02	33730
000796	ENGIE RESOURCES	07/28/2022	Regular	0.00	355.71	33731
0537	GREEN FOR LIFE	07/28/2022	Regular	0.00	42,769.42	33732
0035	HOUSTON CHRONICLE	07/28/2022	Regular	0.00	1,736.08	33733
000893	LANGUAGE LINE SERVICES INC.	07/28/2022	Regular	0.00	40.53	33734
0052	MEMORIAL VILLAGES POLICE DEPT - MAIN	07/28/2022	Regular	0.00	170,034.00	33735
0052	MEMORIAL VILLAGES POLICE DEPT - MAIN	07/28/2022	Regular	0.00	4,444.50	33736
0053	MEMORIAL VILLAGES WATER AUTHORITY	07/28/2022	Regular	0.00	4,793.48	33737
0522	MISTER SWEEPER LP	07/28/2022	Regular	0.00	834.00	33738
0062	NORTHWEST PEST PATROL	07/28/2022	Regular	0.00	1,608.50	33739

Check Report

Date Range: 07/01/2022 - 07/31/2022

Vendor Number	Vendor Name	Payment Date	Payment Type	Discount Amount	Payment Amount	Number
0067	OMNIBASE SERVICES OF TEXAS	07/28/2022	Regular	0.00	348.00	33740
0420	PREMIER TREE SERVICE	07/28/2022	Regular	0.00	650.00	33741
0086	SIGN AND SUPPLY LP	07/28/2022	Regular	0.00	4,686.86	33742
000792	STATE COMPTROLLER OF PUBLIC ACCOUNTS	07/28/2022	Regular	0.00	16,913.42	33743
0103	TEXAS MUNICIPAL RETIREMENT SYSTEM - TMRS	07/28/2022	Regular	0.00	18,678.12	33744
0362	VERIZON WIRELESS	07/28/2022	Regular	0.00	38.13	33745
0105	VILLAGE FIRE DEPARTMENT	07/28/2022	Regular	0.00	138,199.34	33746
0107	VILLAGES MUTUAL INSURANCE COOPERATIVE	07/28/2022	Regular	0.00	7,787.80	33747
000890	FIRST NATIONAL BANK OMAHA - EA	07/18/2022	Bank Draft	0.00	1,249.29	DFT0000349
000888	FIRST NATIONAL BANK OMAHA - JP	07/18/2022	Bank Draft	0.00	369.37	DFT0000350
000889	FIRST NATIONAL BANK OMAHA- TF	07/18/2022	Bank Draft	0.00	1,019.68	DFT0000351

Bank Code AP Pooled Allegiance Summary

Payment Type	Payable Count	Payment Count	Discount	Payment
Regular Checks	93	68	0.00	898,213.24
Manual Checks	0	0	0.00	0.00
Voided Checks	0	0	0.00	0.00
Bank Drafts	3	3	0.00	2,638.34
EFT's	0	0	0.00	0.00
	<b>96</b>	<b>71</b>	<b>0.00</b>	<b>900,851.58</b>

### All Bank Codes Check Summary

Payment Type	Payable Count	Payment Count	Discount	Payment
Regular Checks	93	68	0.00	898,213.24
Manual Checks	0	0	0.00	0.00
Voided Checks	0	0	0.00	0.00
Bank Drafts	4	4	0.00	2,640.58
EFT's	0	0	0.00	0.00
	<b>97</b>	<b>72</b>	<b>0.00</b>	<b>900,853.82</b>

### Fund Summary

Fund	Name	Period	Amount
999	POOL	7/2022	900,853.82
			<b>900,853.82</b>



**CITY OF HUNTERS CREEK VILLAGE  
AGENDA DISCUSSION FORM**

**AGENDA DATE:** August 23, 2022  
**AGENDA SUBJECT:** Discussion and possible action to approve a resolution to appoint Robert Swanson as a director to the Board of Directors for Gulf Coast Authority.

**EXHIBITS:** Resolution & Letter

---



August 9, 2022

*Via email: [jimpappas@cityofhunterscreek.com](mailto:jimpappas@cityofhunterscreek.com)*

Mayor Jim Pappas  
City of Hunters Creek Village  
1 Hunters Creek Place  
Houston, Texas 77024

Dear Mayor,

The Gulf Coast Authority (“GCA”) is a tri-county local government created by the Texas Legislature in 1969 for the purposes of, among other things, controlling water pollution and providing waste treatment and disposal systems in Harris, Galveston and Chambers Counties. GCA’s boundaries include all Chambers, Galveston and Harris Counties, and GCA currently owns and operates five industrial and municipal wastewater treatment facilities and water reclamation projects in Galveston and Harris Counties. Additionally, GCA owns industrial wastewater facilities in Ector and Ellis Counties. There is more information about GCA on its website: [www.gcatx.org](http://www.gcatx.org).

GCA is governed by a nine-member Board of Directors (the “Board”). The members of the Board are appointed to serve staggered, two-year terms. Because the GCA is a regional entity embracing three counties, three members are chosen from each county, in which they must reside. The Governor appoints one member from each county; the Commissioner’s Court of each county appoints a member from its county; and one member from each county is appointed by the mayors of the cities that have their city hall in that county. The mayors of each county are referred to in GCA’s statute as the “municipalities waste disposal council”, which appoints the municipal representative for that county to the GCA Board of Directors.

The municipal representative position for Harris County is vacant. The current term for Harris County’s municipal representative expires August 31, 2023. GCA’s statute designates “the mayor of the county seat” as the chairman of the municipalities waste disposal council. Under GCA’s statute, the chairman may mail a notice recommending a specific person to the GCA Board as the municipalities waste disposal council’s representative on the Board and, if the chairman receives written responses from a majority of the mayors in that county that consent to and approve the proposed appointment within thirty (30) days of the nomination, then

Mayor Jim Pappas  
August 9, 2022  
Page 2


that person is appointed to the Board. Accordingly, the timeliness of your response to the nomination is very important.

Mayor Turner has nominated Robert Swanson, a former councilmember of Hilshire Village, to be the Harris County municipalities waste disposal council's representative to the GCA Board of Directors.

As mayor of your City, you may consent to and approve the appointment of Robert Swanson to the Board without the approval of your City Council. If, however, you would like your City Council's approval or input to your action regarding the appointment, I have provided a draft resolution for Council to approve the appointment. The approval form must be returned to Mayor Turner by August 30, 2022, to be effective.

If you have any questions regarding Gulf Coast Authority or the Board member appointment process, please feel free to call me or Elizabeth Hale, the General Manager of Gulf Coast Authority.

Sincerely,



Scott Bounds

General Counsel for Gulf Coast Authority

Enclosures

cc: Elizabeth Hale  
General Manager, Gulf Coast Authority

Tom Fullen  
City Administrator, City of Hunters Creek Village  
[tfullen@cityofhunterscreek.com](mailto:tfullen@cityofhunterscreek.com)

**RESOLUTION NO. 2022-02**

**A RESOLUTION OF THE CITY COUNCIL OF THE CITY OF HUNTERS CREEK VILLAGE, TEXAS APPROVING ITS MAYOR'S APPOINTMENT OF ROBERT SWANSON AS A DIRECTOR TO THE BOARD OF DIRECTORS OF THE GULF COAST AUTHORITY.**

WHEREAS, the Gulf Coast Authority ("GCA") was created by the Texas Legislature in 1969 with the broad charge to protect the waters of the State of Texas, and in particular the Galveston Bay watershed; and

WHEREAS, GCA owns and operates regional industrial and municipal wastewater treatment facilities in Harris and Galveston Counties; and

WHEREAS, the mayors of the cities with a city hall located in Harris County, called the Municipalities Waste Disposal Council of Harris County, appoint one member of the nine-member board of directors of GCA; and

WHEREAS, this City Council deems it appropriate and in the public interest to authorize its Mayor to appoint Robert Swanson to the Board of Directors of GCA;

Now, therefore,

**BE IT RESOLVED BY THE CITY COUNCIL OF THE CITY OF HUNTERS CREEK VILLAGE, TEXAS, THAT:**

Section 1. The Mayor is hereby authorized and directed to consent to and approve the appointment of Robert Swanson to the Board of Directors of the Gulf Coast Authority to fill the unexpired term of the municipal representative for Harris County, Texas which ends August 31, 2023.

Section 2. The City Secretary is hereby authorized and directed to return the Mayor's written consent to the appointment of Robert Swanson to the chairman of the municipalities waste disposal county, with copy to the Secretary of the Gulf Coast Authority, no later than August 30, 2022.

PASSED AND APPROVED AS SET OUT BELOW AT A MEETING OF THE CITY COUNCIL ON THE \_\_\_\_ DAY OF AUGUST, 2022.

\_\_\_\_\_  
Jim Pappas, Mayor

ATTEST:

\_\_\_\_\_  
Tom Fullen, City Administrator  
Acting City Secretary



**CITY OF HUNTERS CREEK VILLAGE  
AGENDA DISCUSSION FORM**

**AGENDA DATE:** August 23, 2022  
**AGENDA SUBJECT:** Discussion and possible action to award a contract to J. Rivas Construction, LLC in the amount of \$865,611.25 for the Hunters Grove Lane Reconstruction.

**EXHIBITS:** Recommendation Letter

---

August 17, 2022

The Honorable Jim Pappas  
City of Hunters Creek Village  
1 Hunters Creek Place  
Houston, Texas 77024

RE: Hunters Grove Lane Reconstruction  
Construction Award Recommendation  
CFA PROJ. NO. 2112-018-03

Dear Mayor Pappas:

CobbFendley received five (5) bids on August 16, 2022 for the above-mentioned project. The apparent low bidder was J. Rivas Construction, LLC with a total bid amount of \$865,611.25 which includes the base bid and extra work items. There were mathematical errors identified in the bid tabulation for J. Rivas Construction, LLC, however they remained the low bidder. Based on a review of the low bidder's submitted documents which includes qualifications, experience and financials, it appears that the bidder is responsive and responsible.

Based on review of the bid received and the conditions discussed above, we recommend that the contract for this project be awarded to J. Rivas Construction, LLC, for the aforementioned amount contingent upon approval of bonds and certificate of insurance.

Enclosed, for your review, is a copy of the Unit Bid Tabulation. If you have any questions or require any additional information, please do not hesitate to call me at 713-462-3242.

Sincerely,

COBB, FENDLEY & ASSOCIATES, INC.



Stephen G. Ray, P.E.  
Project Manager

Enclosure

PROJECT: HUNTERS GROVE LANE RECONSTRUCTION  
 CLIENT: CITY OF HUNTERS CREEK VILLAGE  
 DATE OF BID OPENING: AUGUST 16, 2022  
 TIME: 2:00 PM  
 CFA PROJECT NUMBER: 2212-018-03

Item No.	Item Description	Unit	Quantity	BIDDER NO. 1		BIDDER NO. 2		BIDDER NO. 3		BIDDER NO. 4		BIDDER NO. 5	
				Unit Price	Extended Price	Unit Price	Extended Price	Unit Price	Extended Price	Unit Price	Extended Price	Unit Price	Extended Price
<b>SECTION 1 - SITE PREPARATION</b>													
1	Mobilization (No Greater than 5% of Total Bid)	LS	1	\$ 34,500.00	\$ 34,500.00	\$ 43,034.00	\$ 43,034.00	\$ 49,500.00	\$ 49,500.00	\$ 47,000.00	\$ 47,000.00	\$ 50,000.00	\$ 50,000.00
2	Barricades, Signs, and Traffic Control, Complete in Place	LS	1	\$ 35,500.00	\$ 35,500.00	\$ 40,878.00	\$ 40,878.00	\$ 10,000.00	\$ 10,000.00	\$ 117,500.00	\$ 117,500.00	\$ 100,000.00	\$ 100,000.00
3	Tree Protection Plan	LS	1	\$ 16,500.00	\$ 16,500.00	\$ 2,762.00	\$ 2,762.00	\$ 1,200.00	\$ 1,200.00	\$ 7,500.00	\$ 7,500.00	\$ 25,000.00	\$ 25,000.00
4	Block Sodding, Complete in Place	SY	2,540	\$ 8.25	\$ 20,955.00	\$ 8.00	\$ 20,320.00	\$ 6.50	\$ 16,510.00	\$ 8.50	\$ 21,590.00	\$ 7.00	\$ 17,780.00
<b>SUBTOTAL SECTION 1 - SITE PREPARATION</b>					\$ 107,455.00		\$ 106,994.00		\$ 77,210.00		\$ 193,590.00		\$ 192,780.00
<b>SECTION 2 - STORM SEWER POLLUTION PREVENTION PLAN ITEMS</b>													
5	Erosion/Sediment Control in Accordance with TPDES Requirements, including Notice of Intent (NOI), Notice of Termination (NOT), Maintenance, Inspection and Reporting	LS	1	\$ 2,500.00	\$ 2,500.00	\$ 1,495.00	\$ 1,495.00	\$ 1,250.00	\$ 1,250.00	\$ 2,500.00	\$ 2,500.00	\$ 10,000.00	\$ 10,000.00
6	SWPPP Inspection and Maintenance	LS	1	\$ 2,200.00	\$ 2,200.00	\$ 2,583.00	\$ 2,583.00	\$ 3,300.00	\$ 3,300.00	\$ 3,252.00	\$ 3,252.00	\$ 10,000.00	\$ 10,000.00
7	Reinforce Filter Fabric Fence	LF	500	\$ 3.25	\$ 1,625.00	\$ 3.85	\$ 1,925.00	\$ 2.00	\$ 1,000.00	\$ 4.50	\$ 2,250.00	\$ 4.50	\$ 2,250.00
8	Furnish Stabilized Construction Exit, Complete in Place	SY	22	\$ 72.00	\$ 1,584.00	\$ 167.50	\$ 3,685.00	\$ 140.00	\$ 3,080.00	\$ 52.00	\$ 1,144.00	\$ 60.00	\$ 1,320.00
9	Furnish, Install, and Remove Reinforced Sand Bag Inlet Protection Barrier, Complete in Place (Stage I)	LF	50	\$ 24.00	\$ 1,200.00	\$ 36.00	\$ 1,800.00	\$ 15.00	\$ 750.00	\$ 11.00	\$ 550.00	\$ 12.00	\$ 600.00
10	Furnish, Install, and Remove Reinforced Sand Bag Inlet Protection Barrier, Complete in Place (Stage II)	LF	50	\$ 24.00	\$ 1,200.00	\$ 71.00	\$ 3,550.00	\$ 15.00	\$ 750.00	\$ 11.00	\$ 550.00	\$ 15.00	\$ 750.00
<b>SUBTOTAL SECTION 2 - STORM SEWER POLLUTION PREVENTION PLAN ITEMS</b>					\$ 10,309.00		\$ 15,038.00		\$ 10,130.00		\$ 10,246.00		\$ 24,920.00
<b>SECTION 3 - DEMOLITION ITEMS</b>													
11	Roadway Excavation (Includes Haul and Disposal) Remove and Dispose Offsite of Existing Concrete Pavement, Subgrade, Concrete Curb, All Thicknesses, Complete in Place (Includes All Saw-Cutting Required)	CY	150	\$ 52.00	\$ 7,800.00	\$ 190.50	\$ 28,575.00	\$ 20.00	\$ 3,000.00	\$ 60.00	\$ 9,000.00	\$ 40.00	\$ 6,000.00
12	Remove and Dispose Offsite of Existing Standard Concrete and Exposed Aggregate Driveways (All Thicknesses), Complete in Place	SY	3,657	\$ 16.50	\$ 60,340.50	\$ 12.00	\$ 43,884.00	\$ 11.00	\$ 40,227.00	\$ 12.50	\$ 45,712.50	\$ 15.00	\$ 54,855.00
13	Remove Existing Paver Driveways, Salvage Surface Material and Return to Resident (All Thicknesses), Complete in Place	SY	233	\$ 14.00	\$ 3,262.00	\$ 20.00	\$ 4,660.00	\$ 12.00	\$ 2,796.00	\$ 20.00	\$ 4,660.00	\$ 20.00	\$ 4,660.00
14	Remove and Dispose Offsite of Existing Concrete Walkways (All Thicknesses), Complete in Place	SY	99	\$ 24.00	\$ 2,376.00	\$ 12.00	\$ 1,188.00	\$ 43.00	\$ 4,257.00	\$ 25.00	\$ 2,475.00	\$ 20.00	\$ 1,980.00
15	Remove and Dispose Offsite of Existing Concrete Walkways (All Thicknesses), Complete in Place	SY	15	\$ 24.00	\$ 360.00	\$ 232.00	\$ 3,480.00	\$ 17.00	\$ 255.00	\$ 35.00	\$ 525.00	\$ 25.00	\$ 375.00
16	Remove Existing Paver Walkways, Salvage Surface Material and Return to Resident (All Thicknesses), Complete in Place	SY	34	\$ 24.00	\$ 816.00	\$ 12.00	\$ 408.00	\$ 31.00	\$ 1,054.00	\$ 25.00	\$ 850.00	\$ 30.00	\$ 1,020.00
17	Remove and Dispose Existing Inlet (All Types, Sizes and Depths), Complete in Place	EA	3	\$ 950.00	\$ 2,850.00	\$ 423.00	\$ 1,269.00	\$ 1,200.00	\$ 3,600.00	\$ 1,320.00	\$ 3,960.00	\$ 1,800.00	\$ 5,400.00
18	Remove and Dispose Existing Storm Sewer, All Sizes, Complete in Place	LF	28	\$ 45.00	\$ 1,260.00	\$ 65.00	\$ 1,820.00	\$ 25.00	\$ 700.00	\$ 38.00	\$ 1,064.00	\$ 30.00	\$ 840.00
19	Remove and Dispose Existing PVC Curb Drains, All Sizes, Complete in Place	LF	800	\$ 8.00	\$ 6,400.00	\$ 18.00	\$ 14,400.00	\$ 4.50	\$ 3,600.00	\$ 5.50	\$ 4,400.00	\$ 2.00	\$ 1,600.00
<b>SUBTOTAL SECTION 3 - DEMOLITION ITEMS</b>					\$ 85,464.50		\$ 99,684.00		\$ 59,489.00		\$ 72,646.50		\$ 76,730.00
<b>SECTION 4 - PAVING ITEMS</b>													
20	7-Inch Reinforced Concrete Pavement, Complete in Place	SY	3,657	\$ 81.00	\$ 296,217.00	\$ 78.00	\$ 285,246.00	\$ 106.00	\$ 387,642.00	\$ 95.00	\$ 347,415.00	\$ 85.00	\$ 310,845.00
21	8% Hydrated Lime Slurry for Subgrade, Complete in Place	TON	78	\$ 280.00	\$ 21,840.00	\$ 350.00	\$ 27,300.00	\$ 250.00	\$ 19,500.00	\$ 260.00	\$ 20,280.00	\$ 290.00	\$ 22,620.00
22	6-Inch Lime Treatment Subgrade, Complete in Place	SY	3,895	\$ 8.50	\$ 33,107.50	\$ 17.00	\$ 66,215.00	\$ 13.00	\$ 50,635.00	\$ 13.50	\$ 52,582.50	\$ 6.00	\$ 23,370.00
23	6" Concrete Curb, Complete in Place	LF	1,681	\$ 9.00	\$ 15,129.00	\$ 5.00	\$ 8,405.00	\$ 4.50	\$ 7,564.50	\$ 5.00	\$ 8,405.00	\$ 10.00	\$ 16,810.00
24	6-Inch Concrete Driveways, including 6-Inch Cement Stabilized Sand Base, Complete in Place	SY	332	\$ 72.00	\$ 23,904.00	\$ 110.00	\$ 36,520.00	\$ 175.00	\$ 58,100.00	\$ 100.00	\$ 33,200.00	\$ 150.00	\$ 49,800.00
25	4-1/2 Inch Concrete Walkways, including 4-Inch Cement Stabilized Sand Base, Complete in Place	SF	431	\$ 10.75	\$ 4,633.25	\$ 11.00	\$ 4,741.00	\$ 42.00	\$ 18,102.00	\$ 12.00	\$ 5,172.00	\$ 30.00	\$ 12,930.00
<b>SUBTOTAL SECTION 4 - PAVING ITEMS</b>					\$ 394,830.75		\$ 428,427.00		\$ 541,543.50		\$ 467,054.50		\$ 436,375.00
<b>SECTION 5 - STORM SEWER ITEMS</b>													
26	Precast Type BB Inlet, Complete in Place	EA	5	\$ 6,800.00	\$ 34,000.00	\$ 4,578.00	\$ 22,890.00	\$ 6,500.00	\$ 32,500.00	\$ 4,700.00	\$ 23,500.00	\$ 8,000.00	\$ 40,000.00
27	Adjust Existing Storm Sewer Manhole Ring and Cover to Finish Grade, Complete in Place	EA	1	\$ 1,500.00	\$ 1,500.00	\$ 530.00	\$ 530.00	\$ 830.00	\$ 830.00	\$ 1,750.00	\$ 1,750.00	\$ 650.00	\$ 650.00

PROJECT: HUNTERS GROVE LANE RECONSTRUCTION  
 CLIENT: CITY OF HUNTERS CREEK VILLAGE  
 DATE OF BID OPENING: AUGUST 16, 2022  
 TIME: 2:00 PM  
 CFA PROJECT NUMBER: 2212-018-03

Item No.	Item Description	Unit	Quantity	BIDDER NO. 1		BIDDER NO. 2		BIDDER NO. 3		BIDDER NO. 4		BIDDER NO. 5	
				J RIVAS CONSTRUCTION LLC		DG MEDINA CONSTRUCTION, LLC		HARPER BROTHERS CONSTRUCTION, LLC		CONRAD CONSTRUCTION CO., LTD		MAIN LANE INDUSTRIES, LTD.	
				Unit Price	Extended Price	Unit Price	Extended Price	Unit Price	Extended Price	Unit Price	Extended Price	Unit Price	Extended Price
28	Precast Concrete Storm Sewer Manhole, Type 'C' with 32-Inch Ring and Cover for 18-Inch to 42-Inch Pipe, (All Depths), Complete in Place	EA	2	\$ 10,450.00	\$ 20,900.00	\$ 5,343.00	\$ 10,686.00	\$ 7,000.00	\$ 14,000.00	\$ 5,500.00	\$ 11,000.00	\$ 5,000.00	\$ 10,000.00
29	24-inch Reinforced Concrete Pipe C-76 Type III, With Rubber Gaskets, C/S Sand Bed and Backfill, Complete in Place	LF	498	\$ 145.00	\$ 72,210.00	\$ 372.00	\$ 185,256.00	\$ 265.00	\$ 131,970.00	\$ 215.00	\$ 107,070.00	\$ 330.00	\$ 164,340.00
30	Reconnection of 4-inch PVC Curb Drains	LF	800	\$ 20.00	\$ 16,000.00	\$ 12.50	\$ 10,000.00	\$ 22.00	\$ 17,600.00	\$ 38.00	\$ 30,400.00	\$ 10.00	\$ 8,000.00
31	Trench Safety for Storm Sewer, All Depths, Complete in Place	LF	498	\$ 4.00	\$ 1,992.00	\$ 10.00	\$ 4,980.00	\$ 1.00	\$ 498.00	\$ 3.50	\$ 1,743.00	\$ 3.00	\$ 1,494.00
<b>SUBTOTAL SECTION 5 - STORM SEWER ITEMS</b>					\$ 146,602.00		\$ 234,342.00		\$ 197,398.00		\$ 175,463.00		\$ 224,484.00
<b>SECTION 6 - EXTRA WORK ITEMS</b>													
32	Precast Concrete Storm Sewer Manhole, Type 'C' with 32-Inch Ring and Cover for 18-Inch to 42-Inch Pipe, (All Depths), Complete in Place	EA	1	\$ 10,450.00	\$ 10,450.00	\$ 3,712.00	\$ 3,712.00	\$ 7,000.00	\$ 7,000.00	\$ 5,000.00	\$ 5,000.00	\$ 5,000.00	\$ 5,000.00
33	24-inch Reinforced Concrete Pipe C-76 Type III, With Rubber Gaskets, C/S Sand Bed and Backfill, Complete in Place	LF	20	\$ 145.00	\$ 2,900.00	\$ 371.00	\$ 7,420.00	\$ 265.00	\$ 5,300.00	\$ 215.00	\$ 4,300.00	\$ 300.00	\$ 6,000.00
34	Yard Drain Basin, Complete in Place	EA	4	\$ 1,350.00	\$ 5,400.00	\$ 205.00	\$ 820.00	\$ 565.00	\$ 2,260.00	\$ 1,150.00	\$ 4,600.00	\$ 500.00	\$ 2,000.00
35	Landscape Restoration (Covers Landscaping and Sprinkler System Repairs, As Approved By Engineer)	ALL	1	\$ 15,000.00	\$ 15,000.00	\$ 15,000.00	\$ 15,000.00	\$ 15,000.00	\$ 15,000.00	\$ 15,000.00	\$ 15,000.00	\$ 15,000.00	\$ 15,000.00
36	Long Side Water Service Line and Connection	EA	12	\$ 1,500.00	\$ 18,000.00	\$ 775.00	\$ 9,300.00	\$ 2,300.00	\$ 27,600.00	\$ 1,500.00	\$ 18,000.00	\$ 2,000.00	\$ 24,000.00
37	Short Side Water Service Line and Connection	EA	11	\$ 1,200.00	\$ 13,200.00	\$ 994.00	\$ 10,934.00	\$ 1,850.00	\$ 20,350.00	\$ 1,200.00	\$ 13,200.00	\$ 1,500.00	\$ 16,500.00
38	Long Side Sanitary Service Line and Connection	EA	8	\$ 4,200.00	\$ 33,600.00	\$ 734.00	\$ 5,872.00	\$ 1,950.00	\$ 15,600.00	\$ 1,500.00	\$ 12,000.00	\$ 3,000.00	\$ 24,000.00
39	Short Side Sanitary Service Line and Connection	EA	7	\$ 3,200.00	\$ 22,400.00	\$ 175.00	\$ 1,225.00	\$ 2,050.00	\$ 14,350.00	\$ 1,200.00	\$ 8,400.00	\$ 2,000.00	\$ 14,000.00
<b>SUBTOTAL SECTION 6 - EXTRA WORK ITEMS</b>					\$ 120,950.00		\$ 54,283.00		\$ 107,460.00		\$ 80,500.00		\$ 106,500.00
<b>TOTAL BASE BID (SECTIONS 1-5)</b>					\$ 744,661.25		\$ 884,485.00		\$ 885,770.50		\$ 919,000.00		\$ 955,289.00
<b>TOTAL EXTRA WORK BID (SECTION 6)</b>					\$ 120,950.00		\$ 54,283.00		\$ 107,460.00		\$ 80,500.00		\$ 106,500.00
<b>OVERALL TOTAL (SECTIONS 1-6)</b>					\$ 865,611.25		\$ 938,768.00		\$ 993,230.50		\$ 999,500.00		\$ 1,061,789.00

Errors Corrected by Engineer



**CITY OF HUNTERS CREEK VILLAGE  
AGENDA DISCUSSION FORM**

**AGENDA DATE:** August 23, 2022  
**AGENDA SUBJECT:** Discussion and possible action to approve a 3-month extension for remodel permit 201900352 at 10841 Beinhorn Rd.

**EXHIBITS:**

---