

MAYOR
Jim Pappas

CITY OF HUNTERS CREEK VILLAGE

CITY COUNCIL
Stuart Marks
Fidel Sapien
Linda Knox
Chip Cowell
Jay Carlton



CITY ADMINISTRATOR
Tom Fullen, MPA, CPM

Notice is hereby given of a regular meeting of the City Council of Hunters Creek Village, Texas, to be held on **Tuesday, December 5, 2023 at 6:00 p.m.** in the City Hall at #1 Hunters Creek Place, for the purpose of considering the following agenda items.

Anyone wishing to address the city council during the meeting must notify the City Administrator, Tom Fullen, before the meeting begins by: 1) filling out a speaker request form at the meeting; 2) emailing him at fullen@cityofhunterscreek.com; or 3) calling him at 713-465-2150.

-
- A. Call to order and the roll of elected and appointed officers will be taken.
- B. Pledge of Allegiance.
- C. **PUBLIC COMMENTS** *At this time, any person with city-related business may speak to the Council. In compliance with the Texas Open Meetings Act, if a member of the public comments or inquires about a subject that is not specifically identified on the agenda, a member of council or a staff member may only respond by giving a statement of specific factual information or by reciting existing policy. The City Council may not deliberate or vote on the matter.*
- D. **REPORTS**
1. City Treasurer Monthly Report **Pgs. 1-10**
 2. Police Commissioner Monthly Report **Pgs. 11-30**
 3. Fire Commissioner Monthly Report **Pgs. 31-38**
 4. Building Official Monthly Report **Pgs. 39-73**
 5. City Engineer Monthly Report **Pg. 74**
 6. City Administrator Report
 7. Mayor and Council Reports and Comments
- E. **CONSENT AGENDA** *The following items are considered routine by the City Council and will be enacted by one motion. There will not be a separate discussion on these items unless a Councilmember requests, in which event, the item will be removed from the general order of business and considered in its normal sequence on the agenda.*
1. Approval of the Minutes of the Regular Meeting on October 24, 2023. **Pgs. 75-79**
 2. Approval of the Cash Disbursement Journal for October 2023. **Pgs. 80-83**
 3. Approval of the Cash Disbursement Journal for November 2023. **Pgs. 84-86**

F. REGULAR AGENDA

1. Discussion and possible action to accept a donation of a table and 80 chairs from CobbFendley and Associates and to declare the current table and chairs as surplus for auction or disposal. Pg. 87
2. Discussion and possible action to award a contract to TB Concrete Construction, Inc. in the amount of \$3,976,612.00 for the Shasta and Pineland Reconstruction Project. Pgs. 88-97
3. Discussion and possible action to adopt a resolution suspending CenterPoint Energy Resources Corp. gas rate increase for 90 days. Pgs. 98-104
4. Discussion and possible action to approve the holding of a joint election with the Spring Branch ISD in May 2024, and to authorize the Mayor and City Administrator to negotiate the terms of an agreement with the School District. Pgs. 105-112
5. Discussion and possible action to approve Amendment No. 5 to the Village Fire Department's 2023 Budget making intra-budgetary transfers totaling \$146,651.00. Pgs. 113-116
6. Discussion and possible action to approve an ordinance amending chapter 26 of the code of ordinances of the City of Hunters Creek Village to prohibit the discharge of firearms within the city and to provide an exception for police officers and public officials as necessary to carry out their official duties; providing an effective date; providing a penalty of up to \$500 for each offense; and making other provisions related to the subject. Pgs. 117-120

G. EXECUTIVE SESSION It is anticipated that all, or a portion of the discussion of the following items, if any, will be conducted in closed executive session under authority of the Texas Open Meetings Act. However, no action will be taken on these items until the City Council reconvenes in open session.

- To deliberate the appointment, employment, evaluation, reassignment, duties, discipline, or dismissal of City staff members. [Section §551.074 Personnel Matters]
- Consultation with the City Attorney concerning issues related to the consideration of specific use permits under Section 44-157 (7) of the Code of Ordinances.

H. RECONVENE into Open Session and consider action, if any, on items discussed in Executive Session.

**City of Hunters Creek Village
Monthly Tax Office Report
October 31, 2023**

Prepared by: Elizabeth Ruiz, Tax Assessor/Collector

A. Current Taxable Value \$ 3,206,479,597

B. Summary Status of Tax Levy and Current Receivable Balance:

		Current 2022 Tax Year	Delinquent 2021 & Prior Tax Years	Total
Original Levy 0.194082	\$	5,959,433.36		\$ 5,959,433.36
Carryover Balance		-	137,811.88	137,811.88
Adjustments		262,563.50	(6,972.04)	255,591.46
Adjusted Levy		6,221,996.86	130,839.84	6,352,836.70
Less Collections Y-T-D		6,190,850.00	(16,503.43)	6,174,346.57
Receivable Balance	\$	<u>31,146.86</u>	<u>\$ 147,343.27</u>	<u>\$ 178,490.13</u>

C. COLLECTION RECAP:

		Current 2022 Tax Year	Delinquent 2021 & Prior Tax Years	Total
Current Month:				
Base Tax	\$	12,295.26	\$ (13,321.64)	\$ (1,026.38)
Penalty & Interest		2,653.42	(192.64)	2,460.78
Attorney Fees		2,389.56	-	2,389.56
Other Fees		-	-	-
Total Collections	\$	<u>17,338.24</u>	<u>\$ (13,514.28)</u>	<u>\$ 3,823.96</u>

		Current 2022 Tax Year	Delinquent 2021 & Prior Tax Years	Total
Year-To-Date:				
Base Tax:	\$	6,190,850.00	\$ (16,503.43)	\$ 6,174,346.57
Penalty & Interest		27,890.15	67.18	27,957.33
Attorney Fees		5,153.69	121.41	5,275.10
Other Fees		81.27	16.53	97.80
Total Collections	\$	<u>6,223,975.11</u>	<u>\$ (16,298.31)</u>	<u>\$ 6,207,676.80</u>

Percent of Adjusted Levy		<u>100.03%</u>		<u>99.77%</u>
--------------------------	--	----------------	--	---------------



		Original Total Budget	Current Total Budget	Period Activity	Fiscal Activity	Variance (Unfavorable)	Percent Remaining
Fund: 100 - GENERAL GOVERNMENT (01)							
Revenue							
100-00-41000	CURRENT AD VALOREM TAXES	6,337,522.00	6,337,522.00	15,789.57	6,190,302.38	-147,219.62	2.32 %
100-00-41005	PREVIOUS AD VALOREM TAXES	15,000.00	15,000.00	0.00	-3,599.19	-18,599.19	123.99 %
100-00-41010	FRANCHISE TAXES	400,000.00	400,000.00	0.00	290,144.05	-109,855.95	27.46 %
100-00-41015	SALES TAXES	650,000.00	650,000.00	59,203.98	487,298.89	-162,701.11	25.03 %
100-00-41020	MIXED DRINK TAX	20,000.00	20,000.00	2,166.46	26,546.48	6,546.48	132.73 %
100-00-41040	PENALTIES/INTEREST	15,000.00	15,000.00	3,107.79	23,081.53	8,081.53	153.88 %
100-00-42035	BUILDING PERMITS	355,000.00	355,000.00	28,825.60	367,841.09	12,841.09	103.62 %
100-00-42044	CREDIT CARD PROCESSING FEE	2,000.00	2,000.00	667.96	5,240.52	3,240.52	262.03 %
100-00-43056	EMS	0.00	0.00	5,834.16	39,958.97	39,958.97	0.00 %
100-00-43057	CHILD SAFETY FEES	4,000.00	4,000.00	362.36	3,745.19	-254.81	6.37 %
100-00-43070	METRO RECEIPTS	315,000.00	315,000.00	29,601.99	243,649.46	-71,350.54	22.65 %
100-00-44025	TRAFFIC FINES	140,000.00	140,000.00	18,391.41	177,157.22	37,157.22	126.54 %
100-00-44027	COURT TECHNOLOGY FUND	2,000.00	2,000.00	390.06	3,408.69	1,408.69	170.43 %
100-00-44028	COURT SECURITY FUND	1,500.00	1,500.00	441.60	4,071.13	2,571.13	271.41 %
100-00-46030	INTEREST INCOME	15,000.00	15,000.00	39,772.85	405,556.35	390,556.35	2,703.71 %
100-00-48045	SUBD ST. LIGHTS	35,000.00	35,000.00	0.00	37,240.79	2,240.79	106.40 %
100-00-48055	OTHER INCOME	10,000.00	10,000.00	10,296.80	44,104.65	34,104.65	441.05 %
100-00-48061	OPIOID ABATEMENT TRUST FUND	0.00	0.00	0.00	4,616.99	4,616.99	0.00 %
	Revenue Total:	8,317,022.00	8,317,022.00	214,852.59	8,350,365.19	33,343.19	0.40 %
Expense							
100-01-71000	SALARIES & WAGES	613,672.00	613,672.00	47,403.01	500,475.44	113,196.56	18.45 %
100-01-71001	LONGEVITY	5,976.00	5,976.00	0.00	0.00	5,976.00	100.00 %
100-01-71002	457B	12,273.00	12,273.00	921.12	9,628.41	2,644.59	21.55 %
100-01-71025	TMRS	125,618.00	125,618.00	9,831.34	103,634.62	21,983.38	17.50 %
100-01-71030	PAYROLL TAXES	47,412.00	47,412.00	2,544.93	37,464.35	9,947.65	20.98 %
100-01-71105	INSURANCE BENEFITS	115,746.00	115,746.00	10,184.46	94,744.40	21,001.60	18.14 %
100-01-71107	HRA	4,000.00	4,000.00	0.00	0.00	4,000.00	100.00 %
100-01-72045	NOTICES & MAILING	15,000.00	15,000.00	1,772.56	5,473.47	9,526.53	63.51 %
100-01-72055	OFFICE SUPPLIES & PRINTING	8,500.00	8,500.00	297.48	5,957.16	2,542.84	29.92 %
100-01-72060	TELEPHONE	18,191.00	18,191.00	2,034.50	17,224.99	966.01	5.31 %
100-01-72061	TRAVEL & TRAINING	10,000.00	10,000.00	0.00	3,385.40	6,614.60	66.15 %
100-01-72062	TUITION REIMBURSEMENT	5,000.00	5,000.00	0.00	0.00	5,000.00	100.00 %
100-01-72063	CERTIFICATION/LICENSE/EDUCATI...	10,200.00	10,200.00	625.00	6,050.00	4,150.00	40.69 %
100-01-72065	MACHINE RENTAL MAINTENANCE	1,800.00	1,800.00	0.00	738.63	1,061.37	58.97 %
100-01-72090	MEMBERSHIPS & SUBSCRIPTIONS	4,800.00	4,800.00	0.00	2,796.32	2,003.68	41.74 %
100-01-72108	GEN LIABILITY/PROP/WC INS	23,746.00	23,746.00	21,339.74	21,339.74	2,406.26	10.13 %
100-01-72109	SURETY BONDS	250.00	250.00	0.00	0.00	250.00	100.00 %
100-01-72110	ELECTIONS	3,500.00	3,500.00	0.00	0.00	3,500.00	100.00 %
100-01-72111	RECORDS MANAGEMENT	500.00	500.00	0.00	0.00	500.00	100.00 %
100-01-72112	CODIFICATIONS	2,500.00	2,500.00	0.00	1,791.00	709.00	28.36 %
100-01-75040	OFFICE EQUIPMENT	5,000.00	5,000.00	47.00	523.21	4,476.79	89.54 %
100-01-76010	COMPUTER SOFTWARE SERVICES	15,435.00	15,435.00	0.00	15,684.37	-249.37	-1.62 %
100-01-78056	BANK FEES	1,200.00	1,200.00	0.00	452.43	747.57	62.30 %
100-01-78115	PUBLIC RELATIONS	23,000.00	23,000.00	527.18	6,738.17	16,261.83	70.70 %
100-02-72042	CONSULTING SERVICES	20,000.00	20,000.00	3,195.67	22,219.51	-2,219.51	-11.10 %
100-02-72085	TAX COLLECTOR/ASSESSOR	65,100.00	65,100.00	0.00	53,592.00	11,508.00	17.68 %
100-02-72120	AUDITOR	18,375.00	18,375.00	0.00	22,080.00	-3,705.00	-20.16 %
100-02-72300	LITIGATION	25,000.00	25,000.00	0.00	2,567.00	22,433.00	89.73 %
100-02-72310	CITY ATTORNEY	75,000.00	75,000.00	3,400.00	18,289.00	56,711.00	75.61 %
100-02-72502	CITY ENGINEER	78,750.00	78,750.00	0.00	26,282.81	52,467.19	66.63 %

My Budget Report

For Fiscal: 2023 Period Ending: 10/31/2023

		Original Total Budget	Current Total Budget	Period Activity	Fiscal Activity	Variance Favorable (Unfavorable)	Percent Remaining
100-02-78504	TCEQ PHIII STORMWATER PERMIT	7,500.00	7,500.00	1,672.50	3,212.50	4,287.50	57.17 %
100-03-72001	VILLAGE FIRE DEPARTMENT	1,933,491.00	1,933,491.00	110,883.68	1,802,688.51	130,802.49	6.77 %
100-03-72005	MEMORIAL VILLAGES POLICE DEPT.	2,488,811.00	2,488,811.00	-50,000.00	2,111,045.19	377,765.81	15.18 %
100-04-72015	GARBAGE SERVICE	577,500.00	577,500.00	42,769.42	384,924.78	192,575.22	33.35 %
100-04-72021	STREET LIGHTS-CITY	60,000.00	60,000.00	4,706.97	40,416.98	19,583.02	32.64 %
100-04-72057	OFFICE SUPP/PRINTING - PW	2,000.00	2,000.00	264.10	1,157.96	842.04	42.10 %
100-04-72062	TRAVEL/TRAINING - PW	8,500.00	8,500.00	171.95	3,578.14	4,921.86	57.90 %
100-04-72070	MOSQUITO FOGGING CONTRACT	13,781.00	13,781.00	0.00	6,099.00	7,682.00	55.74 %
100-04-72091	MEMBERSHIPS/SUBS PW	1,000.00	1,000.00	0.00	0.00	1,000.00	100.00 %
100-04-72205	UNIFORMS-PW	3,600.00	3,600.00	362.16	2,065.77	1,534.23	42.62 %
100-04-72500	PW-BUILDING INSPECTIONS	60,000.00	60,000.00	6,280.00	42,040.00	17,960.00	29.93 %
100-04-72520	TRUCK MAINTENANCE	15,000.00	15,000.00	762.03	9,860.22	5,139.78	34.27 %
100-04-72530	TRAFFIC LIGHT MAINTENANCE	3,500.00	3,500.00	0.00	1,659.50	1,840.50	52.59 %
100-04-72540	MOWING CONTRACT	75,000.00	75,000.00	7,286.00	51,616.00	23,384.00	31.18 %
100-04-72541	CONTRACT LABOR	35,000.00	35,000.00	0.00	7,529.50	27,470.50	78.49 %
100-04-72560	LANDSCAPING	30,000.00	30,000.00	2,505.15	18,860.05	11,139.95	37.13 %
100-04-75510	RENTAL/PURCHASE EQUIPMENT	15,000.00	15,000.00	45.99	4,242.74	10,757.26	71.72 %
100-04-75550	TRAFFIC SIGNS	3,000.00	3,000.00	0.00	265.05	2,734.95	91.17 %
100-04-76500	STREET & DRAINAGE MAINTENANCE	100,000.00	100,000.00	6,648.45	76,085.58	23,914.42	23.91 %
100-04-78050	BUILDING MAINTENANCE	30,000.00	30,000.00	843.16	17,860.83	12,139.17	40.46 %
100-04-78051	JANITORIAL SERVICE BLDG MAINTEN...	9,975.00	9,975.00	835.65	5,013.90	4,961.10	49.74 %
100-04-78063	STORM DISASTER FUND	300,000.00	300,000.00	0.00	0.00	300,000.00	100.00 %
100-04-78540	URBAN FORESTER	15,000.00	15,000.00	1,840.00	7,120.00	7,880.00	52.53 %
100-04-78544	CREDIT CARD PROCESSING FEES	3,000.00	3,000.00	320.19	4,347.49	-1,347.49	-44.92 %
100-05-73000	JUDGES & PROSECUTORS	40,000.00	40,000.00	4,206.50	24,797.00	15,203.00	38.01 %
100-05-73020	JURY DUTY FEES	300.00	300.00	0.00	0.00	300.00	100.00 %
100-05-73025	WARRANTS ISSUED	500.00	500.00	132.00	665.38	-165.38	-33.08 %
100-05-73030	COURT SUPPLIES & PRINTING	2,500.00	2,500.00	0.00	1,175.89	1,324.11	52.96 %
100-05-73031	COURT TECHNOLOGY	2,000.00	2,000.00	0.00	840.20	1,159.80	57.99 %
100-05-73032	COURT SECURITY	2,300.00	2,300.00	305.85	2,124.65	175.35	7.62 %
100-05-73034	COURT MEMBERSHIPS & SUBSCRIPT..	500.00	500.00	0.00	0.00	500.00	100.00 %
100-05-73035	COURT-TRAVEL & TRAINING	1,500.00	1,500.00	0.00	150.00	1,350.00	90.00 %
100-05-73044	CREDIT CARD FEES	2,500.00	2,500.00	158.27	1,253.71	1,246.29	49.85 %
100-05-73045	COURT TAX PD TO STATE	55,000.00	55,000.00	18,668.01	58,138.81	-3,138.81	-5.71 %
100-06-75041	COMPUTER EQUIP. & SOFTWARE	8,500.00	8,500.00	0.00	508.81	7,991.19	94.01 %
100-06-78064	CAPITAL RESERVE	200,000.00	200,000.00	0.00	0.00	200,000.00	100.00 %
Expense Total:		7,461,802.00	7,461,802.00	265,792.02	5,670,476.57	1,791,325.43	24.01 %
Fund: 100 - GENERAL GOVERNMENT (01) Surplus (Deficit):		855,220.00	855,220.00	-50,939.43	2,679,888.62	1,824,668.62	-213.36 %
Fund: 200 - CAPITAL IMPROVEMENTS (02)							
Expense							
200-01-75038	STREET AND MAINTANANCE - RECU...	720,000.00	720,000.00	5,068.65	76,526.02	643,473.98	89.37 %
200-01-75050	REFORESTATION	20,000.00	34,585.00	0.00	27,012.86	7,572.14	21.89 %
200-01-75053	OUTFALL REPAIRS	0.00	63,713.12	492,562.33	516,558.43	-452,845.31	-710.76 %
200-01-75055	STREET SIGN REPLACEMENT	25,000.00	25,000.00	0.00	5,434.51	19,565.49	78.26 %
200-01-75056	TRAFFIC LIGHT MAST ARMS	0.00	240,655.07	10,145.53	196,116.33	44,538.74	18.51 %
200-01-75060	SIDEWALK REPLACEMENT	50,000.00	50,000.00	0.00	24,712.50	25,287.50	50.58 %
200-01-75064	STREET REPLACEMENTS - ONGOING	0.00	416,318.44	11,740.00	201,300.96	215,017.48	51.65 %
200-01-75066	ESPLANADE BEAUTIFICATION	0.00	37,306.98	4,610.00	36,585.00	721.98	1.94 %
Expense Total:		815,000.00	1,587,578.61	524,126.51	1,084,246.61	503,332.00	31.70 %
Fund: 200 - CAPITAL IMPROVEMENTS (02) Total:		815,000.00	1,587,578.61	524,126.51	1,084,246.61	503,332.00	31.70 %
Fund: 210 - CAPITAL IMPROVEMENTS - MEMORIAL REPLACEMENT FUND							
Expense							
210-01-75000	MEMORIAL REPLACEMENT FUND	923,102.00	923,102.00	0.00	0.00	923,102.00	100.00 %
Expense Total:		923,102.00	923,102.00	0.00	0.00	923,102.00	100.00 %
Fund: 210 - CAPITAL IMPROVEMENTS - MEMORIAL REPLACEMENT ...		923,102.00	923,102.00	0.00	0.00	923,102.00	100.00 %
Report Surplus (Deficit):		-882,882.00	-1,655,460.61	-575,065.94	1,595,642.01	3,251,102.62	196.39 %

Group Summary

Account Typ...	Original Total Budget	Current Total Budget	Period Activity	Fiscal Activity	Variance Favorable (Unfavorable)	Percent Remaining
Fund: 100 - GENERAL GOVERNMENT (01)						
Revenue	8,317,022.00	8,317,022.00	214,852.59	8,350,365.19	33,343.19	0.40 %
Expense	7,461,802.00	7,461,802.00	265,792.02	5,670,476.57	1,791,325.43	24.01 %
Fund: 100 - GENERAL GOVERNMENT (01) Surplus (Deficit):	855,220.00	855,220.00	-50,939.43	2,679,888.62	1,824,668.62	-213.36 %
Fund: 200 - CAPITAL IMPROVEMENTS (02)						
Expense	815,000.00	1,587,578.61	524,126.51	1,084,246.61	503,332.00	31.70 %
Fund: 200 - CAPITAL IMPROVEMENTS (02) Total:	815,000.00	1,587,578.61	524,126.51	1,084,246.61	503,332.00	31.70 %
Fund: 210 - CAPITAL IMPROVEMENTS - MEMORIAL REPLACEMENT ...						
Expense	923,102.00	923,102.00	0.00	0.00	923,102.00	100.00 %
Fund: 210 - CAPITAL IMPROVEMENTS - MEMORIAL REPLACEMENT ...	923,102.00	923,102.00	0.00	0.00	923,102.00	100.00 %
Report Surplus (Deficit):	-882,882.00	-1,655,460.61	-575,065.94	1,595,642.01	3,251,102.62	196.39 %

Fund Summary

Fund	Original Total Budget	Current Total Budget	Period Activity	Fiscal Activity	Variance Favorable (Unfavorable)
100 - GENERAL GOVERNMENT (01	855,220.00	855,220.00	-50,939.43	2,679,888.62	1,824,668.62
200 - CAPITAL IMPROVEMENTS (0:	-815,000.00	-1,587,578.61	-524,126.51	-1,084,246.61	503,332.00
210 - CAPITAL IMPROVEMENTS - N	-923,102.00	-923,102.00	0.00	0.00	923,102.00
Report Surplus (Deficit):	-882,882.00	-1,655,460.61	-575,065.94	1,595,642.01	3,251,102.62

**City of Hunters Creek Village
Monthly Tax Office Report
November 30, 2023**

Prepared by: Elizabeth Ruiz, Tax Assessor/Collector

A. Current Taxable Value \$ 3,206,479,597

B. Summary Status of Tax Levy and Current Receivable Balance:

		Current 2022 Tax Year	Delinquent 2021 & Prior Tax Years	Total
Original Levy 0.194082	\$	5,959,433.36		\$ 5,959,433.36
Carryover Balance		-	137,811.88	137,811.88
Adjustments		262,081.50	(7,843.53)	254,237.97
Adjusted Levy		6,221,514.86	129,968.35	6,351,483.21
Less Collections Y-T-D		6,193,253.79	(17,336.57)	6,175,917.22
Receivable Balance	\$	<u>28,261.07</u>	<u>\$ 147,304.92</u>	<u>\$ 175,565.99</u>

C. COLLECTION RECAP:

		Current 2022 Tax Year	Delinquent 2021 & Prior Tax Years	Total
Current Month:				
Base Tax	\$	2,403.79	(833.14)	\$ 1,570.65
Penalty & Interest		634.87	29.34	664.21
Attorney Fees		704.13	13.94	718.07
Other Fees		-	2.03	2.03
Total Collections	\$	<u>3,742.79</u>	<u>(787.83)</u>	<u>\$ 2,954.96</u>

		Current 2022 Tax Year	Delinquent 2021 & Prior Tax Years	Total
Year-To-Date:				
Base Tax:	\$	6,193,253.79	(17,336.57)	\$ 6,175,917.22
Penalty & Interest		28,525.02	96.52	28,621.54
Attorney Fees		5,857.82	135.35	5,993.17
Other Fees		81.27	18.56	99.83
Total Collections	\$	<u>6,227,717.90</u>	<u>(17,086.14)</u>	<u>\$ 6,210,631.76</u>

Percent of Adjusted Levy		<u>100.10%</u>		<u>99.83%</u>
--------------------------	--	----------------	--	---------------



		Original Total Budget	Current Total Budget	Period Activity	Fiscal Activity	Variance (Unfavorable)	Percent Remaining
Fund: 100 - GENERAL GOVERNMENT (01)							
Revenue							
100-00-41000	CURRENT AD VALOREM TAXES	6,337,522.00	6,337,522.00	0.00	6,190,302.38	-147,219.62	2.32 %
100-00-41005	PREVIOUS AD VALOREM TAXES	15,000.00	15,000.00	0.00	-3,599.19	-18,599.19	123.99 %
100-00-41010	FRANCHISE TAXES	400,000.00	400,000.00	3,810.05	293,954.10	-106,045.90	26.51 %
100-00-41015	SALES TAXES	650,000.00	650,000.00	0.00	487,298.89	-162,701.11	25.03 %
100-00-41020	MIXED DRINK TAX	20,000.00	20,000.00	0.00	26,546.48	6,546.48	132.73 %
100-00-41040	PENALTIES/INTEREST	15,000.00	15,000.00	0.00	23,081.53	8,081.53	153.88 %
100-00-42035	BUILDING PERMITS	355,000.00	355,000.00	20,808.00	388,649.09	33,649.09	109.48 %
100-00-42044	CREDIT CARD PROCESSING FEE	2,000.00	2,000.00	231.05	5,471.57	3,471.57	273.58 %
100-00-43056	EMS	0.00	0.00	0.00	39,958.97	39,958.97	0.00 %
100-00-43057	CHILD SAFETY FEES	4,000.00	4,000.00	0.00	3,745.19	-254.81	6.37 %
100-00-43070	METRO RECEIPTS	315,000.00	315,000.00	0.00	243,649.46	-71,350.54	22.65 %
100-00-44025	TRAFFIC FINES	140,000.00	140,000.00	21,010.78	198,168.00	58,168.00	141.55 %
100-00-44027	COURT TECHNOLOGY FUND	2,000.00	2,000.00	432.32	3,841.01	1,841.01	192.05 %
100-00-44028	COURT SECURITY FUND	1,500.00	1,500.00	532.71	4,603.84	3,103.84	306.92 %
100-00-46030	INTEREST INCOME	15,000.00	15,000.00	0.00	405,556.35	390,556.35	2,703.71 %
100-00-48045	SUBD ST. LIGHTS	35,000.00	35,000.00	0.00	37,240.79	2,240.79	106.40 %
100-00-48055	OTHER INCOME	10,000.00	10,000.00	1,380.38	45,485.03	35,485.03	454.85 %
100-00-48061	OPIOID ABATEMENT TRUST FUND	0.00	0.00	0.00	4,616.99	4,616.99	0.00 %
	Revenue Total:	8,317,022.00	8,317,022.00	48,205.29	8,398,570.48	81,548.48	0.98 %
Expense							
100-01-71000	SALARIES & WAGES	613,672.00	613,672.00	0.00	500,475.44	113,196.56	18.45 %
100-01-71001	LONGEVITY	5,976.00	5,976.00	0.00	0.00	5,976.00	100.00 %
100-01-71002	457B	12,273.00	12,273.00	0.00	9,628.41	2,644.59	21.55 %
100-01-71025	TMRS	125,618.00	125,618.00	0.00	103,634.62	21,983.38	17.50 %
100-01-71030	PAYROLL TAXES	47,412.00	47,412.00	0.00	37,464.35	9,947.65	20.98 %
100-01-71105	INSURANCE BENEFITS	115,746.00	115,746.00	10,184.46	104,928.86	10,817.14	9.35 %
100-01-71107	HRA	4,000.00	4,000.00	500.00	500.00	3,500.00	87.50 %
100-01-72045	NOTICES & MAILING	15,000.00	15,000.00	0.00	5,473.47	9,526.53	63.51 %
100-01-72055	OFFICE SUPPLIES & PRINTING	8,500.00	8,500.00	899.14	6,856.30	1,643.70	19.34 %
100-01-72060	TELEPHONE	18,191.00	18,191.00	397.06	17,622.05	568.95	3.13 %
100-01-72061	TRAVEL & TRAINING	10,000.00	10,000.00	0.00	3,385.40	6,614.60	66.15 %
100-01-72062	TUITION REIMBURSEMENT	5,000.00	5,000.00	0.00	0.00	5,000.00	100.00 %
100-01-72063	CERTIFICATION/LICENSE/EDUCATI...	10,200.00	10,200.00	0.00	6,050.00	4,150.00	40.69 %
100-01-72065	MACHINE RENTAL MAINTENANCE	1,800.00	1,800.00	0.00	738.63	1,061.37	58.97 %
100-01-72090	MEMBERSHIPS & SUBSCRIPTIONS	4,800.00	4,800.00	160.00	2,956.32	1,843.68	38.41 %
100-01-72108	GEN LIABILITY/PROP/WC INS	23,746.00	23,746.00	0.00	21,339.74	2,406.26	10.13 %
100-01-72109	SURETY BONDS	250.00	250.00	0.00	0.00	250.00	100.00 %
100-01-72110	ELECTIONS	3,500.00	3,500.00	0.00	0.00	3,500.00	100.00 %
100-01-72111	RECORDS MANAGEMENT	500.00	500.00	0.00	0.00	500.00	100.00 %
100-01-72112	CODIFICATIONS	2,500.00	2,500.00	0.00	1,791.00	709.00	28.36 %
100-01-75040	OFFICE EQUIPMENT	5,000.00	5,000.00	0.00	523.21	4,476.79	89.54 %
100-01-76010	COMPUTER SOFTWARE SERVICES	15,435.00	15,435.00	0.00	15,684.37	-249.37	-1.62 %
100-01-78056	BANK FEES	1,200.00	1,200.00	0.00	452.43	747.57	62.30 %
100-01-78115	PUBLIC RELATIONS	23,000.00	23,000.00	654.94	7,393.11	15,606.89	67.86 %
100-02-72042	CONSULTING SERVICES	20,000.00	20,000.00	290.00	22,509.51	-2,509.51	-12.55 %
100-02-72085	TAX COLLECTOR/ASSESSOR	65,100.00	65,100.00	0.00	53,592.00	11,508.00	17.68 %
100-02-72120	AUDITOR	18,375.00	18,375.00	0.00	22,080.00	-3,705.00	-20.16 %
100-02-72300	LITIGATION	25,000.00	25,000.00	0.00	2,567.00	22,433.00	89.73 %
100-02-72310	CITY ATTORNEY	75,000.00	75,000.00	3,000.00	21,289.00	53,711.00	71.61 %
100-02-72502	CITY ENGINEER	78,750.00	78,750.00	3,265.00	29,547.81	49,202.19	62.48 %

My Budget Report

For Fiscal: 2023 Period Ending: 11/30/2023

		Original Total Budget	Current Total Budget	Period Activity	Fiscal Activity	Variance Favorable (Unfavorable)	Percent Remaining
100-02-78504	TCEQ PHIII STORMWATER PERMIT	7,500.00	7,500.00	620.00	3,832.50	3,667.50	48.90 %
100-03-72001	VILLAGE FIRE DEPARTMENT	1,933,491.00	1,933,491.00	188,845.19	1,991,533.70	-58,042.70	-3.00 %
100-03-72005	MEMORIAL VILLAGES POLICE DEPT.	2,488,811.00	2,488,811.00	188,728.00	2,299,773.19	189,037.81	7.60 %
100-04-72015	GARBAGE SERVICE	577,500.00	577,500.00	42,769.42	427,694.20	149,805.80	25.94 %
100-04-72021	STREET LIGHTS-CITY	60,000.00	60,000.00	5,159.27	45,576.25	14,423.75	24.04 %
100-04-72057	OFFICE SUPP/PRINTING - PW	2,000.00	2,000.00	104.06	1,262.02	737.98	36.90 %
100-04-72062	TRAVEL/TRAINING - PW	8,500.00	8,500.00	0.00	3,578.14	4,921.86	57.90 %
100-04-72070	MOSQUITO FOGGING CONTRACT	13,781.00	13,781.00	2,889.00	8,988.00	4,793.00	34.78 %
100-04-72091	MEMBERSHIPS/SUBS PW	1,000.00	1,000.00	0.00	0.00	1,000.00	100.00 %
100-04-72205	UNIFORMS-PW	3,600.00	3,600.00	193.03	2,258.80	1,341.20	37.26 %
100-04-72500	PW-BUILDING INSPECTIONS	60,000.00	60,000.00	10,080.00	52,120.00	7,880.00	13.13 %
100-04-72520	TRUCK MAINTENANCE	15,000.00	15,000.00	968.46	10,828.68	4,171.32	27.81 %
100-04-72530	TRAFFIC LIGHT MAINTENANCE	3,500.00	3,500.00	0.00	1,659.50	1,840.50	52.59 %
100-04-72540	MOWING CONTRACT	75,000.00	75,000.00	3,328.00	54,944.00	20,056.00	26.74 %
100-04-72541	CONTRACT LABOR	35,000.00	35,000.00	0.00	7,529.50	27,470.50	78.49 %
100-04-72560	LANDSCAPING	30,000.00	30,000.00	1,919.93	20,779.98	9,220.02	30.73 %
100-04-75510	RENTAL/PURCHASE EQUIPMENT	15,000.00	15,000.00	0.00	4,242.74	10,757.26	71.72 %
100-04-75550	TRAFFIC SIGNS	3,000.00	3,000.00	0.00	265.05	2,734.95	91.17 %
100-04-76500	STREET & DRAINAGE MAINTENANCE	100,000.00	100,000.00	8,169.35	84,254.93	15,745.07	15.75 %
100-04-78050	BUILDING MAINTENANCE	30,000.00	30,000.00	1,542.59	19,403.42	10,596.58	35.32 %
100-04-78051	JANITORIAL SERVICE BLDG MAINTEN...	9,975.00	9,975.00	1,671.30	6,685.20	3,289.80	32.98 %
100-04-78063	STORM DISASTER FUND	300,000.00	300,000.00	0.00	0.00	300,000.00	100.00 %
100-04-78540	URBAN FORESTER	15,000.00	15,000.00	0.00	7,120.00	7,880.00	52.53 %
100-04-78544	CREDIT CARD PROCESSING FEES	3,000.00	3,000.00	0.00	4,347.49	-1,347.49	-44.92 %
100-05-73000	JUDGES & PROSECUTORS	40,000.00	40,000.00	4,480.50	29,277.50	10,722.50	26.81 %
100-05-73020	JURY DUTY FEES	300.00	300.00	0.00	0.00	300.00	100.00 %
100-05-73025	WARRANTS ISSUED	500.00	500.00	0.00	665.38	-165.38	-33.08 %
100-05-73030	COURT SUPPLIES & PRINTING	2,500.00	2,500.00	17.10	1,192.99	1,307.01	52.28 %
100-05-73031	COURT TECHNOLOGY	2,000.00	2,000.00	0.00	840.20	1,159.80	57.99 %
100-05-73032	COURT SECURITY	2,300.00	2,300.00	172.50	2,297.15	2.85	0.12 %
100-05-73034	COURT MEMBERSHIPS & SUBSCRIPT..	500.00	500.00	0.00	0.00	500.00	100.00 %
100-05-73035	COURT-TRAVEL & TRAINING	1,500.00	1,500.00	0.00	150.00	1,350.00	90.00 %
100-05-73044	CREDIT CARD FEES	2,500.00	2,500.00	0.00	1,253.71	1,246.29	49.85 %
100-05-73045	COURT TAX PD TO STATE	55,000.00	55,000.00	0.00	58,138.81	-3,138.81	-5.71 %
100-06-75041	COMPUTER EQUIP. & SOFTWARE	8,500.00	8,500.00	0.00	508.81	7,991.19	94.01 %
100-06-78064	CAPITAL RESERVE	200,000.00	200,000.00	0.00	0.00	200,000.00	100.00 %
	Expense Total:	7,461,802.00	7,461,802.00	481,008.30	6,151,484.87	1,310,317.13	17.56 %
	Fund: 100 - GENERAL GOVERNMENT (01) Surplus (Deficit):	855,220.00	855,220.00	-432,803.01	2,247,085.61	1,391,865.61	-162.75 %
	Fund: 200 - CAPITAL IMPROVEMENTS (02)						
	Expense						
200-01-75038	STREET AND MAINTANANCE - RECU...	720,000.00	720,000.00	13,436.76	89,962.78	630,037.22	87.51 %
200-01-75050	REFORESTATION	20,000.00	34,585.00	0.00	27,012.86	7,572.14	21.89 %
200-01-75053	OUTFALL REPAIRS	0.00	63,713.12	1,515.00	518,073.43	-454,360.31	-713.13 %
200-01-75055	STREET SIGN REPLACEMENT	25,000.00	25,000.00	88.86	5,523.37	19,476.63	77.91 %
200-01-75056	TRAFFIC LIGHT MAST ARMS	0.00	240,655.07	0.00	196,116.33	44,538.74	18.51 %
200-01-75060	SIDEWALK REPLACEMENT	50,000.00	50,000.00	4,091.09	28,803.59	21,196.41	42.39 %
200-01-75064	STREET REPLACEMENTS - ONGOING	0.00	416,318.44	16,436.00	217,736.96	198,581.48	47.70 %
200-01-75066	ESPLANADE BEAUTIFICATION	0.00	37,306.98	36,111.00	72,696.00	-35,389.02	-94.86 %
	Expense Total:	815,000.00	1,587,578.61	71,678.71	1,155,925.32	431,653.29	27.19 %
	Fund: 200 - CAPITAL IMPROVEMENTS (02) Total:	815,000.00	1,587,578.61	71,678.71	1,155,925.32	431,653.29	27.19 %
	Fund: 210 - CAPITAL IMPROVEMENTS - MEMORIAL REPLACEMENT FUND						
	Expense						
210-01-75000	MEMORIAL REPLACEMENT FUND	923,102.00	923,102.00	0.00	0.00	923,102.00	100.00 %
	Expense Total:	923,102.00	923,102.00	0.00	0.00	923,102.00	100.00 %
	Fund: 210 - CAPITAL IMPROVEMENTS - MEMORIAL REPLACEMENT ...	923,102.00	923,102.00	0.00	0.00	923,102.00	100.00 %
	Report Surplus (Deficit):	-882,882.00	-1,655,460.61	-504,481.72	1,091,160.29	2,746,620.90	165.91 %

Group Summary

Account Typ...	Original Total Budget	Current Total Budget	Period Activity	Fiscal Activity	Variance Favorable (Unfavorable)	Percent Remaining
Fund: 100 - GENERAL GOVERNMENT (01)						
Revenue	8,317,022.00	8,317,022.00	48,205.29	8,398,570.48	81,548.48	0.98 %
Expense	7,461,802.00	7,461,802.00	481,008.30	6,151,484.87	1,310,317.13	17.56 %
Fund: 100 - GENERAL GOVERNMENT (01) Surplus (Deficit):	855,220.00	855,220.00	-432,803.01	2,247,085.61	1,391,865.61	-162.75 %
Fund: 200 - CAPITAL IMPROVEMENTS (02)						
Expense	815,000.00	1,587,578.61	71,678.71	1,155,925.32	431,653.29	27.19 %
Fund: 200 - CAPITAL IMPROVEMENTS (02) Total:	815,000.00	1,587,578.61	71,678.71	1,155,925.32	431,653.29	27.19 %
Fund: 210 - CAPITAL IMPROVEMENTS - MEMORIAL REPLACEMENT ...						
Expense	923,102.00	923,102.00	0.00	0.00	923,102.00	100.00 %
Fund: 210 - CAPITAL IMPROVEMENTS - MEMORIAL REPLACEMENT ...	923,102.00	923,102.00	0.00	0.00	923,102.00	100.00 %
Report Surplus (Deficit):	-882,882.00	-1,655,460.61	-504,481.72	1,091,160.29	2,746,620.90	165.91 %

Fund Summary

Fund	Original Total Budget	Current Total Budget	Period Activity	Fiscal Activity	Variance Favorable (Unfavorable)
100 - GENERAL GOVERNMENT (01	855,220.00	855,220.00	-432,803.01	2,247,085.61	1,391,865.61
200 - CAPITAL IMPROVEMENTS (0:	-815,000.00	-1,587,578.61	-71,678.71	-1,155,925.32	431,653.29
210 - CAPITAL IMPROVEMENTS - N	-923,102.00	-923,102.00	0.00	0.00	923,102.00
Report Surplus (Deficit):	-882,882.00	-1,655,460.61	-504,481.72	1,091,160.29	2,746,620.90

2023 Municipal Court Recap

Month	Year 2021										Year 2022										Year 2023											
	Total Cases Filed		Citations vs Warnings		Revenues*		Retained by City		Remitted to State		Total Cases Filed		Citations vs Warnings		Revenues*		Retained by City		Remitted to State		Total Cases Filed		Citations vs Warnings		Revenues*		Retained by City		Remitted to State			
Jan.	19	8C/11W	\$7,098	\$4,746	\$2,352	30	18	12	\$12,675	\$8,623	\$4,052	201	94	107	\$17,968	\$11,754	\$6,214															
Feb.	24	4C/18W	\$3,424	\$2,226	\$1,198	158	81	77	\$14,241	\$10,007	\$4,234	215	99	116	\$16,763	\$11,176	\$5,587															
March	28	15C/13W	\$11,892	\$8,005	\$3,886	157	79	78	\$20,420	\$14,663	\$5,657	127	60	67	\$24,811	\$16,495	\$8,316															
April	69	23C/46W	\$13,471	\$9,541	\$3,930	120	60	60	\$18,034	\$5,749	\$12,285	166	70	96	\$16,709	\$11,396	\$5,313															
May	99	42C/57W	\$8,686	\$6,410	\$2,276	175	92	83	\$15,498	\$9,778	\$5,721	155	80	75	\$20,168	\$13,533	\$6,635															
June	83	45C/38W	\$8,840	\$6,106	\$2,734	133	87	46	\$17,689	\$12,246	\$5,443	130	72	58	\$20,621	\$13,271	\$7,350															
July	55	26C/28W	\$6,939	\$4,350	\$2,589	152	74	78	\$16,461	\$11,295	\$5,167	206	113	93	\$17,059	\$11,615	\$5,444															
Aug.	76	41C/36W	\$12,216	\$8,633	\$3,583	144	67	77	\$11,040	\$6,784	\$4,256	228	118	110	\$15,144	\$10,061	\$5,083															
Sept.	165	101C/64W	\$9,542	\$3,655	\$2,887	173	105	68	\$24,690	\$16,131	\$8,559	216	126	90	\$24,709	\$16,568	\$8,141															
Oct.	168	97C/71W	\$19,129	\$12,046	\$7,083	212	102	110	\$11,911	\$7,429	\$4,483	200	103	97	\$19,744	\$12,968	\$6,776															
Nov.	169	56C/103W	\$15,724	\$9,541	\$6,183	168	75	93	\$16,845	\$10,409	\$6,436																					
Dec.	124	54C/70W	\$13,710	\$8,496	\$5,214	167	76	91	\$14,358	\$9,073	\$5,285																					
TOTAL	1079	522C/485W	\$130,670	\$83,755	\$43,916	1789	916	873	\$193,861	\$122,187	\$71,577	1844	935	909	\$193,694	\$128,836	\$64,859															
Monthly Avg	89.9	44C/40W	\$10,889.17	\$6,979.55	\$3,659.63	89.92	46.5	43	\$10,504.96	\$6,595.39	\$3,901.33	153.7	77.92	76	\$16,141.19	\$10,736.30	\$5,404.90															

*REVENUES INCLUDES BONDS THAT HAVE BEEN APPLIED



Memorial Villages Police Department
11981 Memorial Drive
Houston, Texas 77024
Tel. (713) 365-3701

Raymond Schultz
Chief of Police

November 13, 2023

TO: MVPD Police Commissioners

FROM: R. Schultz, Chief of Police

REF: October 2023 Monthly Report

During the month of October, MVPD responded/handled a total of 5,196 calls/incidents. 3,836 House Watch checks were conducted. 573 traffic stops were initiated with 602 citations being issued for 1049 violations. (Note: 15 Assists in Hedwig, 130 in Houston, 3 in Spring Valley and 0 in Hillshire)

Calls/Events by Village were:

Village	Calls/YTD	House Watches/YTD	Accidents	Citations	Response Time
Bunker Hill:	1598/20208	1265/16361	4	293/110/403	6@4:05
Piney Point:	1418/15874	1034/11774	5	174/139/313	7@3:57
Hunters Creek:	1997/22633	1536/17844	10	220/103/333	7@3:04
				Cites/Warn/Total	20@3:40

Type and frequency of calls for service/citations include:

Call Type	#	Call Type	#	Citations	#
False Alarms:	159	Ord. Violations:	14	Speeding:	108
Animal Calls:	17	Information:	24	Exp. Registration	281
ALPR Hits:	27	Suspicious Situations	95	No Ins	149
Assist Fire:	35	Loud Party	16	No License	122
Assist EMS:	29	Welfare Checks:	13	Stop Sign	18
				Fake Plate	12

*This month the department generated a total of 86 police reports.
 BH-21 PP-26 HC-32 HOU-5, HED-1, SV-1*

Crimes Against of Persons (5)

Sexual Assault	1	Assault - Simple	2
Assault (DV)	1	Aggravated Assault	1

Crimes Against Property (10)

Credit Card Abuse	1	Fraud/ID	4
Burglary of a Motor Vehicle	2	Theft Misdemeanor	3

Petty/Quality of Life Crimes/Events (71)

ALPR Hits (valid)	3	DWI	6
Accidents	19	Poss of a DW	1
FSGI	1	Misc	22
Warrants	12	Towed Vehicles	7

Arrest Summary: Individuals Arrested (23)

Warrants	12	Felony	1
Class 3 Arrests	4	DWI	6

Budget YTD:	Expense	Budget	%
• Personnel Expense:	4,506,649	5,698,141	79.1%
• Operating Expense:	845,971	1,096,092	77.1 %
• Total M&O Expenditures:	5,352,620	6,794,233	78.8%
• Capital Expenses:	509,393	672,200	75.8%
• Net Expenses:	5,862,013	7,466,433	79.0%

Follow-up on Previous Month Items/Requests from Commission

- The department was able to procure the order of 3 marked dodge charger police vehicles. An expected delivery date of December was provided by the upfitter. VIN numbers were issued for the 3 Chevrolet Tahoe’s which will fulfil our 2024 vehicle order. Those vehicles are expected to be in February 2024.

Personnel Changes/Issues/Updates

- Dispatcher Ms. Chideria Bowman started employment on October 31, 2023.
- Part time dispatcher Ms. Roxie Dodd submitted her letter of intent to retire effective 12/15/23. Ms. Dodd has been a part-time dispatcher for 4 years. Ms. Dodd is also a RAD instructor and would like to continue her RAD duties as a citizen volunteer.
- 3 officer candidates were tested and are currently in background phase for the current officer vacancy.

Major/Significant Events

- Sergeant Jarvis was involved in a police vehicle accident on October 17, 2023. The accident resulted in injuries to the other motorist. Sergeant Jarvis was administered all post-accident protocols. TML was notified and is working with the other party involved. The MVPD vehicle has been declared a total loss. We are awaiting a value determination from the adjuster.

Status Update on Major Projects

- Preliminary Bid/RFP work has been initiated on the 2024 capitol project of replacing the roof and HVAC system.
- A leak developed in the men’s shower on the second floor. Due to the age of the water valves a full replacement will be required. The wall has been removed and new valves and fixtures are being installed.
- A review of 2024 anticipated contract renewals showed several significant projected increases. One of the larger increases centers on the I.T. contract with IOSO and is the result of the number of CPU’s serviced by the vendor. A complete audit is underway of all equipment in an attempt to reduce the number of connected computers.

Community Projects

- Staff have conducted 3 morning community events during the month. A table with snacks and information was set up along regular walking routes in the villages and staff met with morning walkers and students.
- The MVPD and the Police Foundation sponsored a “Trunk or Treat” event on October 28, 2023, at the station. A haunted house was set up behind the station. The event was a tremendous success with over 4000 people in attendance.
- Community liaison officers and detectives met with scouts and a parent group at events held at Kinkaid School.

V-LINC new registrations in October +15

BH – 1623(+5)
PP – 1145 (+4)

HC – 1626 (+4)
Out of Area – 599 (+2)

October VFD Assists

Calls received directly by MVPD via 911/3700

<u>Priority Events</u>	<u>Average Response Times</u>
------------------------	-------------------------------

Total – 12	3:49
------------	------

Fire – 1	3:11
----------	------

EMS – 11	4:00
----------	------

By Village

BH Fire – 0	0:00
-------------	------

BH EMS – 5	4:48
------------	------

PP Fire – 0	0:00
-------------	------

PP EMS – 5	3:32
------------	------

HC Fire -1	3:11
------------	------

HC EMS -1	3:24
-----------	------

Combined VFD Events (Priority + Radio)

Total – 38	3:33
------------	------

Fire – 22	3:34
-----------	------

EMS – 16	3:31
----------	------

Radio Call Events

Total – 26	3:23
------------	------

Fire- 21	3:35
----------	------

EMS- 5	2:37
--------	------

Radio Call Events by Village

BH – 4	3:44
--------	------

PP – 12	2:35
---------	------

HC – 10	4:00
---------	------

2023 Burglary Map

Address	Alarm	POE
12102 Rhett	No	Rear Door/Force
203 Heritage Oaks	No	Front Door/Force
1205 River Bend	No	Rear Door/Force
12014 Surrey Ln	No	UNL

2023 Robberies

Address

MO



Daytime Burglary



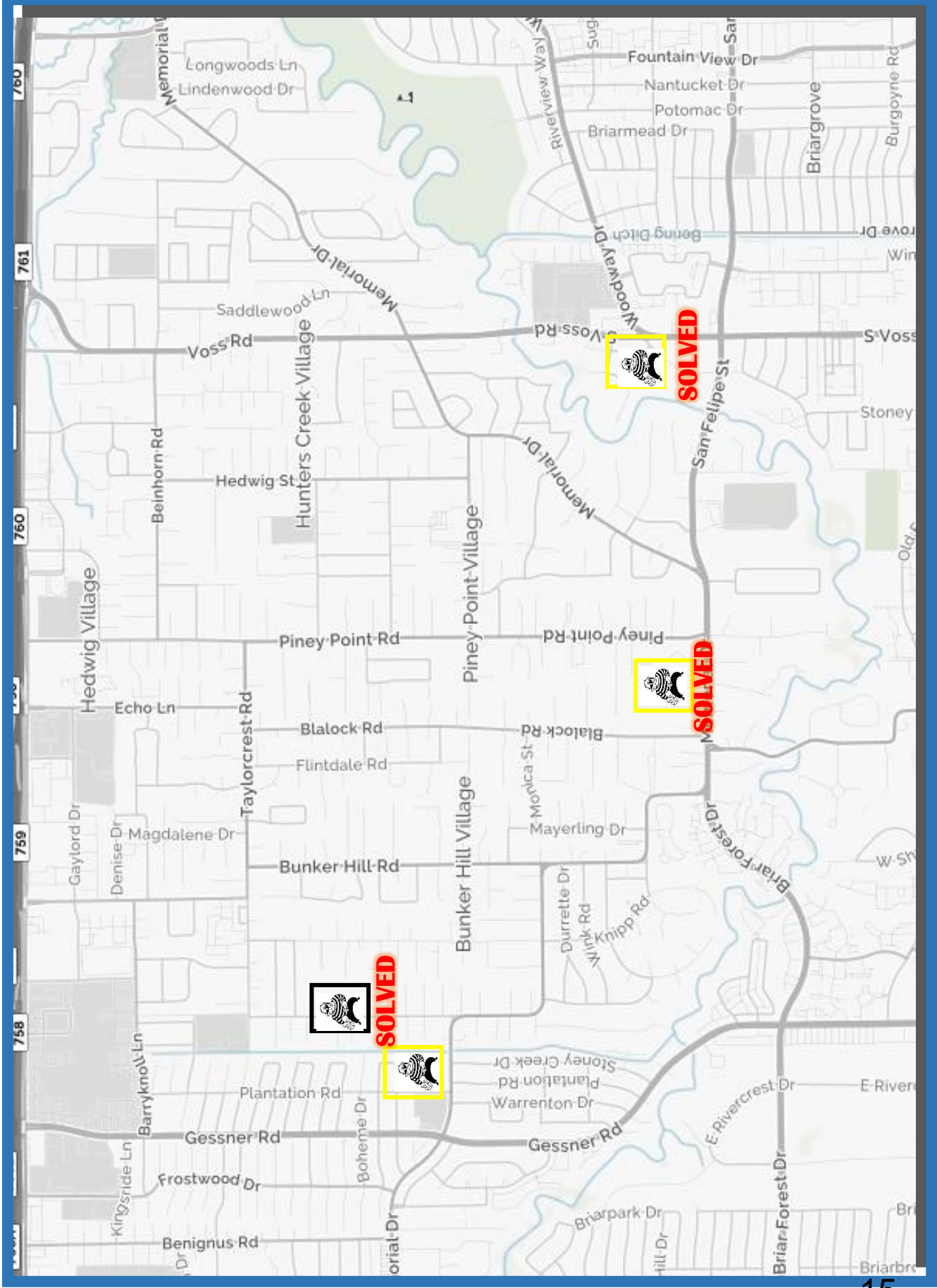
Nighttime Burglary



Robbery

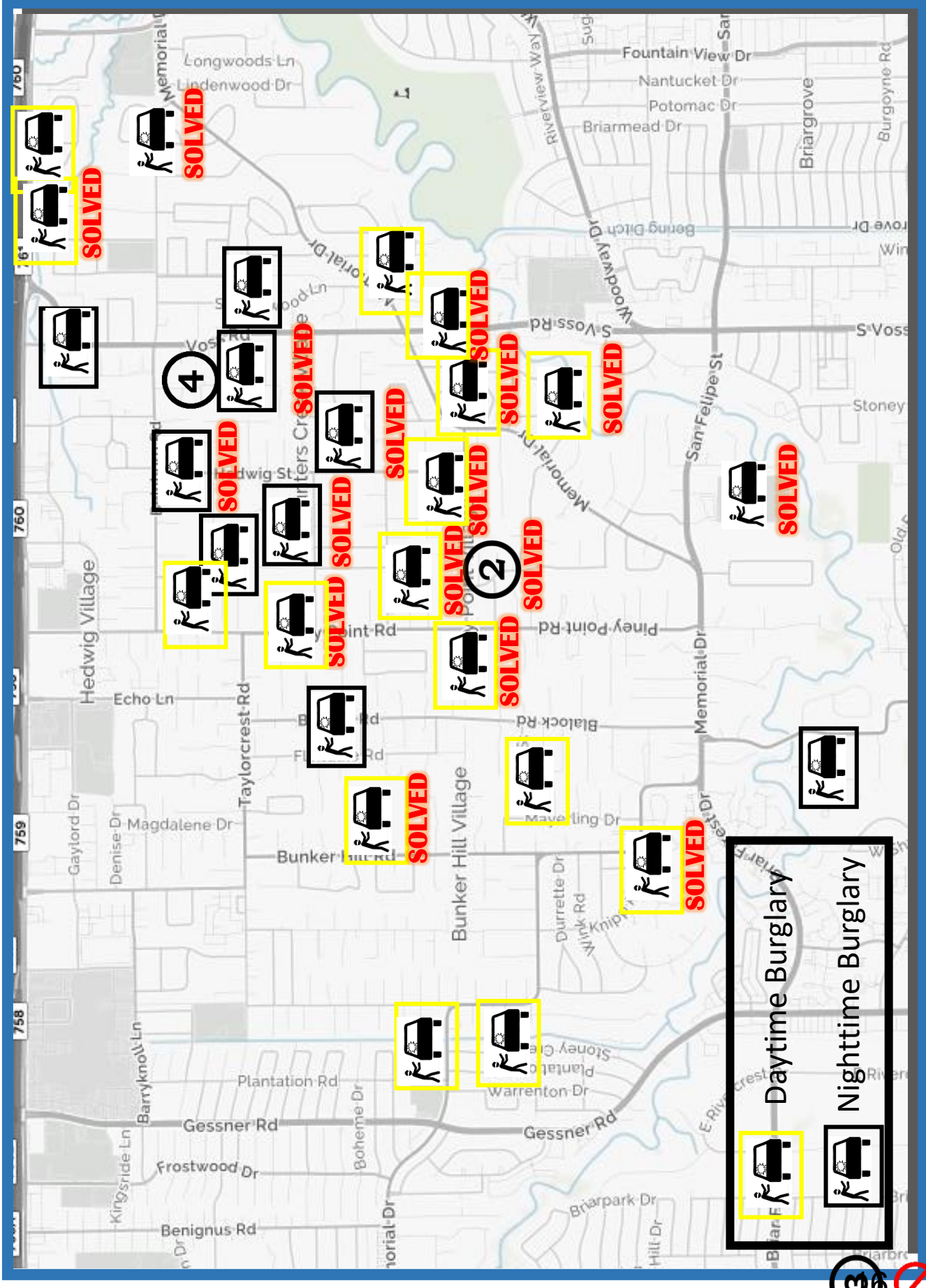


10/31/23



2023 Auto Burglary Map

Address	POE
335 Piney Point Rd	UNL Win Open
10810 Briar Branch	UNL
11714 Winshire	Win/Smash
10709 Memorial	Lock Punch
10913 Long Shadow	UNL
10823 Smithdale	UNL
10918 Roaring Brook	UNL
10926 Long Shadows	UNL
525 Trails End	UNL
200 Stoney Creek	UNL/Contractor
10700 Marsha	Win/Smash
11722 Flintwood	UNL
1 Carsey Ln	UNL*
8435 Katy Fwy	Win/Smash*
11678 Arrowood	UNL
11750 Memorial	Window/Punch
12122 Memorial	UNK
10900 Wickline	Window/Punch
201 Kinkaid School Rd	UNL
825 Sadlewood	Lock Twist
106 Willowend	Window/Punch
10906 Wickline	Window/Punch
9 Tokeneke Trl	Window/Punch
11207 Tyne Ct	Window/Punch
11215 Tyne Ct	UNL
10901 Bridgewood	UNL
11 Willowend	UNL/Contractor
505 Lanecrest	UNL
749 W Creekside	Unfounded
11302 Holidan Way	Unlocked
8429 Katy FWY	Window Punch



Blue Entry = Actual
 Location Unknown
 Underlined Contractor

Lock Punch
 Window Punch



SOLVED

10/31/23



Daytime Burglary
 Nighttime Burglary

2023 Total Incidents

2023	Crimes Against Persons	Crimes Against Property	Quality of Life Incidents	Total	Arrests	Incidents	House Checks	YTD BH INC	YTD BH HC	YTD PP INC	YTD PP HC	YTD HC INC	YTD HC HC
January	3	25	44	72	11	4130	2646	1356	899	1032	611	1573	1130
February	0	16	37	53	8	3875	2522	1300	909	926	515	1504	1090
March	2	11	50	63	15	5376	4025	1881	1487	1426	973	1930	1090
April	2	10	30	42	8	4275	2966	1574	1198	966	572	1590	1195
May	1	19	61	82	21	5285	3873	1747	1315	1466	1062	1936	1496
June	1	16	93	110	20	8512	7148	2930	2559	2267	1818	3179	2765
July	2	14	89	105	14	10,474	9163	3323	3003	2889	2499	4109	3655
August	0	17	77	94	17	7,278	5804	2468	2086	1851	1426	2766	2291
September	0	12	56	68	10	5,972	4503	2031	1640	1633	1264	2049	1596
October	5	10	71	86	23	5,196	3836	1598	1265	1418	1034	1997	1536
November													
December													
Total	16	150	608	775	147	60373	46486	20208	16361	15874	11774	22633	17844

2022 Totals	13	169	736	918	230	70665	55102	22443	18249	18553	14215	27937	22628
Difference													
% Change													

2022 Officer Committed Time to Service Report

Employee Name	Jan	Feb	Mar	Apr	May	Jun	Jul	Aug	Sep	Oct	Nov	Dec	Reports	Cites
ALSALMAMI, ALI	26:36:21	23:28:43	24:11:20	22:45:35	36:12:16	39:39:19	20:29:11	41:34:45	25:51:37	23:32:55			3	38
BAKER, BRIAN C	3:31:40	0:18:16	1:29:15	0:32:24	0:21:24	0:34:07	0:00:00	5:44:14	0:00:00	0:25:15				11
BALDWIN, BRIAN	17:32:11	13:52:09	18:58:23	15:22:04	11:14:09	12:46:41	0:30:45	17:17:18	16:36:03	15:53:45			3	
BIEHUNKO, JOHN	22:37:16	20:41:29	24:20:46	9:54:47	16:39:29	14:18:35	21:50:18	17:17:36	16:00:05	22:32:10			5	19
BOGGUS, LARRY	0:04:10	0:59:15	2:42:11	14:58:50	12:06:57	0:22:51	0:46:16	1:18:35	1:46:29	2:36:07				
BURLESON, Jason	13:12:02	10:25:15	13:11:53	22:52:04	25:02:17	28:34:21	12:28:04	17:46:00	14:03:26	16:26:12			2	16
BYRD, Rachied									25:56:26	44:10:21			11	59
CANALES, RALPH EDWARD	15:05:04	14:08:39	19:00:17	9:18:54	13:22:58	10:32:51	12:45:59	19:09:34	11:22:01	21:07:21			1	21
CERNY, BLAIR C.	22:20:53	13:00:34	4:12:21	5:52:34	9:33:34	4:46:33	0:00:00	2:48:09	7:12:49	7:24:04			2	
ECKERFIELD, Dillon	25:34:06	16:08:21	33:29:46	21:55:20	33:28:28	33:18:43	29:35:54	18:27:41	17:59:00	22:12:03			4	25
HARWOOD, NICHOLAS	18:58:46	19:16:48	12:51:44	9:07:09	9:03:33	21:35:51	25:01:09	20:51:59	28:19:01	17:36:23			3	16
JARVIS, RICHARD	17:03:26	15:40:05	15:27:29	13:10:22	16:25:12	16:22:45	38:21:03	20:33:00	17:51:04	27:37:44			3	32
JOHNSON, JOHN	15:48:16	16:53:09	14:28:58	17:03:42	13:16:09	25:55:05	15:29:31	12:10:51	23:43:59	13:01:11			1	8
JONES, ERIC	0:00:00	14:52:11	0:00:00	0:00:00	0:02:31	0:00:00	0:00:00	0:00:18	2:40:15	0:00:22			2	2
KING, JEREMY	9:53:27	0:00:00	20:34:58	7:58:39	14:52:28	7:00:48	17:04:38	12:46:59	13:25:27	21:19:33			3	7
KUKOWSKI, Andy	21:46:17	23:48:00	14:19:24	14:13:17	27:31:49	29:10:56	8:46:48	24:12:12	25:10:47	36:11:04			6	55
LOWRIE, Andy	18:47:35	35:22:56	22:43:49	31:50:20	26:19:33	31:43:01	37:35:44	32:07:40	14:19:42					
MCELVANY, ROBERT	13:28:51	9:01:39	3:53:11	9:48:34	6:28:09	8:32:13	7:05:07	5:38:07	8:00:29	12:41:17			1	22
ORTEGA, Yesenia	16:22:55	14:53:39	22:43:49	25:29:38	17:20:34	23:37:36	23:08:26	15:14:27	14:33:27	19:03:53			3	22
OWENS, LANE	7:19:25	1:06:57	0:03:44	0:00:00	0:05:50	0:00:00	0:00:00	0:00:00	2:12:22	0:14:28				
PAVLOCK, JAMES ADAM	1:16:57	0:41:05	1:32:18	0:19:29	1:35:54	8:41:34	5:49:04	19:37:04	25:49:25	22:20:00			10	102
RODRIGUEZ, CHRISTOPHER	2:58:13	0:45:39	5:03:49	10:10:35	3:29:18	1:38:51	1:09:41	0:39:05	7:12:29	3:28:39			1	
RODRIGUEZ, REGGIE			2:13:47	30:19:25	30:22:14	2:08:28	22:56:31	0:52:52	19:28:41	23:20:02			2	33
SALAZAR, Efrain	21:58:39	20:02:08	19:37:20	14:39:42	22:21:47	24:51:18	41:51:31	1:11:04	10:18:29	5:40:19				
SCHANMEIR, CHRISTIAN	20:44:52	12:50:34	15:00:40	16:57:42	20:25:07	18:25:29	20:05:42	20:35:08	17:11:30	20:06:35			2	14
SCHULTZ, RAYMOND	5:44:09	0:00:00	0:46:23	1:12:56	0:00:00	1:09:46	0:24:54	3:16:02	0:05:22	0:02:48				
SILLIMAN, ERIC	25:55:25	11:42:31	7:51:13	7:22:18	31:05:02	26:15:50	15:19:48	21:16:57	22:31:14	8:55:44			5	36
SPRINKLE, MICHAEL	9:05:01	6:38:58	13:45:12	12:40:15	12:06:36	10:45:10	12:31:26	9:01:06	8:55:10	6:00:19				10
TAYLOR, CRAIG	29:35:02	17:58:23	21:22:03	12:56:07	16:16:43	9:51:48	15:28:13	25:42:25	16:01:01	18:32:56			5	14
TORRES, PATRICK	14:23:40	17:57:00	12:04:56	16:42:07	17:43:40	7:33:10	11:51:15							
VALDEZ, JUAN	20:27:22	8:01:45	16:38:45	16:10:38	15:51:29	17:34:23	21:00:35	27:51:49	19:17:02	23:35:01			2	14
VASQUEZ, MONICA	0:39:02	2:11:16	2:48:31	24:00:53	2:54:01	0:52:15	0:49:31	1:01:46	0:11:55	0:09:45				
WHITE, TERRY	26:58:37	19:19:14	6:53:51	14:07:23	32:35:37	24:40:56	28:18:39	14:43:05	5:22:02	26:11:56			8	26
WILLIFORD, Adam	17:44:28													
												Total	86	602

* = Admin


Dispatch Committed Time	911 Phone Calls	3700 Phone Calls	DP General Phone Calls*	Radio Transmissions	Totals
385	377	2469	53:12:01	9428	2629
					18366
					84:50:03
					9621


* This is the minimal time as all internal calls route through the 3700 number.

Hedwig
 

Bunker Hill


Piney Point

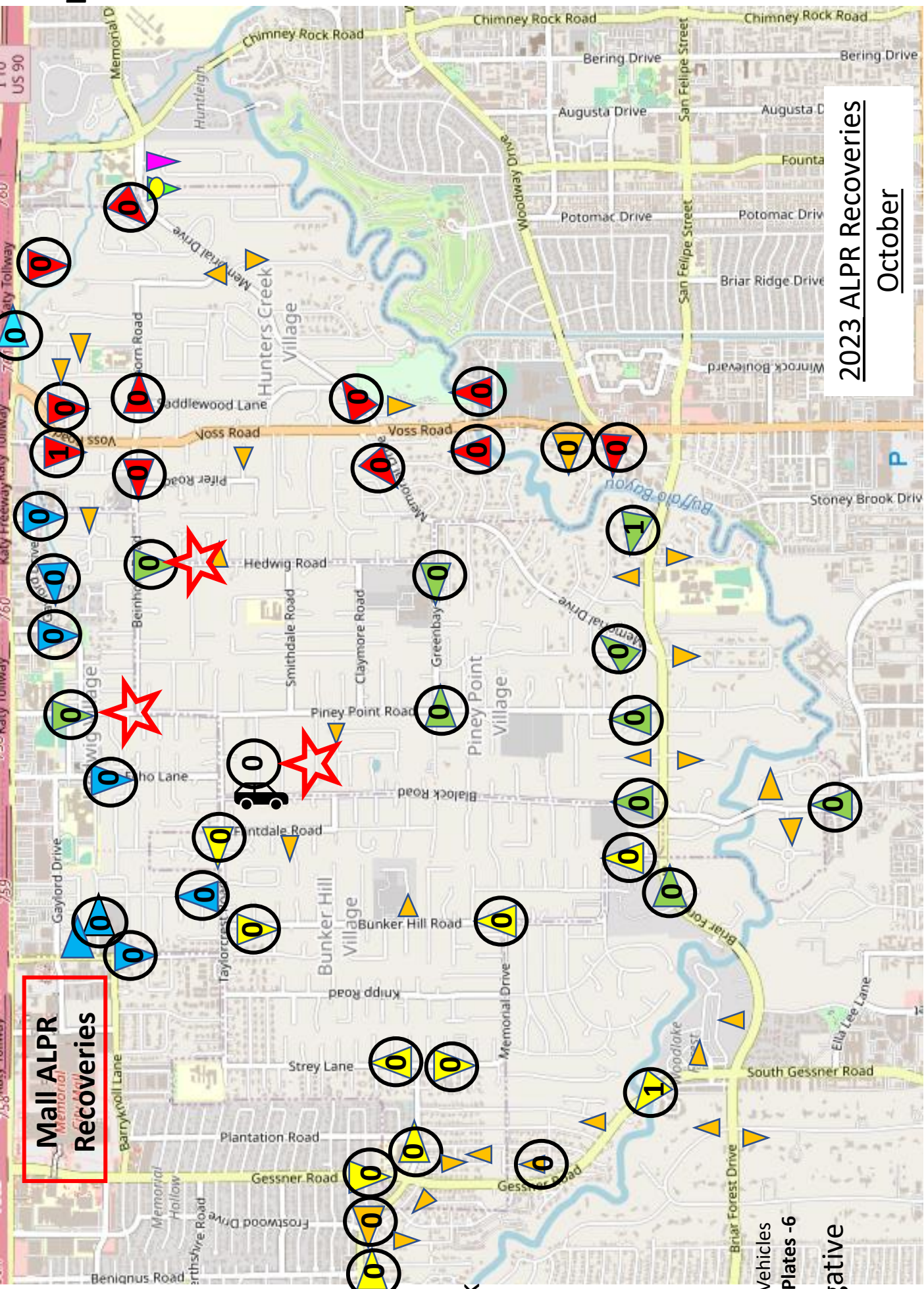

Hunters Creek



Frequent Mobile Locations



 Recovered Vehicles
Recovered Plates -6

 Investigative Leads

Mall ALPR Recoveries



Lindenwood HOA


Longwoods HOA


US Coins


In Process


HOA Systems


2023 ALPR Recoveries
October

10/31/23


ALPR Recoveries						
Num	Plate	Vehicle	Loc	Val	Links	Date
1	PMC0662	Tou/Pri	13	\$ 18,000.00	Stolen from Repair	19-Jan
2	SFG4671	BMW X5	7	\$ 32,000.00	Fugitive Previous	28-Jan
3	RRB9905	Ford/Van	19	\$ 16,000.00	On Tow Truck	1-Feb
4	PRP8014	Toy/High	21	\$ 24,000.00	Fraud	17-Feb
5	3539AY	Merz	1	\$ 24,000.00	HPD-case	22-Feb
6	NDD4115	BMW328	8	\$ 31,500.00	Fraud	6-Mar
7	DRM8516	NissAlt	19	\$ 21,000.00		7-Apr
8	SNT5450	GMC 1500	14	\$ 26,000.00		19-Apr
9	LYG558	Nissan	19	\$ 14,000.00	Fugitive/Drugs	28-Apr
10	GLN0746	GMC Yukor	16	\$ 18,000.00		1-May
11	JRC3494	Porche	13	\$ 32,000.00	Fugitive	8-May
12	3A0A447	Hyundai	19	\$ 11,000.00	Fugitive	13-May
13	PYY0493	Hyundai	7	\$ 18,000.00		19-May
14	LKW5687	Ford Esc	2	\$ 11,000.00		8-Jun
15	PXF499	Dodge P/U	21	\$ 16,000.00		11-Jun
16	RTV0092	Hyndi	13	\$ 14,000.00	Meth	24-Jun
17	SVW7775	Suburb	21	\$ 35,000.00		30-Jun
18	3554581	Honda Acd	24	\$ 22,000.00	Fraud/fugitives	26-Jul
19	9PCYC	Olds	13	\$ 9,000.00	Fraud	5-Aug
20	HUJ5922	HYUN Vel	21	\$ 11,000.00		8-Aug
21	26D243A	Chev 1500	27	\$ 2,000.00		9-Aug
22	SDZ1804	Red VW	13	\$ 26,000.00	Auto Thieves	11-Aug
23	SFF3401	Grey VW	Woaks	\$ 30,000.00	Auto Thieves/Gang	11-Aug
24	4B7962F	Ford Foc	21	\$ 11,000.00	Fugitive/Drugs	23-Aug
25	AL38296	Uhaul	23	\$ 32,000.00	Fraud	27-Aug
26	RXN1895	ChevTrax	2	\$ 14,000.00		23-Sep
27	TJG1131	Niss Alt	23	N/A	Repo	3-Oct
28	RLF3497	Ford Van	19	\$ 21,000.00	Fraud	16-Oct
29	LG89296	ChevSonic	13	\$ 16,000.00	Burglary	18-Oct
30						
31						
32						
33						
34						
35						
36						
37						
38						
39						
40						
41						
42						
43						
44						
45						
46						
47						
48						
49						
50						
51						
52						
53						
54						
55						
56						
57						
58						
59						
60						
61						
62						
63						
64						
65						

Plate Recoveries					
Plate Recove	Date	Links	Plate Reco	Date	Links
SFG9342	1/12/2023	Owner	MWCRLN	8/15/2023	Owner
RDM8571	1/18/2023	Cited	GCD1760	8/16/2023	Cited
KKV5316	1/18/2023	Owner	4B7962F	8/25/2023	Cited
NDD9473	2/17/2023	Cited	PRW94419	9/5/2023	Cited
RMW2202	2/23/2023	Owner	TATDKAT	9/25/2023	Owner
RGB8499	2/24/2023	Owner	TID4541	10/5/2023	Owner
RZK6901	3/8/2023	Arrested	598NMM	10/8/2023	Cited
OB1159K	4/18/2023	Cited	LGB9296	10/18/2023	Arrested
LLC9151	4/21/2023	Owner	906EVT	10/19/2023	Cited
NKH9972	5/17/2023	Owner	4B0100H	10/19/2023	Cited
ZB0644F	5/18/2023	Cited	CDL2064	10/25/2023	Owner
SVH7417	5/20/2023	Owner			
PGN223	5/24/2023	Owner			
72054CO	5/25/2026	Cited			
HSL0283	6/2/2023	Owner			
RNT6220	6/22/2023	Cited			
2B3401K	6/23/2023	Cited			
SKY3033	7/2/2023	Owner			
3B9213E	7/20/2023	Victim/swap			
3M8386Z	8/5/2023	Stolen/Dupe			
SNZ9391	8/5/2023	Owner			
BS8K522	8/8/2023	Cited			

Firearm in vehicle Vehicle found to be Stolen
Temp Tag

Located but Filed								
Date	Plate	Camera	Date	Plate	Camera	Date	Plate	Camera
16-Jan	IN DI9211	21	16-Aug	LFD4670	27	27-Sep	KIA	13
4-Feb	LJL2527	21	19-Aug	LYH5271	23			
23-Apr	PZY1260	Hed	28-Aug	SNT0018	16			
23-Apr	1BF9105	8	8-Sep	179ENU	8			
3-Jun	MPR7295	1	10-Sep	3742X63	21			
16-Jun	3364G79	19	15-Sep	SNT0018	22			

Runaways
3/3/2023 RZY8999 21 Juvenile Runaway

16 of 25 involved in other crimes = 64%

HOT List Hits Other Agencies			
2/9/2023	98BGQN	9	Fugitives
5/26/2023	SGH4365	6	Burglars
6/4/2023	SVM4611	13	Burglars
6-Jun		24	larceny
26-Jun	GBW3672	19	Forgery
22-Sep	TFG6407	27	Theft

ALPR Stops Located not Reported as Recovered			
Plate	ALPR	Agency	Date
SFG9342	19	HPD	11-Jan
KKP9539	1	HPD	26-Jan
PBB6385	13	HPD	30-Jan
RXN2712	21	Southside	9-Feb
RZY1469	8	HPD	6-Mar
HSL0283	7	HPD	3-Jun
RTY9029	6	HPD	4-Jun
HZY2942	6	HPD	14-Jun
PYX7001	19	HPD	22-Jun
LD20876	8	Edinberg	25-Jun
HHP9296	19	HPD	3-Sep
LJL8583	7	HPD*	24-Sep

* HPD never showed up to meet w/victim

Program Summary			
2023 Value	\$ 555,500.00	Recovered	29
2022 Value	\$ 1,733,000.00	Recovered	74
2021 Value	\$ 1,683,601.00	Recovered	75
2020 Value	\$ 1,147,500.00	Recovered	61
2019 Value	\$ 438,000.00	Recovered	22
Program Total	\$ 5,557,601.00		261

INVESTIGATIVE LEADS/Solves							
Crime	Plate	Date	ALPR	Crime	Plate	Date	ALPR
Package Theft	BLN9367	29-Jan	#29	Theft	BHX3325	5/1/2023	5
Dumping of Concrete	261	7-Jan	#4	BMV	RKV2934	5/13/2023	19
Hotlist	98BBGQN	9-Feb	#9	BMV	SLD2033	5/19/2023	23
BMV's	LGD4601	10-Feb	#19	BMV x2	BS8B122	6/1/2023	14
Missing Person	RZY8999	3-Mar	#8	BOHx2 eluding	SNX4159	6/7/2023	19
Missing Person	MVC4443	5-Mar	#21	BMVx2	SNT1008	6/30/2023	19
Theft	692227C3	7-Mar	#19	BMV	SMY1888	8/9/2023	Woaks
Missing person	B292064	28-Mar	#21	Package Thefts	DGH5917	8/11/2023	19
Jugging	PYT9426	3/21/2023	#14	Missing Person	SLB6399	8/15/2023	7
BMV's	NDG7754	25-Mar	US Coins	Fraud	RZ14503	9/29/2023	13
Theft	RXR5074	7-Apr	#11	Fraud	RKS2748	9/27/2023	16
BMV's	HDN7572	17-Apr	#20	Mail Theft		10/18/2023	
BMV	SLD2033	21-Apr	#7	Food Theft		10/18/2023	
Poss Abduction*	Multi	28-Apr	#14	FSGI		10/25/2023	

* ALPR used to prove false report



October 2023 ALPR REPORT



Total Plate Reads, Incl's multiple reads of same plate
Number of Unique Plates Read – Total without repeats
Number of Hits/Alerts - All 14 possible categories
Number of Hits/Alerts of the 6 monitored categories
Number of Sex Offender Hits (not monitored live)
Summary Report
Total Hits-Reads/total vehicles passed by each camera

2023 ALPR Data Report

Plate Reads Summary


Total Plate Reads:
4,175,989

[Download CSV](#)

Oct 1 - Oct 30

[Search](#)

Devices (34)



Unique Plate Reads Summary

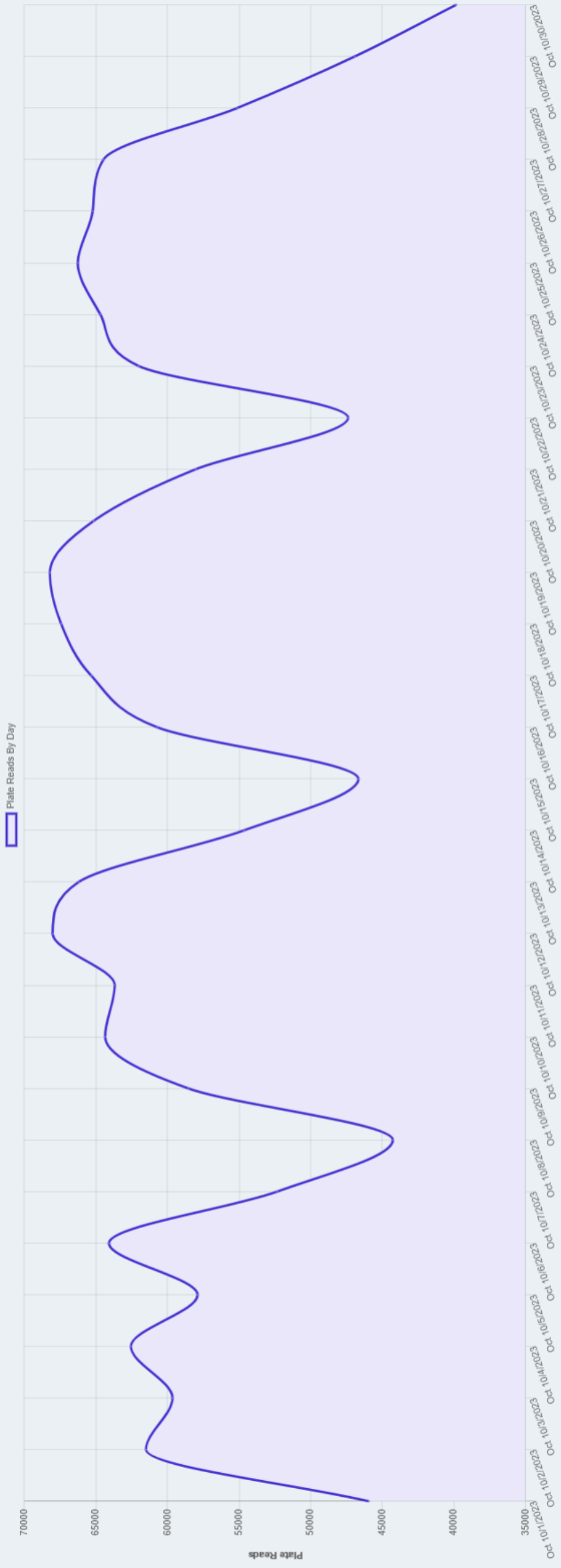
Total Unique Plate Reads:
555,624

[Download CSV](#)

Oct 1 - Oct 30

Devices (34)

[Search](#)



Hits Report

09/30/2023 To... 10/30/2023 Search


Select a date range up to 31 days

DOWNLOAD CSV

Total Hits: 155

Topics (15) ▶

Devices (34) ▶



Sex Offenders

Hits Report

09/30/2023

To...

10/30/2023

Search

Select a date range up to 31 days

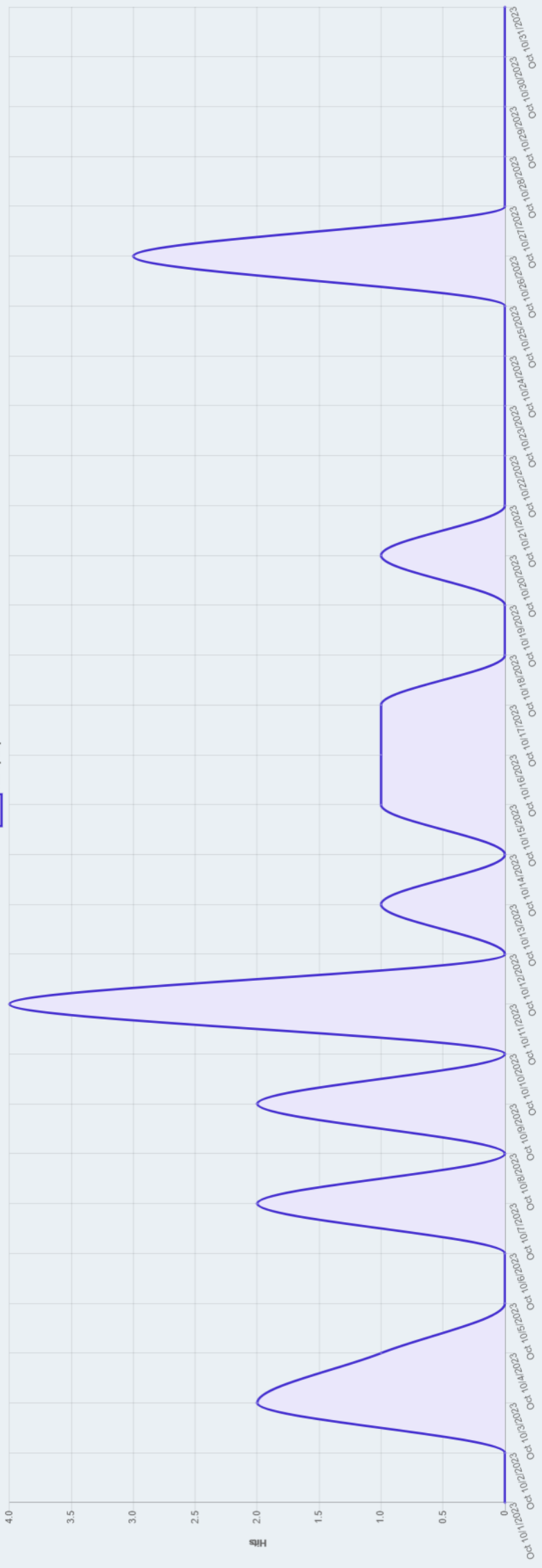
DOWNLOAD CSV

Total Hits: 19

Topics (1) ▾

Devices (34) ▾

Hits By Day



Summary Report

Insights Dashboard

Plate Reads

4,176,567

[View Details](#)



Searches

566

[View Details](#)



Hot List Hits

155

[View Details](#)



Device Sharing

Shared with
Lewisville TX PD,
Sansom Park TX PD,
and 318 others

Access Levels
Search
Hotlist Tool Access

Device Status

34 / 34 
Devices Online

[← Previous Device](#)

Device Name

#01 Inbound, Riverview Way, EB

Battery

—

Latency

—

[Next Device >](#)

- #1 Gessner S/B at Frostwood
- #2 Memorial E/B at Gessner
- #3 NO ALPR - Future Location
- #4 Memorial N/B at Briar Forrest
- #5 Bunker Hill S/B at Taylorcrest
- #6 Taylorcrest W/B at Flintdale
- #7 Memorial E/B at Briar Forrest
- #8 2200 S. Piney Point N/B
- #9 N. Piney Point N/B at Memorial
- #10 Memorial E/B at San Felipe
- #11 Greenbay E/B Piney Point
- #12 Piney Point S/B at Gaylord
- #13 Gessner N/B at Bayou
- #14 Beinhorn W/B at Pipher

- #15 Hunters Creek Drive S/B at I-10
- #16 Memorial W/B at Creekside
- #17 Memorial W/B at Voss
- #18 Memorial E/B at Voss
- #19 S/B Voss at Old Voss Ln 1
- #20 S/B Voss at Old Voss Ln 2
- #21 N/B Voss at Magnolia Bend Ln 1
- #22 N/B Voss at Magnolia Bend Ln 2
- #23 W/B San Felipe at Buffalo Bayou
- #24 N/B Blalock at Memorial
- #25 N/B Bunker Hill at Memorial
- #26 S/B Hedwig at Beinhorn
- #27 Mobile Unit #181
- #28 Mobile Speed Trailer/Station

- #29 Riverbend Main Entrance
- #30 Beinhorn E/B at Voss
- #31 Memorial E/B at Tealwood (new)
- #32 Greenbay W/B at Memorial
- #33 Strey N/B at Memorial

Private Systems monitored by MVPD

US COINS - I-10 Frontage Road
 Memorial Manor NA Lindenwood/Memorial

Greyton Lane NA
 Calico NA
 Windemere NA
 Mott Lane

Kensington NA
 Stillforest NA

Farnham Park
 Riverbend NA

Pinewood NA
 Hampton Court

Bridlewood West NA
 N Kuhlman NA

Longwoods NA
 Memorial City Mall - 22

Yellow = Bunker Hill

Green = Piney Point

Red = Hunters Creek

Blue = MVPD Mobile

Purple = Privately Owned Systems



Hits/Reads By Camera

1 9/238,102
 2 3/167,363
 3 See #31
 4 3/195,592
 5 0/88,075
 6 1/70,574
 7 6/141,685
 8 1/266,452
 9 1/91,229
 10 2/100,434
 11 0/23,223
 12 0/213,636
 13 3/270,700
 14 1/99,977
 15 0/6,715
 16 0/63,798

17 6/103,668
 18 1/122,813
 19 6/165,079
 20 6/181,801
 21 12/324,837
 22 6/386,793
 23 3/286,466
 24 3/157,425
 25 2/32,671
 26 1/53,237
 27 1/33,642
 28 0/275*
 29 0/6,359
 30 0/70,457
 31 2/147,298
 32 0/51,495
 33 0/10,197
 34 0/5,363

Total Reads – 4,175,989

Unique Reads – 555,624

Hits- 155

7 Top Hit 87

- Hotlist - 3
- Stolen Vehicle
- Stolen Plate
- Gang Member
- Missing
- Amber
- Priority Restraining Order

Recoveries -



Village Fire Department
 901 Corbindale Rd
 Houston, TX, 77024
 Phone# (713) 468-7941 Fax# (713) 468-5039

October 2023 Summary - All Cities

Call/Incident Type/Detail	Jan	Feb	Mar	Apr	May	Jun	Jul	Aug	Sep	Oct	Total YTD	Month	# of Incidents	Avg Resp Time
TOTAL	233	174	172	174	210	218	221	210	223	194	2029	Jan	233	4:13
Adominal Pain	2	0	3	1	0	1	1	1	2	2	13	Feb	174	4:09
Allergic Reaction	1	0	1	1	1	2	1	4	2	1	14	Mar	172	4:35
Animal Bite	1	0	1	0	0	0	0	0	0	0	2	*Apr	129	4:44
Apartment Fire	2	0	1	0	0	1	0	0	0	0	4	May	162	4:51
Assault	0	0	0	0	1	1	0	1	0	2	5	Jun	176	4:45
Automatic Aid	2	0	1	1	1	0	1	0	1	2	9	Jul	167	4:21
Automatic Aid- Apartment Fire	15	9	7	8	9	1	6	5	13	8	81	Aug	159	4:40
Automatic Aid- Building Fire	4	3	2	4	4	0	2	2	5	2	28	Sep	157	4:39
Automatic Aid- Elevator Rescue	1	0	2	1	1	1	2	5	1	2	16	Oct	74	4:06
Automatic Aid- Elevator MVC	0	2	2	1	0	0	0	0	2	1	8			
Automatic Aid- Entrapment MVC	3	7	4	4	3	1	1	5	0	1	29			
Automatic Aid- Gas Leak	3	1	0	0	1	0	1	0	1	1	8			
Automatic Aid- High Rise Fire	6	3	2	1	0	0	0	0	0	0	12			
Automatic Aid- House Fire	0	1	2	0	0	0	2	0	1	0	6			
Back Pain	0	1	0	1	0	0	0	0	2	1	5			
Business Fire	2	3	5	1	1	5	2	8	4	1	32			
Carbon Monoxide Detector No Symptoms	1	1	2	0	1	0	0	1	0	1	7			
Cardiac/Respiratory Arrest	1	0	2	0	0	0	0	1	0	0	4			
Check a Noxious Odor	0	1	1	0	0	0	0	0	1	1	4			
Check for Fire	10	1	0	6	0	2	0	3	1	3	26			
Check for the Smell of Natural Gas	2	1	1	2	0	0	0	0	0	0	6			
Check for the Smell of Smoke	8	13	2	2	4	3	6	5	5	4	52			
Chest Pain	0	1	1	0	0	0	0	0	0	0	2			
Child Locked in a Vehicle Engine and AC running	0	0	0	0	1	0	0	1	0	0	2			
Child Locked in a Vehicle Engine and AC not running	0	0	0	0	0	0	0	0	0	0	0			
Choking	0	0	0	0	0	0	3	0	0	1	4			
Diabetic Emergency	0	0	0	1	2	1	2	2	1	1	10			
Difficulty Breathing	12	2	8	5	3	11	6	11	9	5	72			
Drowning	0	0	0	0	0	0	1	0	1	0	2			
Electrical Fire	1	0	0	0	1	0	1	0	0	1	4			
Elevator Rescue	3	0	1	1	1	1	0	0	1	0	8			
Fall Victim	8	6	13	7	14	14	12	8	9	14	105			
Fire Alarm Business	4	7	1	5	4	5	7	9	6	7	55			
Fire Alarm Church or School	5	2	4	4	8	15	1	3	8	7	57			
Fire Alarm Residence	46	17	19	36	38	50	46	28	34	18	332			
Gas Leak	2	4	3	1	1	3	0	1	2	2	19			
Grass Fire	0	0	0	0	1	2	1	0	2	0	6			
HAZMAT Emergency	0	0	0	0	0	0	0	1	0	0	1			

* Note: Excludes cancelled calls beginning in April.



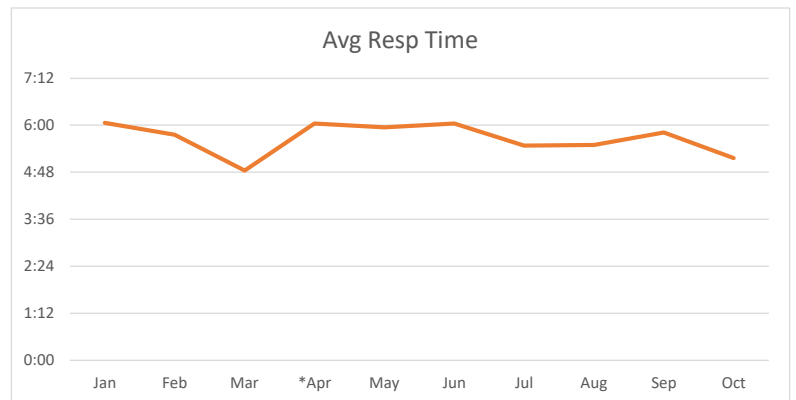
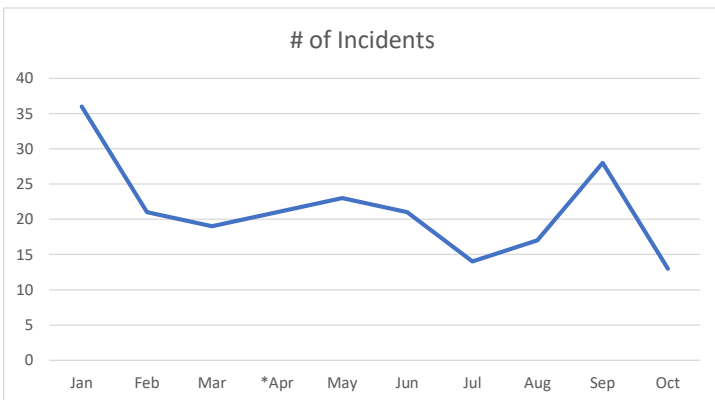
Village Fire Department
 901 Corbindale Rd
 Houston, TX, 77024
 Phone# (713) 468-7941 Fax# (713) 468-5039

October 2023 Summary - Bunker Hill

Call/Incident Type/Detail	Jan	Feb	Mar	Apr	May	Jun	Jul	Aug	Sep	Oct	Total YTD
TOTAL	36	21	19	27	32	21	17	22	37	19	251
Allergic Reaction	0	0	0	0	0	1	0	0	0	0	1
Assault	0	0	0	0	1	0	0	0	0	0	1
Business Fire	0	1	0	0	0	0	0	0	0	0	1
Carbon Monoxide Detector No Symptoms	0	1	3	0	0	0	0	0	3	0	7
Cardiac/Respiratory Arrest	1	0	0	0	0	0	0	0	0	0	1
Check for Fire	0	0	0	0	0	0	0	0	1	0	1
Check for the Smell of Natural Gas	3	0	0	2	0	0	0	0	0	0	5
Check for the Smell of Smoke	1	0	0	0	0	0	0	0	0	0	1
Chest Pain	0	0	0	0	0	1	1	1	1	0	4
Diabetic Emergency	0	0	0	0	0	0	1	0	0	0	1
Difficulty Breathing	4	0	4	0	0	1	1	4	1	3	18
Fall Victim	0	1	0	2	2	2	0	1	3	4	15
Fire Alarm Business	0	1	0	0	0	0	0	0	0	0	1
Fire Alarm Church or School	1	0	0	1	0	1	0	1	2	0	6
Fire Alarm Residence	9	3	4	6	8	6	6	5	7	1	55
Gas Leak	0	0	1	1	0	1	0	1	0	0	4
Grass Fire	0	0	0	0	0	1	0	0	0	0	1
Headache - Stroke symptoms not present	0	0	1	0	0	0	0	0	0	0	1
Heart Problems	0	1	0	1	2	1	1	0	3	0	9
Heat/Cold Exposure	0	0	0	0	0	0	0	1	0	0	1
Hemorrhage/Laceration	0	0	0	1	0	0	0	0	0	0	1
House Fire	1	0	0	0	0	0	0	1	0	0	2
Injured Party	1	0	0	0	1	0	0	1	2	0	5
Medical Alarm	0	1	0	3	0	0	0	1	1	1	7
Motor Vehicle Collision	1	0	1	2	6	0	0	1	3	0	14
Object Down in Roadway	0	0	0	1	2	0	0	0	0	2	5
Overdose/Poisoning	1	0	0	0	0	1	0	1	1	0	4
Possible D.O.S.	1	0	0	0	0	0	0	0	0	0	1
Powerlines Down Arcing/Burning	0	0	0	1	1	0	0	0	0	0	2
Psychiatric Emergency	1	0	0	1	0	0	0	0	0	0	2
Seizures	1	1	1	1	1	1	0	0	0	1	7
Service Call Non-emergency	6	7	2	1	2	0	1	0	4	2	25
Shooting/Stabbing	0	0	0	0	2	0	0	0	0	0	2
Sick Call	1	4	1	1	3	1	2	3	2	1	19
Stroke	1	0	0	1	1	1	0	0	1	1	6
Transformer Fire	0	0	0	1	0	0	0	0	0	0	1
Traumatic Injury	0	0	0	0	0	0	0	0	0	1	1
Unconscious Party/Syncope	1	0	0	0	0	1	3	0	2	0	7
Unknown Medical Emergency	1	0	1	0	0	1	1	0	0	2	6

Month	# of Incidents	Avg Resp Time
Jan	36	6:04
Feb	21	5:46
Mar	19	4:51
*Apr	21	6:03
May	23	5:57
Jun	21	6:03
Jul	14	5:29
Aug	17	5:30
Sep	28	5:49
Oct	13	5:10

* Note: Excludes cancelled calls beginning in April.





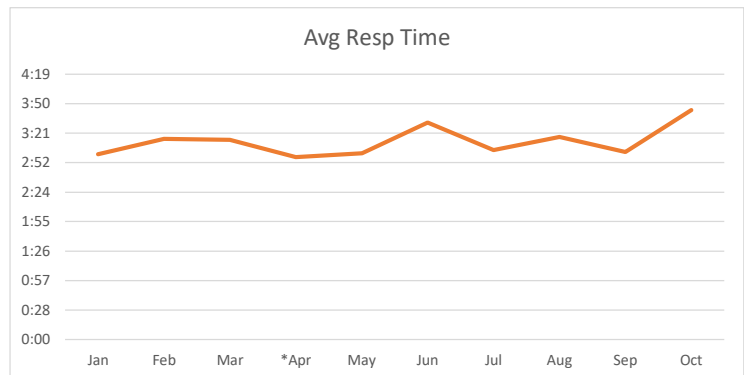
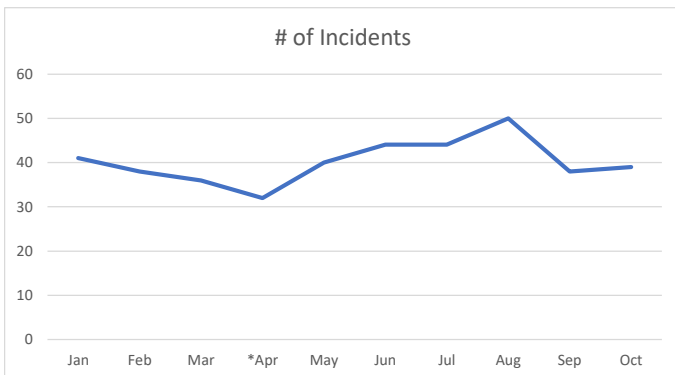
Village Fire Department
 901 Corbindale Rd
 Houston, TX, 77024
 Phone# (713) 468-7941 Fax# (713) 468-5039

October 2023 Summary - Hedwig

Call/Incident Type/Detail	Jan	Feb	Mar	Apr	May	Jun	Jul	Aug	Sep	Oct	Total YTD
TOTAL	41	38	36	34	41	46	52	56	44	44	432
Adominal Pain	0	0	2	1	0	0	1	1	0	1	6
Allergic Reaction	0	0	1	1	1	1	1	0	1	0	6
Apartment Fire	1	0	1	0	0	1	0	0	0	1	4
Assult	0	0	0	0	0	1	0	0	0	0	1
Back Pain	0	0	0	0	0	0	1	0	0	1	2
Business Fire	0	0	0	1	0	0	0	0	1	0	2
Carbon Monoxide Detector No Symptoms	0	0	0	0	0	0	0	1	0	1	2
Check a Noxious Odor	1	0	0	0	0	0	0	0	0	0	1
Check for the Smell of Natural Gas	0	0	0	1	0	2	0	1	0	0	4
Check for the Smell of Smoke	0	0	1	1	0	0	0	0	0	1	3
Chest Pain	3	5	1	0	0	1	3	2	1	3	19
Choking	0	0	0	0	0	0	1	0	0	0	1
Diabetic Emergency	0	0	0	0	1	1	1	1	1	1	6
Difficulty Breathing	1	2	1	2	0	3	1	3	1	1	15
Electrical Fire	1	0	0	0	0	0	0	0	0	1	2
Elevator Rescue	0	0	0	0	0	1	0	0	0	0	1
Fall Victim	3	3	3	1	5	2	3	2	2	2	26
Fire Alarm Business	1	3	1	2	1	3	6	8	3	5	33
Fire Alarm Church or School	0	0	3	2	8	6	1	0	2	0	22
Fire Alarm Residence	7	2	1	5	1	0	4	3	5	1	29
Gas Leak	1	1	1	0	0	0	0	0	0	1	4
Heart Problems	1	2	0	3	3	2	1	3	3	2	20
Heat/Cold Exposure	0	0	0	0	0	1	0	0	1	0	2
Hemorrhage/Laceration	1	0	1	0	0	0	1	0	0	1	4
House Fire	0	0	0	0	0	0	1	1	0	0	2
Injured Party	1	2	0	0	2	0	0	4	0	1	10
Medical Alarm	0	0	0	0	1	1	0	0	0	1	3
Motor Vehicle Collision	5	6	5	2	3	2	6	9	7	5	50
Motor Vehicle Collision with Entrapment	0	0	0	0	0	0	0	0	0	1	1
Object Down in Roadway	0	0	0	0	0	2	0	0	0	0	2
Overdose/Poisoning	0	2	1	1	0	0	0	0	0	0	4
Possible D.O.S.	0	1	1	0	0	0	0	0	0	0	2
Powerlines Down Arcing/Burning	0	0	0	0	0	3	0	1	0	0	4
Pregnancy/ Childbirth	0	0	0	2	0	0	0	0	0	0	2
Psychiatric Emergency	1	0	2	0	0	0	1	0	0	0	4
Seizures	2	1	1	1	0	0	2	1	1	0	9
Service Call Non-emergency	0	4	3	0	0	0	5	3	5	3	23
Sick Call	5	2	2	2	5	7	6	5	4	5	43
Smoke in Business	0	0	0	0	1	0	0	0	0	0	1
Stroke	0	0	0	0	2	0	1	2	0	0	5
Transformer Fire	0	0	1	0	0	0	0	1	0	0	2
Trash Fire	0	0	0	0	0	0	0	1	0	0	1
Traumatic Injury	0	0	1	0	0	0	0	0	0	0	1
Unconscious Party/Syncope	3	1	1	5	6	3	5	2	6	4	36
Unknown Medical Emergency	2	1	1	1	1	3	0	0	0	1	10
Vehicle Fire	1	0	0	0	0	0	0	1	0	0	2

Month	# of Incidents	Avg Resp Time
Jan	41	3:01
Feb	38	3:16
Mar	36	3:15
*Apr	32	2:58
May	40	3:02
Jun	44	3:32
Jul	44	3:05
Aug	50	3:18
Sep	38	3:03
Oct	39	3:44

* Note: Excludes cancelled calls beginning in April.





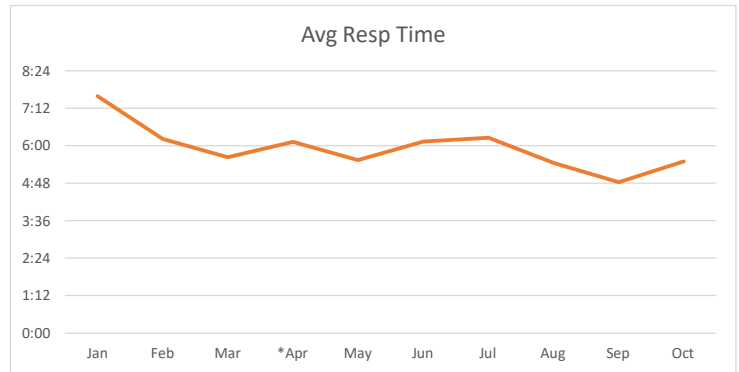
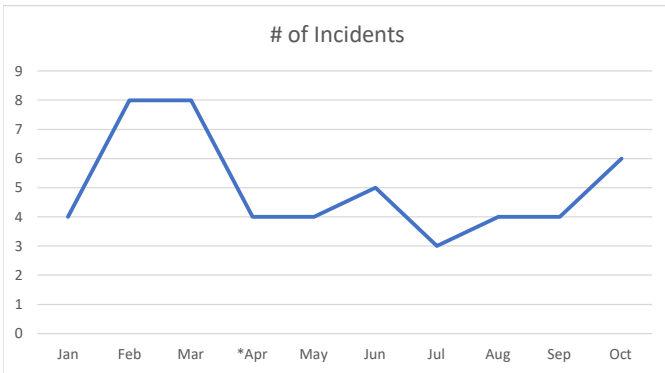
Village Fire Department
 901 Corbindale Rd
 Houston, TX, 77024
 Phone# (713) 468-7941 Fax# (713) 468-5039

October 2023 Summary - Hilshire

Call/Incident Type/Detail	Jan	Feb	Mar	Apr	May	Jun	Jul	Aug	Sep	Oct	Total YTD
TOTAL	4	8	8	5	4	5	4	7	5	6	56
Back Pain	0	0	0	0	0	0	1	0	0	0	1
Carbon Monoxide Detector No Symptoms	1	0	0	0	0	0	0	0	0	0	1
Check for the Smell of Natural Gas	1	0	0	0	0	0	0	1	0	0	2
Chest Pain	1	1	0	0	1	0	0	0	0	1	4
Fall Victim	0	1	2	0	0	0	0	0	0	2	5
Fire Alarm Business	0	0	0	0	0	0	0	1	0	0	1
Fire Alarm Church or School	0	0	0	1	0	0	0	0	0	0	1
Fire Alarm Residence	0	0	0	0	2	1	0	1	0	0	4
Gas Leak	0	0	0	0	0	0	0	0	0	1	1
Heart Problems	0	0	1	0	0	1	0	0	0	0	2
Hemorrhage/Laceration	0	1	0	1	0	0	0	0	0	0	2
Medical Alarm	0	0	0	0	1	0	0	1	0	0	2
Motor Vehicle Collision	0	1	0	1	0	3	0	0	1	2	8
Motor Vehicle Collision with Entrapment	0	0	2	0	0	0	0	0	0	0	2
Object Down in Roadway	0	0	0	1	0	0	0	0	0	0	1
Overdose/Poisoning	0	0	0	0	0	0	1	0	0	0	1
Possible D.O.S.	0	1	0	0	0	0	0	0	0	0	1
Powerlines Down Arcing/Burning	0	0	0	0	0	0	1	1	0	0	2
Psychiatric Emergency	1	0	0	0	0	0	0	0	0	0	1
Service Call Non-emergency	0	2	1	0	0	0	0	0	1	0	4
Sick Call	0	1	2	1	0	0	1	1	2	0	8
Unconscious Party/Syncope	0	0	0	0	0	0	0	1	0	0	1
Unknown Medical Emergency	0	0	0	0	0	0	0	0	1	0	1

Month	# of Incidents	Avg Resp Time
Jan	4	7:35
Feb	8	6:13
Mar	8	5:38
*Apr	4	6:07
May	4	5:32
Jun	5	6:08
Jul	3	6:15
Aug	4	5:27
Sep	4	4:50
Oct	6	5:30

* Note: Excludes cancelled calls beginning in April.





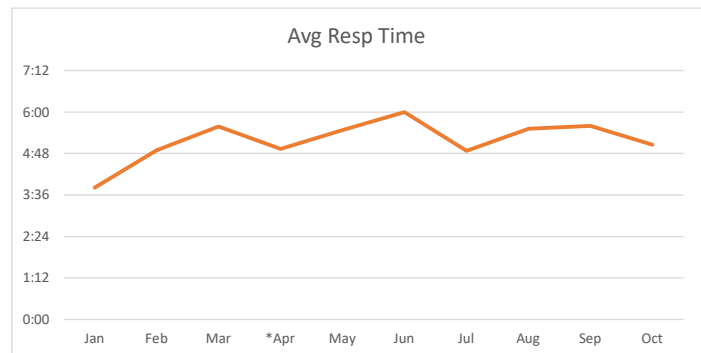
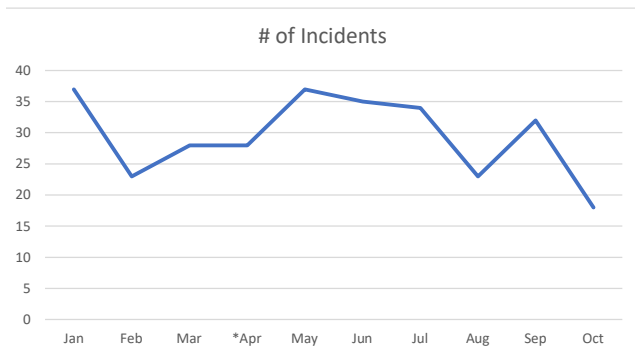
Village Fire Department
 901 Corbindale Rd
 Houston, TX, 77024
 Phone# (713) 468-7941 Fax# (713) 468-5039

October 2023 Summary - Hunters Creek

Call/Incident Type/Detail	Jan	Feb	Mar	Apr	May	Jun	Jul	Aug	Sep	Oct	Total YTD
TOTAL	37	23	28	38	43	44	43	29	41	29	355
Abdominal Pain	0	0	0	0	0	1	0	0	1	0	2
Allergic Reaction	0	0	0	0	0	0	0	1	1	0	2
Animal Bite	0	0	1	0	0	0	0	0	0	0	1
Back Pain	0	0	1	0	0	0	0	0	0	0	1
Carbon Monoxide Detector No Symptoms	1	1	0	1	0	1	1	2	0	1	8
Cardiac/Respiratory Arrest	0	0	1	0	0	0	0	0	0	0	1
Check a Noxious Odor	0	0	1	0	0	0	0	0	0	0	1
Check for Fire	0	0	0	0	0	0	0	0	0	1	1
Check for the Smell of Natural Gas	1	0	0	1	0	0	0	0	1	1	4
Check for the Smell of Smoke	0	0	0	1	0	0	0	0	0	4	5
Chest Pain	1	1	0	0	2	0	1	1	1	0	7
Child Locked in a Vehicle Engine and AC not running	0	0	0	0	1	0	0	1	0	0	2
Choking	0	0	0	0	0	0	1	0	0	0	1
Difficulty Breathing	2	0	3	2	1	1	0	1	4	1	15
Electrical Fire	0	0	0	0	1	0	1	0	0	0	2
Elevator Rescue	3	0	0	0	0	0	0	0	0	0	3
Fall Victim	1	0	2	3	2	4	4	3	2	0	21
Fire Alarm Business	1	1	0	2	0	0	0	0	0	0	4
Fire Alarm Church or School	0	0	0	0	0	1	0	0	0	1	2
Fire Alarm Residence	15	4	5	14	14	16	11	9	13	7	108
Gas Leak	0	1	0	0	1	0	0	0	2	0	4
Grass Fire	0	0	0	0	0	0	0	0	1	0	1
Heart Problems	0	0	1	1	2	0	1	1	1	0	7
Hemorrhage/Laceration	0	0	1	0	1	0	0	1	0	0	3
House Fire	0	1	0	1	1	0	0	0	0	0	3
Injured Party	0	0	1	0	0	2	0	0	0	0	3
Medical Alarm	2	2	0	3	4	2	3	4	2	0	22
Motor Vehicle Collision	5	7	1	1	4	5	3	0	3	3	32
Object Down in Roadway	0	0	0	0	0	0	0	0	1	0	1
Overdose/Poisoning	0	0	0	1	0	1	3	0	0	1	6
Possible D.O.S.	0	0	0	1	0	0	0	0	0	1	2
Powerlines Down Arcing/Burning	1	0	0	1	0	2	1	1	0	0	6
Psychiatric Emergency	0	1	1	0	0	0	1	0	1	0	4
Seizures	0	1	1	0	0	1	0	0	1	0	4
Service Call Non-emergency	1	0	3	2	0	0	3	2	2	4	17
Sick Call	0	1	3	0	5	3	2	1	2	0	17
Stroke	0	0	0	0	0	0	2	0	0	2	4
Transformer Fire	0	0	0	0	0	0	0	0	1	0	1
Traumatic Injury	0	0	0	1	0	1	1	0	0	0	3
Unconscious Party/Syncope	2	2	1	2	4	3	3	1	0	1	19
Unknown Medical Emergency	0	0	1	0	0	0	1	0	0	1	3
Vehicle Fire	1	0	0	0	0	0	0	0	1	0	2

Month	# of Incidents	Avg Resp Time
Jan	37	3:49
Feb	23	4:54
Mar	28	5:35
*Apr	28	4:56
May	37	5:29
Jun	35	6:00
Jul	34	4:53
Aug	23	5:31
Sep	32	5:36
Oct	18	5:03

* Note: Excludes cancelled calls beginning in April.



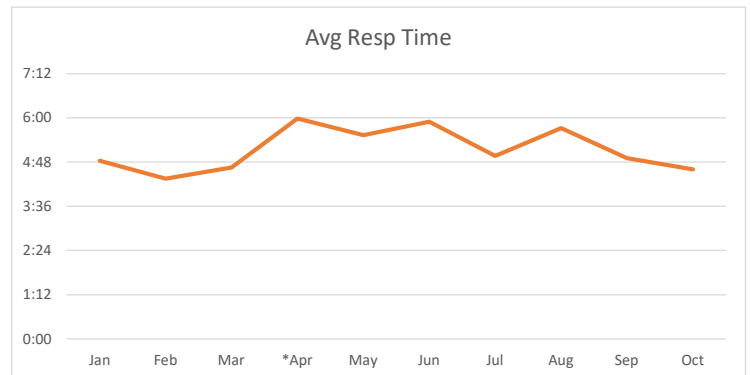
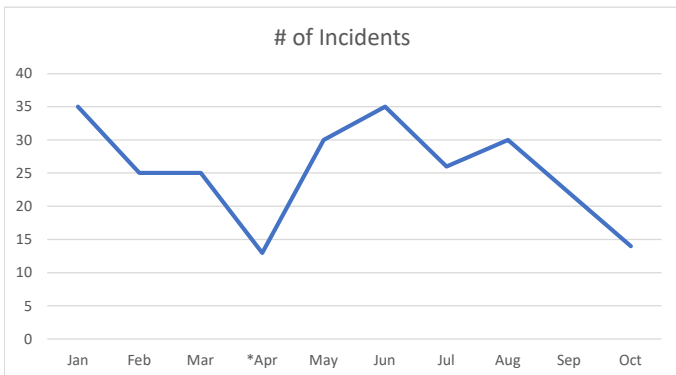


Village Fire Department
 901 Corbindale Rd
 Houston, TX, 77024
 Phone# (713) 468-7941 Fax# (713) 468-5039

October 2023 Summary - Piney Point

Call/Incident Type/Detail	Jan	Feb	Mar	Apr	May	Jun	Jul	Aug	Sep	Oct	Total YTD	Month	# of Incidents	Avg Resp Time
TOTAL	35	25	25	20	38	50	39	39	28	29	328	Jan	35	4:50
Abdominal Pain	0	0	0	0	0	0	0	0	1	0	1	Feb	25	4:21
Allergic Reaction	0	0	0	0	0	0	0	2	0	0	2	Mar	25	4:39
Animal Bite	1	0	0	0	0	0	0	0	0	0	1	*Apr	13	5:59
Assult		0	0	0	0	0	0	0	0	1	1	May	30	5:32
Business Fire	0	0	0	0	0	0	0	0	1	0	1	Jun	35	5:54
Carbon Monoxide Detector No Symptoms	0	1	1	0	0	4	0	5	1	0	12	Jul	26	4:58
Cardiac/Respiratory Arrest	0	1	1	0	0	0	0	1	0	0	3	Aug	30	5:43
Check a Noxious Odor	0	0	0	0	0	0	0	1	0	0	1	Sep	22	4:54
Check for the Smell of Natural Gas	3	0	0	0	0	0	0	1	0	0	4	Oct	14	4:36
Check for the Smell of Smoke	1	1	0	0	0	0	0	0	0	0	2			
Chest Pain	1	1	1	0	0	0	0	0	0	0	3			
Choking	0	0	0	0	0	0	1	0	0	1	2			
Diabetic Emergency	0	0	0	1	1	0	0	1	0	0	3			
Difficulty Breathing	2	0	0	1	1	3	1	2	3	0	13			
Elevator Rescue	0	0	0	0	0	0	0	0	1	0	1			
Fall Victim	4	0	3	0	4	3	3	1	0	1	19			
Fire Alarm Church or School	2	1	1	0	0	3	0	0	2	5	14			
Fire Alarm Residence	9	7	7	10	12	21	19	8	7	6	106			
Gas Leak	1	1	0	0	0	1	0	0	0	0	3			
Grass Fire	0	0	0	0	1	1	0	0	1	0	3			
Heart Problems	0	0	1	0	1	0	2	3	0	0	7			
Hemorrhage/Laceration	1	0	0	0	0	1	1	0	0	1	4			
House Fire	1	0	1	0	0	2	1	0	0	0	5			
Injured Party	0	0	0	0	1	1	0	0	0	0	2			
Medical Alarm	0	0	0	0	0	1	1	0	2	1	5			
Motor Vehicle Collision	3	2	2	1	3	1	2	2	2	3	21			
Object Down in Roadway	0	0	1	0	3	3	1	0	1	1	10			
Overdose/Poisoning	0	1	0	0	1	0	0	1	0	0	3			
Possible D.O.S.	0	0	0	0	1	1	0	0	0	0	2			
Powerlines Down Arcing/Burning	0	0	0	1	0	0	0	0	2	1	4			
Psychiatric Emergency	0	3	1	0	1	1	1	1	0	0	8			
Seizures	1	1	0	1	0	0	1	1	0	0	5			
Service Call Non-emergency	4	3	2	0	0	0	3	4	0	3	19			
Sick Call	0	2	0	3	4	1	0	2	2	2	16			
Stroke	0	0	0	0	0	1	0	1	1	0	3			
Transformer Fire	0	0	1	1	0	0	1	0	0	0	3			
Trash Fire	0	0	1	0	0	0	0	0	0	0	1			
Unconscious Party/Syncope	1	0	0	0	3	1	1	1	1	2	10			
Unknown Medical Emergency	0	0	1	0	1	0	0	1	0	1	4			
Vehicle Fire	0	0	0	1	0	0	0	0	0	0	1			

* Note: Excludes cancelled calls beginning in April.





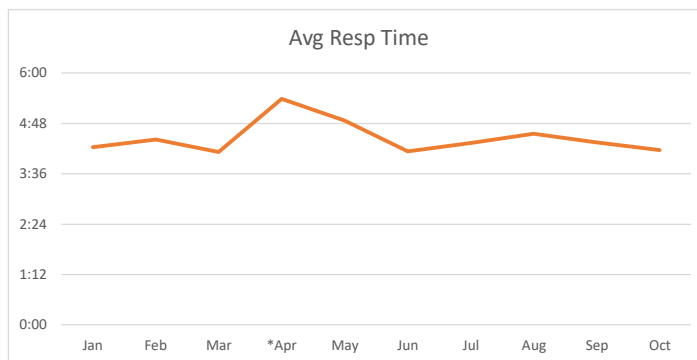
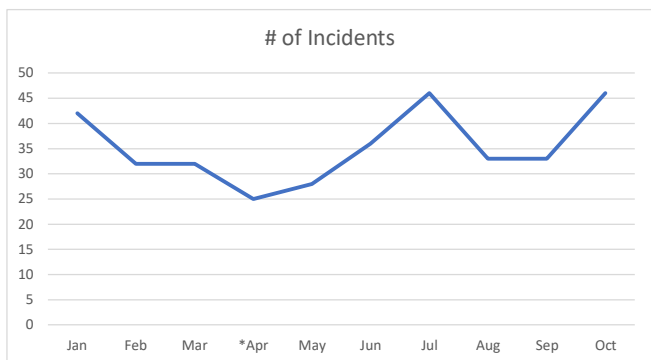
Village Fire Department
 901 Corbindale Rd
 Houston, TX, 77024
 Phone# (713) 468-7941 Fax# (713) 468-5039

October 2023 Summary - Spring Valley

Call/Incident Type/Detail	Jan	Feb	Mar	Apr	May	Jun	Jul	Aug	Sep	Oct	Total YTD
TOTAL	42	32	32	25	30	41	49	37	38	46	372
Adominal Pain	2	0	1	0	0	0	0	0	0	1	4
Allergic Reaction	1	0	0	0	0	0	0	1	0	1	3
Assult	0	0	0	0	0	0	0	1	0	0	1
Back Pain	0	1	1	0	0	0	0	0	1	0	3
Carbon Monoxide Detector No Symptoms	0	0	1	0	1	0	0	0	0	0	2
Cardiac/Respiratory Arrest	0	0	0	0	1	0	0	0	0	0	1
Check a Noxious Odor	0	0	1	0	0	0	0	0	0	0	1
Check for Fire	0	1	1	0	0	0	0	0	0	0	2
Check for the Smell of Natural Gas	1	1	0	1	0	0	0	0	0	2	5
Check for Smell of Smoke		0	0	0	0	0	0	0	0	1	1
Chest Pain	2	5	0	2	1	1	1	1	2	0	15
Child Locked in a Vehicle Engine and AC running	0	1	0	0	0	0	0	0	0	0	1
Difficulty Breathing	2	0	0	0	1	3	3	1	0	0	10
Drowning	0	0	0	0	0	0	1	0	0	0	1
Elevator Rescue	0	0	1	1	1	0	0	0	0	0	3
Fall Victim	0	1	3	1	1	3	2	1	1	4	17
Fire Alarm Business	2	2	0	1	3	2	1	0	3	2	16
Fire Alarm Church or School	2	1	0	0	0	4	0	2	1	1	11
Fire Alarm Residence	6	1	1	0	1	6	6	2	2	3	28
Gas Leak	0	1	1	0	0	1	0	0	0	0	3
HAZMAT Emergency	0	0	0	0	0	0	0	1	0	0	1
Headache - Stroke symptoms not present	0	0	1	0	0	0	0	0	0	0	1
Heart Problems	4	1	2	0	2	1	3	1	0	0	14
Heat/Cold Exposure	0	0	0	0	0	1	0	0	1	0	2
Hemorrhage/Laceration	2	0	0	0	0	1	2	1	0	0	6
House Fire	0	0	0	0	0	0	1	0	0	1	2
Industrial Accident	0	0	0	0	0	0	0	0	0	1	1
Injured Party	0	0	1	1	0	0	2	1	0	0	5
Medical Alarm	1	0	1	1	2	0	1	3	2	1	12
Motor Vehicle Collision	3	3	3	9	9	3	10	7	7	16	70
Motor Vehicle Collision with Entrapment	0	1	0	0	0	0	3	1	1	0	6
Oven/Appliance Fire	0	0	0	0	0	0	0	0	1	0	1
Overdose/Poisoning	0	0	1	0	0	1	0	0	0	0	2
Possible D.O.S.	0	0	0	1	0	0	0	0	0	0	1
Powerlines Down Arcing/Burning	1	0	0	1	2	1	0	2	1	0	8
Pregnancy/ Childbirth	1	0	0	0	0	0	0	0	0	0	1
Psychiatric Emergency	0	0	1	0	0	0	1	1	0	2	5
Seizures	0	2	1	0	1	0	0	1	0	1	6
Service Call Non-emergency	1	0	0	0	0	1	2	1	3	0	8
Sick Call	6	4	6	1	2	6	7	5	4	3	44
Stroke	0	2	1	0	0	3	1	0	1	1	9
Transformer Fire	0	0	0	1	1	1	0	0	0	0	3
Trash Fire	1	0	0	0	0	0	0	0	0	0	1
Traumatic Injury	0	0	1	0	0	0	0	0	0	0	1
Unconscious Party/Syncope	1	3	1	2	1	1	1	2	3	5	20
Unknown Medical Emergency	3	1	0	0	0	1	0	0	1	0	6
Vehicle Fire	0	0	1	2	0	0	1	1	3	0	8

Month	# of Incidents	Avg Resp Time
Jan	42	4:14
Feb	32	4:25
Mar	32	4:07
*Apr	25	5:23
May	28	4:52
Jun	36	4:08
Jul	46	4:20
Aug	33	4:33
Sep	33	4:21
Oct	46	4:10

* Note: Excludes cancelled calls beginning in April.



MAYOR
Jim Pappas

CITY OF HUNTERS CREEK VILLAGE

CITY COUNCIL
Stuart Marks
Fidel Sapien
Linda Knox
Chip Cowell
Jay Carlton



CITY ADMINISTRATOR
Tom Fullen, MPA, CPM

Building Official Monthly Report

Prepared Oct. 3, 2023 for the Oct 24, 2023 meeting.

Mayor and Council,

Please find attached the Building Officials Monthly Report for Sept. 2023.

Thank You,

Henry Rivas
Building Official



**City of Hunters Creek Village
Permit Activity Report (Issued) - 2021**

Month	Building			Electrical		Mech & Plumbing		Total		Valuation
	# Issued	\$ Fees	# New Res	# Issued	\$ Fees	# Issued	\$ Fees	# Issued	\$ Fees	\$
January	29	\$17,846	1	19	\$3,215	24	\$4,495	72	\$25,556	\$3,108,651
February	15	\$24,327	2	9	\$1,410	18	\$2,420	49	\$28,516	\$4,311,997
March	35	\$14,765	0	19	\$2,615	44	\$6,985	98	\$24,365	\$2,394,000
April	26	\$5,970	0	17	\$3,240	20	\$2,675	63	\$11,885	\$1,229,148
May	21	\$14,620	1	23	\$3,585	43	\$6,630	87	\$24,835	\$3,849,073
June	28	\$26,027	2	14	\$2,810	29	\$4,645	71	\$33,482	\$4,930,737
July	26	\$31,787	3	14	\$2,365	21	\$3,485	61	\$37,367	\$4,347,372
August	27	\$16,496	0	23	\$4,265	54	\$7,960	104	\$28,721	\$3,570,864
September	19	\$34,387	2	21	\$4,025	33	\$6,575	73	\$44,987	\$5,535,127
October	23	\$24,797	1	22	\$4,405	30	\$4,895	75	\$34,097	\$4,061,891
November	31	\$38,585	2	36	\$5,625	16	\$3,325	83	\$47,535	\$5,919,766
December	37	\$53,801	5	21	\$3,035	35	\$7,890	93	\$64,726	\$10,576,710
Total	317	\$303,408	19	238	\$40,595	367	\$61,980	929	\$406,072	\$53,835,336

**City of Hunters Creek Village
Permit Activity Report (Issued) - 2022**

Month	Building			Electrical		Mech & Plumbing		Total		Valuation
	# Issued	\$ Fees	# New Res	# Issued	\$ Fees	# Issued	\$ Fees	# Issued	\$ Fees	\$
January	21	\$28,575	2	29	\$5,735	34	\$7,465	84	\$41,775	\$3,260,398
February	32	\$9,165	0	19	\$4,317	46	\$7,160	97	\$20,642	\$1,410,185
March	47	\$54,321	3	26	\$5,041	44	\$8,270	117	\$67,632	\$7,489,496
April	38	\$22,082	1	21	\$4,235	49	\$8,320	108	\$34,627	\$4,190,733
May	36	\$32,072	1	21	\$4,065	49	\$7,125	106	\$43,262	\$5,335,819
June	30	\$46,204	4	30	\$5,430	44	\$7,190	104	\$58,824	\$9,917,597
July	47	\$35,397	3	20	\$4,025	41	\$7,345	108	\$46,507	\$8,192,246
August	28	\$57,515	3	18	\$3,005	46	\$7,345	92	\$67,865	\$10,031,271
September	32	\$63,269	5	27	\$5,350	38	\$7,540	97	\$76,159	\$12,899
October	27	\$5,040	0	18	\$3,400	39	\$8,330	84	\$16,770	\$1,326,733
November	32	\$28,486	1	17	\$3,520	32	\$5,895	81	\$37,901	\$3,984,972
December	16	\$10,104	0	11	\$2,430	30	\$4,665	57	\$17,199	\$2,064
Total	386	\$392,230	23	257	\$50,553	492	\$86,650	1,135	\$529,163	\$55,154,414

**City of Hunters Creek Village
Permit Activity Report (Issued) - 2023**

Month	Building			Electrical		Mech & Plumbing		Total		Valuation
	# Issued	\$ Fees	# New Res	# Issued	\$ Fees	# Issued	\$ Fees	# Issued	\$ Fees	\$
January	22	\$31,336	2	13	\$2,780	35	\$5,495	72	\$39,611	\$6,969,090
February	23	\$29,700	1	14	\$2,520	44	\$7,780	81	\$40,000	\$7,321,012
March	19	\$4,366	0	18	\$3,715	46	\$8,083	83	\$16,164	\$1,575,457
April	26	\$19,632	1	19	\$3,215	29	\$5,560	74	\$28,407	\$6,897,879
May	28	\$8,226	0	15	\$2,630	35	\$7,025	78	\$17,881	\$2,530,920
June	39	\$47,189	3	20	\$4,160	45	\$8,530	102	\$59,879	\$11,302,785
July	30	\$5,141	0	18	\$3,425	37	\$7,430	85	\$15,996	\$1,896,376
August	32	\$36,800	3	17	\$3,700	41	\$8,730	90	\$49,230	\$7,393,723
September	22	\$29,508	1	13	\$1,775	40	\$9,230	75	\$40,513	\$7,338,873
October										
November										
December										
Total	241	\$211,899	11	147	\$27,920	352	\$67,863	740	\$307,682	\$53,226,115

City of Hunters Creek Village Inspection Activity Report - 2022						
	Inspections Performed	Inspections Passed	% Passed	Inspections Failed	% Failed	
Month						
January	184	169	91.8	15	8.2	
February	201	188	93.5	13	6.5	
March	214	197	92.1	17	7.9	
April	247	231	93.5	16	6.5	
May	245	221	90.2	24	9.8	
June	241	207	85.9	34	14.1	
July	218	197	90.4	21	9.6	
August	215	205	95.3	10	4.7	
September	274	256	93.4	18	6.6	
October	210	191	91.0	19	9.0	
November	179	155	86.6	24	13.4	
December	161	141	87.6	20	12.4	
Total	2589	2358	90.9	231	9.1	

City of Hunters Creek Village Inspection Activity Report - 2023						
	Inspections Performed	Inspections Passed	% Passed	Inspections Failed	% Failed	
Month						
January	187	152	81.3%	35	18.7%	
February	174	147	84.5%	27	15.5%	
March	236	226	95.8%	10	4.2%	
April	154	131	85.1%	23	14.9%	
May	175	150	85.7%	25	14.3%	
June	175	154	88.0%	21	12.0%	
July	246	199	80.9%	47	19.1%	
August	250	213	85.2%	37	14.8%	
September	219	192	87.7%	27	12.3%	
October			#DIV/0!		#DIV/0!	
November			#DIV/0!		#DIV/0!	
December			#DIV/0!		#DIV/0!	
			#DIV/0!		#DIV/0!	
Total	1816	1564	86.1%	252	13.9%	

Inspections with Odometer Readings, by Inspector and Vehicle

Oct 2, 2023 5:17 PM
Henry Rivas
City of Hunters Creek Village

Date Range (inclusive): **Fri Sep 01 2023 to Fri Sep 29 2023**
Inspection Department: **Building Permit Inspections**

BBG Consulting, Inc (BBG)							
Odometer	Permit #	Address	Insp Type	Date	Reinsp?	Reinsp Fee?	Correction Notes
Vehicle ID:							
	202100700	517 WELLESLEY DR	M Hood V	9/1/23		No	Pass
	202200641	7607 RIVER POINT DR	Gas Test	9/1/23		No	Pass
	202300305	517 WELLESLEY DR	DW Steel	9/1/23		No	Pass
	202300536	7607 RIVER POINT DR	E Underg	9/1/23		Yes	Disapproved - no call in
	202300536	7607 RIVER POINT DR	TCI	9/1/23		No	Disapproved - no call in
	202300537	7607 RIVER POINT DR	P UnderG	9/1/23		Yes	Disapproved - no call in
	202300537	7607 RIVER POINT DR	P GL & GT	9/1/23		No	Disapproved - no call in
	202300658	5 Long Timbers Trail	F Final	9/1/23		No	Pass
	202300692	10802 Oak Hollow St	E Underg	9/1/23		No	Pass
	202300692	10802 Oak Hollow St	E Rough	9/1/23		No	Pass
	202201149	106 Willowend Dr	E Final	9/5/23		No	Pass
	202300182	412 Lindenwood Drive	P TO/Rough	9/5/23		No	PPass
	202300182	412 Lindenwood Drive	Shower Pan	9/5/23		No	Pass
	202300632	10902 Long Shadow Ln	Insulation	9/5/23		No	Pass

202300633	660 SHARTLE CIR	Gas Test	9/5/23	Y	No	Pass	[Entered 8/31/2023 by BBG]: Disapproved-need gas test
202300633	660 SHARTLE CIR	VCBK	9/5/23	Y	No	Pass	[Entered 8/31/2023 by BBG]:
202300633	660 SHARTLE CIR	P Final	9/5/23	Y	No	Pass	[Entered 8/31/2023 by BBG]: Disapproved-need all other inspections to pass prior
202300700	551 Three Corners Dr	E Underg	9/5/23		No	Pass	
202200641	7607 RIVER POINT DR	P Final	9/6/23		Yes	NC	Disapproved - No water to home. Water heaters are not operational.
202200790	660 SHARTLE CIR	P Final	9/6/23		Yes	NC	Disapproved - Adjust gate to close and latch. Unable to verify door alarms.
202200815	1107 River Glyn Dr	Frame	9/6/23		No	Pass	
202201108	106 Willowend Dr	P Final	9/6/23	Y	No	Pass	[Entered 8/31/2023 by BBG]: Disapproved - no access
202300561	215 VOSS RD	I Trench	9/6/23		No	Pass	
202300561	215 VOSS RD	I Final	9/6/23		No	Pass	
202300649	713 Camelot Lane	Foundation	9/6/23		No	Pass	
202300697	803 Wade Hampton Drive	M Final	9/6/23		Yes	NC	Disapproved - No answer at door
202300703	620 Shartle Circle	E Underg	9/6/23		No	Pass	
202300703	620 Shartle Circle	E Rough	9/6/23		No	Pass	
202201090	10606 Gawain Ln	P Final	9/7/23	Y	No	Pass	[Entered 8/24/2023 by BBG]: Disapproved- Driveway gate swings wrong way. Side gate does not self close and latch. No door alarms installed.
202201100	811 Creek Wood Way	M Hood V	9/7/23		No	Pass	
202300243	10622 Gawain Lane	M Final	9/7/23	Y	No	Pass	[Entered 8/30/2023 by BBG]: Disapproved-Furnace is not started up. Gas is off.
202300674	651 Shartle Circle	M Rough	9/7/23		No	Pass	
202200790	660 SHARTLE CIR	P Final	9/8/23	Y	No	Pass	[Entered 9/6/2023 by BBG]: Disapproved - Adjust gate to close and latch. Unable to verify door alarms.

202300222	820 OAK VALLEY DR	DW Final	9/8/23	No	Pass	
202300439	10420 Memorial Drive	H-Strap	9/8/23	Yes	P Pass	Partial Approval - (Contractor) still has trusses to set in the middle section of home.
202300604	750 Pifer Road	M Final	9/8/23 Y	No	Pass	[Entered 8/17/2023 by BBG]: Disapproved - no access
202300665	628 SHARTLE CIR	E Underg	9/8/23	No	Pass	
202300671	919 Wade Hampton Drive	F Post Hole	9/8/23	No	Pass	
202300710	628 SHARTLE CIR	Gas Test	9/8/23	Yes	NC	Disapproved- No gauge installed for gas test
202300711	721 W Creekside Drive	P Final	9/8/23	No	Pass	
202300713	551 Three Corners Dr	Gas Test	9/8/23	No	Pass	
202201004	335 Voss Rd	P Final	9/11/23 Y	No	Pass	[Entered 8/3/2023 by BBG]: Disapproved - no access; driveway gate locked
202201123	7607 RIVER POINT DR	E Final	9/11/23	No	Pass	
202300340	628 SHARTLE CIR	H-Strap	9/11/23	No	Pass	
202300340	628 SHARTLE CIR	Frame	9/11/23	No	Pass	
202300665	628 SHARTLE CIR	E Rough	9/11/23	No	Pass	
202300684	10803 Beinhorn Rd	FD-Piers	9/11/23	No	Pass	
202300687	651 Shartle Circle	Shower Pan	9/11/23	No	Pass	
202300702	10910 MELODY LN	P Final	9/11/23	No	Pass	
202300705	7607 RIVER POINT DR	I Trench	9/11/23	No	Pass	
202300705	7607 RIVER POINT DR	I Final	9/11/23	No	Pass	
202300715	7607 RIVER POINT DR	Gas Test	9/11/23	No	Pass	
202300003	852 Kuhlman Rd	P Layout	9/12/23	No	Pass	

202300439	10420 Memorial Drive	H-Strap	9/12/23	Y	No	Pass	[Entered 9/8/2023 by BBG]: Partial Approval - (Contractor) still has trusses to set in the middle section of home.
202300536	7607 RIVER POINT DR	E Underg	9/12/23	Y	Yes	NC	Disapproved - not ready; did not call
202300536	7607 RIVER POINT DR	TCI	9/12/23	Y	No	NC	[Entered 9/1/2023 by BBG]: Disapproved - no call in
202300537	7607 RIVER POINT DR	P UnderG	9/12/23	Y	Yes	NC	Disapproved - not ready; did not call
202300537	7607 RIVER POINT DR	P GL & GT	9/12/23	Y	No	NC	[Entered 9/1/2023 by BBG]: Disapproved - no call in
202300569	210 Hedwig Road	F Final	9/12/23		No	Pass	
202300646	651 Shartle Circle	DW Final	9/12/23		No	Pass	
202300662	651 Shartle Circle	Frame	9/12/23		No	NC	Disapproved- No access and no answer or vm @number provided.
202300704	514 Wellesley Drive	P Layout	9/12/23		No	Pass	
202300710	628 SHARTLE CIR	P TO/Rough	9/12/23		No	Pass	
202300710	628 SHARTLE CIR	Gas Test	9/12/23	Y	No	Pass	[Entered 9/8/2023 by BBG]: Disapproved- No gauge installed for gas test
202300719	10914 Bridgewood St	P Layout	9/12/23		No	Pass	
202100154	517 WELLESLEY DR	Gas Test	9/13/23		No	Pass	
202200641	7607 RIVER POINT DR	P Final	9/13/23	Y	Yes	NC	Disapproved - Plumbing checked out but still missing gas meter. No hot water.
							[Entered 9/6/2023 by BBG]:

202300253	10830 ROARING BROOK LN	P Final	9/13/23	No	Pass	Disapproved - No water to home. Water heaters are not operational.
202300253	10830 ROARING BROOK LN	P Rgh/P- T/V/CBK	9/13/23	No	Pass	
202300351	10830 ROARING BROOK LN	DW Final	9/13/23 Y	No	Pass	[Entered 8/31/2023 by BBG]: Disapproved - not ready for final
202300372	825 Saddlewood Ln	E Underg	9/13/23	No	Pass	
202300372	825 Saddlewood Ln	E TCI	9/13/23	No	Pass	
202300443	8315 Hunters Creek Dr	H-Strap	9/13/23	No	Pass	
202300484	1122 Riverbend Drive	P TO/Rough	9/13/23 Y	No	Pass	[Entered 8/8/2023 by BBG]:
202300520	1122 RIVER BEND DR	E Rough	9/13/23 Y	No	Pass	
202300579	620 Shartle Circle	P Deck S	9/13/23	No	Pass	
202300594	521 WELLESLEY DR	E Final	9/13/23	No	Pass	
202300624	521 Wellesley Drive	P Final	9/13/23	No	Pass	
202300688	517 Ripple Creek Dr	FD Steel	9/13/23	No	Pass	
202300697	803 Wade Hampton Drive	M Final	9/13/23 Y	No	Pass	[Entered 9/6/2023 by BBG]: Disapproved - No answer at door
202300707	10907 Pama Cir	P Steel/Piping	9/13/23	No	Pass	
202300724	911 OAK VALLEY DR	M Rough	9/13/23	No	Pass	
202200935	10902 Wickwild St	TCI	9/14/23	No	Pass	
202300642	551 Three Corners Dr	YD Trench	9/14/23	No	Pass	
202300670	6 Pinewood Circle	F Post Hole	9/14/23	No	Pass	
202300716	12 Inwood Oaks Dr	P Final	9/14/23	No	Pass	
202300727	10803 Beinhorn Rd	P UnderG	9/14/23	No	Pass	
202100861	10830 ROARING BROOK LN	P Final	9/15/23	No	Pass	

202200936	10902 Wickwild St	P UnderG	9/15/23	Y	No	Pass	
202200936	10902 Wickwild St	P GL & GT	9/15/23	Y	No	Pass	
202201155	7607 RIVER POINT DR	M Final	9/15/23		No	Pass	
202300292	10830 ROARING BROOK LN	YD Final	9/15/23		No	Pass	
202300342	10814 Oak Hollow St	P Final	9/15/23		No	Pass	
202300696	526 Trails End	FD-Piers	9/15/23		No	Pass	
202300722	911 OAK VALLEY DR	P TO/Rough	9/15/23		No	Pass	
202300730	1122 Riverbend Drive	M Rough	9/15/23		Yes	NC	Disapproved-Connect exhaust vent in utility
202200641	7607 RIVER POINT DR	P Final	9/18/23	Y	No	Pass	[Entered 9/13/2023 by BBG]: Disapproved - Plumbing checked out but still missing gas meter. No hot water.
202300134	203 Fleetway Dr	Shower Pan	9/18/23		Yes	PPass	[Entered 9/6/2023 by BBG]: Disapproved - No water to home. Water heaters are not operational. Partial Approval- 4 Shower pans are OK but master bath shower pan has not been done
202300277	10830 ROARING BROOK LN	E Final	9/18/23		No	Pass	
202300728	889 Country Ln	E Underg	9/18/23		No	Pass	
202200400	10830 ROARING BROOK LN	P Final	9/19/23		Yes	NC	Fail; Door Alarms not installed.
202200574	852 Kuhlman Rd	E TCI	9/19/23		No	Pass	
202300082	911 OAK VALLEY DR	H-Strap	9/19/23		No	Pass	
202300082	911 OAK VALLEY DR	Frame	9/19/23		No	Pass	
202300388	7607 RIVER POINT DR	E Final	9/19/23		No	Pass	
202300449	702 Saddlewood Lane	Gas Test	9/19/23		No	Pass	

202300449	702 Saddlewood Lane	P Sewer	9/19/23	No	Pass	
202300476	1122 Riverbend Drive	Frame	9/19/23 Y	No	Pass	[Entered 8/7/2023 by BBG]:
202300730	1122 Riverbend Drive	M Rough	9/19/23 Y	No	Pass	[Entered 9/15/2023 by BBG]: Disapproved-Connect exhaust vent in utility
202200935	10902 Wickwild St	E Final	9/20/23	No	Pass	
202200936	10902 Wickwild St	P Final	9/20/23	No	Pass	
202201148	10611 TWELVE OAKS DR	P Layout	9/20/23	No	Pass	
202300141	551 Three Corners Dr	M Hood V	9/20/23	No	Pass	
202300141	551 Three Corners Dr	M Final	9/20/23	No	Pass	
202300237	10610 N Evers Park Drive	E Underg	9/20/23	No	Pass	
202300698	510 LINDENWOOD DR	F Post Hole	9/20/23	No	Pass	
202300715	7607 RIVER POINT DR	P Final	9/20/23	No	Pass	
202300715	7607 RIVER POINT DR	VCBK	9/20/23	No	Pass	
202300719	10914 Bridgewood St	P Steel/Piping	9/20/23	No	Pass	
202300737	526 Trails End	ET-Pole	9/20/23	No	Pass	
202201147	8327 Hunters Creek Dr	E Underg	9/21/23	No	Pass	
202201147	8327 Hunters Creek Dr	E TCI	9/21/23	No	Pass	
202300168	811 Country Ln	E Final	9/21/23	No	Pass	
202300291	203 Fleetway Dr	E Underg	9/21/23	No	Pass	
202300303	811 Country Ln	E Final	9/21/23	No	Pass	
202300321	728 KUHLMAN RD	E Final	9/21/23	Yes	NC	Disapproved- no access
202300510	674 SHARTLE CIR	E Underg	9/21/23	No	Pass	

202300664	4 SADDLE CRK	P Final	9/21/23	Yes	NC	Disapproved-Pumps must be operational
202300696	526 Trails End	Foundation	9/21/23	No	Pass	
202300736	10914 Bridgewood St	FD Steel	9/21/23	No	Pass	
202300736	10914 Bridgewood St	E Underg	9/21/23	No	Pass	
202300739	526 Trails End	P UnderG	9/21/23	No	Pass	
202300742	10914 Bridgewood St	P UnderG	9/21/23	No	Pass	
202300742	10914 Bridgewood St	P GL & GT	9/21/23	No	Pass	
202300744	10911 Pama Circle	Gas Test	9/21/23	No	Pass	
202201046	7607 RIVER POINT DR	P Final	9/22/23	No	Pass	
202300476	1122 Riverbend Drive	Insulation	9/22/23	No	Pass	
202300543	10721 SHALLOWBROOK LN	Foundation	9/22/23	No	Pass	
202300557	10622 Gawain Lane	DW Final	9/22/23	No	Pass	
202300669	10618 Gawain Ln	YD Final	9/22/23	No	PPass	Partial approval-Drainage installed under driveways
202300731	10606 Gawain Ln	P UnderG	9/22/23	No	Pass	
202300731	10606 Gawain Ln	P GL & GT	9/22/23	No	Pass	
202300738	660 SHARTLE CIR	I Trench	9/22/23	No	Pass	
202300741	889 Country Ln	Gas Test	9/22/23	No	Pass	
202300749	806 KUHLMAN RD	ET-Pole	9/22/23	No	Pass	
202200955	820 OAK VALLEY DR	Gas Test	9/25/23	No	Pass	
202200985	10721 SHALLOWBROOK LN	M Hood V	9/25/23	No	Pass	
202300082	911 OAK VALLEY DR	Insulation	9/25/23	No	Pass	

202300321	728 KUHLMAN RD	E Final	9/25/23	Y	No	Pass	[Entered 9/21/2023 by BBG]: Disapproved- no access
202300698	510 LINDENWOOD DR	F Final	9/25/23		No	Pass	
202300743	10911 Pama Circle	E Underg	9/25/23		No	Pass	
202300743	10911 Pama Circle	E Rough	9/25/23		No	Pass	
202300759	551 Three Corners Dr	DW Steel	9/25/23		No	Pass	
202200649	215 Bryn Mawr Circle	Frame	9/26/23		No	Pass	
202201099	11 River Cir	Frame	9/26/23		No	Pass	
202300099	11002 Landon Lane	E Underg	9/26/23		No	Pass	
202300144	811 Country Ln	P Final	9/26/23		No	Pass	
202300239	514 Wellesley Drive	E TCI	9/26/23		No	Pass	
202300484	1122 Riverbend Drive	Shower Pan	9/26/23		No	Pass	
202300696	526 Trails End	Foundation	9/26/23	Y	No	Pass	Partial Approval- Partial for foundation wall at sunken room
202300704	514 Wellesley Drive	P Steel/Piping	9/26/23		No	Pass	
202300738	660 SHARTLE CIR	I Final	9/26/23		Yes	NC	Disapproved- No test report for backflow device
202300757	10914 Bridgewood St	Gas Test	9/26/23		No	Pass	
202300765	702 Camelot Lane	P Layout	9/26/23		No	Pass	
202200962	10721 SHALLOWBROOK LN	E Final	9/27/23		No	Pass	
202201099	11 River Cir	Insulation	9/27/23		No	Pass	
202201148	10611 TWELVE OAKS DR	P Steel/Piping	9/27/23		No	Pass	
202300405	10610 N Evers Park Drive	M Rough	9/27/23		No	Pass	
202300734	206 Caruthers Ln	P UnderG	9/27/23		No	Pass	
202300755	635 Shartle Circle	P Final	9/27/23		No	Pass	

202300761	10914 Bridgewood St	E Underg	9/27/23	No	Pass	
202300240	811 Country Ln	M Hood V	9/28/23	No	Pass	
202300240	811 Country Ln	M Final	9/28/23	No	Pass	
202300684	10803 Beinhorn Rd	Foundation	9/28/23	No	Pass	
202300729	601 Wellesley Dr	I Trench	9/28/23	No	Pass	
202300729	601 Wellesley Dr	I Final	9/28/23	Yes	NC	Disapproved- No backflow Report.
202300762	10907 Pama Cir	E Underg	9/28/23	No	Pass	
202300136	811 Country Ln	Bld-Final	9/29/23	No	Pass	
202300408	627 Hunters Grove Lane	F Final	9/29/23	No	Pass	
202300449	702 Saddlewood Lane	P TO/Rough	9/29/23	No	Pass	
202300649	713 Camelot Lane	H-Strap	9/29/23	No	Pass	
202300686	10902 Long Shadow Ln	E Final	9/29/23	Yes	NC	Disapproved- Beth outlet requires only one GFI. Presently there are two GFIs on one circuit.
202300774	318 Timberwilde Lane	P Final	9/29/23	Yes	NC	Disapproved- Disconnect, gas line at Main and remove meter. Clay Chew TSBPE I-3068

Inspections	Begin Odometer	End Odometer	Miles	Avg Miles per Inspection
183			0	0.0

Henry Rivas (henry)

Odometer Permit # Address Insp Type Date Reinsp? Reinsp Result Fee? Correction Notes

Vehicle ID:

202300632	10902 Long Shadow Ln	Frame	9/1/23	No	Pass	
202300650	8327 Hunters Creek Drive	DW Steel	9/1/23	No	Pass	
202300701	1108 River Glyn	P UnderG	9/1/23	No	Pass	
202300701	1108 River Glyn	P TO/Rough	9/1/23	No	NC	Fail; 1. Test all DMV Piping

									2. Lavatory is not vented as required by plumbing code.
202300218	1005 River Bend	H-Strap	9/6/23	No	NC	Fail; missing straps			
202300218	1005 River Bend	Frame	9/6/23	No	NC	FAIL; Not ready			
202300691	10606 Gawain Ln	TCI	9/6/23	No	NC				
202300707	10907 Pama Cir	P Layout	9/6/23	No	Pass				
202300554	10840 Beinhorn Road	Bld-Final	9/7/23	No	Pass				
202300695	10911 Pama Circle	P Steel/Piping	9/7/23	No	Pass				
202100710	843 Country Ln	Bld-Final	9/8/23	No	NC	FAIL; 1. Shower enclosures shall have safety glazing identification labels on each panel. 2. Must provide detailed letter frm professional engineer addressing the brick lintels used on the house. 3. Approved Drairage plan indicates 18" R.C.P. the contractor installed 24" corrigated drain pipe. The ditch must have positive flow. 4. Finish facade work on left side of house. [Entered 7/25/2023 by henry]: Fail; 1. Remove Tpole 2. Landscape requirements to be met. [minimum 7 trees with minimum 3 in front [only have 4 trees in front.] 3. Finish grading left side 4. Missing permanent address 5. Seal brick wall penetrations right side. 6. Shower enclosure in guest room does not have permenant etching. 7. Complete catwalk to attic equipment 8. provide a light for the attic equipment in loft area 9. Missing return air filters			

									10. missing storage landing 11. Missing ceiling cover left side over AC condenser. 12. Secure open wires on left side of house 13. Missing louvers on left side of house and front porch 14. Missing brick lintels over openings greater than 2ft in width.
	202200815	1107 River Glyn Dr	Insulation	9/8/23		No	Pass		
	202300669	10618 Gawain Ln	YD Trench	9/8/23		No	PPass	Partial	
	202100839	215 VOSS RD	Bld-Final	9/11/23	Y	No	NC	Fail;	1. Remove all debris and left of construction material from the property 2. Missing splash guards on the right side. [Entered 7/21/2023 by henry]: Fail; 1. Handrails shall be provided on not less than one side of each flight of stairs with four or more risers. [Entered 7/19/2023 by henry]: Fail; 1. Missing all guard and handrails on stairs at front entry garage and outside balcony. 2. Provide the city with the revised plan for the interior stairs and upstairs guard rails. 3. Insulate and strap plumbing vent pipes in storage room and under floor framing ground level. 4. Floor Trusses shall be protected from decay. 5. Seveeral downspouts were not compelted or connected to the drainage system. 6. Finish final grade and remove all

202100891	601 Wellesley Dr	Bld-Final	9/12/23	Y	No	NC	<p>debris. 7. Missing permanent address.</p> <p>FAIL; 1. Provide the correct number of trees with correct caliper. Minimum 7 trees with minimum 3 in front. Must be minimum 6 caliper.</p> <p>[Entered 6/27/2023 by henry]: Fail; corrections not made from 06/26 inspection.</p> <p>[Entered 6/27/2023 by henry]: Fail; 1. Yard Grading completed. 2. Roof Covering is not completed 3. Missing roof drains and downspouts 4. Missing address identification; shall be legible and visible from the street 5. Glazing in doors and glazing adjacent to doors shall be provided with an acid etched, sandblasted ceramic fired laser etched embossed. 6. The swimming pool safety barriers shall be installed and completed. 7. Must have minimum 7 trees with minimum 3 trees in front. Trees must be minimum 6 inch caliper.</p>
202300662	651 Shartle Circle	Frame	9/12/23	Y	No	Pass	<p>[Entered 9/12/2023 by BBG]: Disapproved- No access and no answer or vm @number provided.</p>
202200233	10606 Gawain Ln	Bld-Final	9/13/23	Y	No	Pass	
202300669	10618 Gawain Ln	YD Trench	9/13/23	Y	No	Pass	
202201114	10622 Gawain Lane	Bld-Final	9/15/23		No	NC	<p>1. Seal brick joints and paint lentils for corrosion control 2. Clean soil off of rear driveway 3. Provide pool alarms on all openings leading to pool area 4. Seal all exterior wall penetrations</p>

										5. Provide minimum 2 inch clearance on furnace flues from all combustibles 6. Finish final grading on left side of house 7. Handrail grips size maximum of 2 and 1/4. [shows 2 and 5/8 now]
202300218	1005 River Bend	H-Strap	9/15/23	Y	No	Pass	[Entered 9/6/2023 by henry]: Fail; missing straps			
202300218	1005 River Bend	Frame	9/15/23	Y	No	Pass	[Entered 9/6/2023 by henry]: FAIL; Not ready			
202300654	1005 River Bend Drive	M Rough	9/15/23		No	Pass				
202300669	10618 Gawain Ln	YD Trench	9/15/23	Y	No	Pass				
202300725	10726 Marsha Lane	M Rough	9/15/23		No	Pass				
202100817	10830 ROARING BROOK LN	Bld-Final	9/19/23		No	NC	Fail; 1. Missing pool alarms on all doors leading to pool area 2. Gas is not on.			
202100861	10830 ROARING BROOK LN	Gas Test	9/19/23		No	Pass				
202100891	601 Wellesley Dr	Bld-Final	9/19/23	Y	No	Pass	[Entered 9/12/2023 by henry]: FAIL; 1. Provide the correct number of trees with correct caliper. Minimum 7 trees with minimum 3 in front. Must be minimum 6 caliper. [Entered 6/27/2023 by henry]: Fail; corrections not made from 06/26 inspection. [Entered 6/27/2023 by henry]: Fail; 1. Yard Grading completed. 2. Roof Covering is not completed 3. Missing roof drains and downspouts 4. Missing address identification; shall be legible and visible from the street 5. Glazing in doors and glazing adjacent to doors shall be provided with an acid			

										etched, sandblasted ceramic fired laser etched embossed. 6. The swimming pool safety barriers shall be installed and completed. 7. Must have minimum 7 trees with minimum 3 trees in front. Trees must be minimum 6 inch caliper.
	202201114	10622	Gawain Lane	Bld-Final	9/20/23	Y		No	Pass	
	202200627	7607	RIVER POINT DR	Bld-Final	9/21/23			No	NC	Fail; 1. Trees in front less than 6 inches 2. Missing pool alarms on doors leading to pool area 3. Clean site and street
	202300152	7607	RIVER POINT DR	YD Final	9/21/23			No	Pass	
	202300305	517	WELLESLEY DR	DW Steel	9/21/23	Y		No	Pass	
	202200627	7607	RIVER POINT DR	Bld-Final	9/26/23	Y		No	Ppass	Pending decision on tree caliper size. [Entered 9/21/2023 by henry]: Fail; 1. Trees in front less than 6 inches 2. Missing pool alarms on doors leading to pool area 3. Clean site and street
	202300025	728	KUHLMAN RD	Bld-Final	9/26/23			No	NC	Fail; 1. Paint lintels. 2. Missing weep holes on store wall. 3. Final grading incomplete.
	202200627	7607	RIVER POINT DR	Bld-Final	9/27/23	Y		No	Pass	[Entered 9/26/2023 by henry]: Pending decision on tree caliper size. [Entered 9/21/2023 by henry]: Fail; 1. Trees in front less than 6 inches 2. Missing pool alarms on doors leading to pool area 3. Clean site and street

202300756	1005 River Bend Drive	E Rough	9/27/23	No	Pass
202300339	811 Country Lane	P Final	9/29/23	No	Pass
Inspections	Begin Odometer	End Odometer	Miles	Avg Miles per Inspection	
36			0	0.0	

Copyright © 2023 CityView. All rights reserved. BuildingDepartment.com and BluePrince are trademarks of Harris Computer.

MAYOR
Jim Pappas

CITY OF HUNTERS CREEK VILLAGE

CITY COUNCIL
Stuart Marks
Fidel Sapien
Linda Knox
Chip Cowell
Jay Carlton



CITY ADMINISTRATOR
Tom Fullen, MPA, CPM

Building Official Monthly Report

Prepared Dec 1, 2023 for the Dec 5, 2023 meeting.

Mayor and Council,

Please find attached the Building Officials Monthly Report for Nov. 2023.

Thank You,

Henry Rivas
Building Official



**City of Hunters Creek Village
Permit Activity Report (Issued) - 2021**

Month	Building			Electrical		Mech & Plumbing		Total		Valuation
	# Issued	\$ Fees	# New Res	# Issued	\$ Fees	# Issued	\$ Fees	# Issued	\$ Fees	\$
January	29	\$17,846	1	19	\$3,215	24	\$4,495	72	\$25,556	\$3,108,651
February	15	\$24,327	2	9	\$1,410	18	\$2,420	49	\$28,516	\$4,311,997
March	35	\$14,765	0	19	\$2,615	44	\$6,985	98	\$24,365	\$2,394,000
April	26	\$5,970	0	17	\$3,240	20	\$2,675	63	\$11,885	\$1,229,148
May	21	\$14,620	1	23	\$3,585	43	\$6,630	87	\$24,835	\$3,849,073
June	28	\$26,027	2	14	\$2,810	29	\$4,645	71	\$33,482	\$4,930,737
July	26	\$31,787	3	14	\$2,365	21	\$3,485	61	\$37,367	\$4,347,372
August	27	\$16,496	0	23	\$4,265	54	\$7,960	104	\$28,721	\$3,570,864
September	19	\$34,387	2	21	\$4,025	33	\$6,575	73	\$44,987	\$5,535,127
October	23	\$24,797	1	22	\$4,405	30	\$4,895	75	\$34,097	\$4,061,891
November	31	\$38,585	2	36	\$5,625	16	\$3,325	83	\$47,535	\$5,919,766
December	37	\$53,801	5	21	\$3,035	35	\$7,890	93	\$64,726	\$10,576,710
Total	317	\$303,408	19	238	\$40,595	367	\$61,980	929	\$406,072	\$53,835,336

**City of Hunters Creek Village
Permit Activity Report (Issued) - 2022**

Month	Building			Electrical		Mech & Plumbing		Total		Valuation
	# Issued	\$ Fees	# New Res	# Issued	\$ Fees	# Issued	\$ Fees	# Issued	\$ Fees	\$
January	21	\$28,575	2	29	\$5,735	34	\$7,465	84	\$41,775	\$3,260,398
February	32	\$9,165	0	19	\$4,317	46	\$7,160	97	\$20,642	\$1,410,185
March	47	\$54,321	3	26	\$5,041	44	\$8,270	117	\$67,632	\$7,489,496
April	38	\$22,082	1	21	\$4,235	49	\$8,320	108	\$34,627	\$4,190,733
May	36	\$32,072	1	21	\$4,065	49	\$7,125	106	\$43,262	\$5,335,819
June	30	\$46,204	4	30	\$5,430	44	\$7,190	104	\$58,824	\$9,917,597
July	47	\$35,397	3	20	\$4,025	41	\$7,345	108	\$46,507	\$8,192,246
August	28	\$57,515	3	18	\$3,005	46	\$7,345	92	\$67,865	\$10,031,271
September	32	\$63,269	5	27	\$5,350	38	\$7,540	97	\$76,159	\$12,899
October	27	\$5,040	0	18	\$3,400	39	\$8,330	84	\$16,770	\$1,326,733
November	32	\$28,486	1	17	\$3,520	32	\$5,895	81	\$37,901	\$3,984,972
December	16	\$10,104	0	11	\$2,430	30	\$4,665	57	\$17,199	\$2,064
Total	386	\$392,230	23	257	\$50,553	492	\$86,650	1,135	\$529,163	\$55,154,414

**City of Hunters Creek Village
Permit Activity Report (Issued) - 2023**

Month	Building			Electrical		Mech & Plumbing		Total		Valuation
	# Issued	\$ Fees	# New Res	# Issued	\$ Fees	# Issued	\$ Fees	# Issued	\$ Fees	\$
January	22	\$31,336	2	13	\$2,780	35	\$5,495	72	\$39,611	\$6,969,090
February	23	\$29,700	1	14	\$2,520	44	\$7,780	81	\$40,000	\$7,321,012
March	19	\$4,366	0	18	\$3,715	46	\$8,083	83	\$16,164	\$1,575,457
April	26	\$19,632	1	19	\$3,215	29	\$5,560	74	\$28,407	\$6,897,879
May	28	\$8,226	0	15	\$2,630	35	\$7,025	78	\$17,881	\$2,530,920
June	39	\$47,189	3	20	\$4,160	45	\$8,530	102	\$59,879	\$11,302,785
July	30	\$5,141	0	18	\$3,425	37	\$7,430	85	\$15,996	\$1,896,376
August	32	\$36,800	3	17	\$3,700	41	\$8,730	90	\$49,230	\$7,393,723
September	22	\$29,508	1	13	\$1,775	40	\$9,230	75	\$40,513	\$7,338,873
October	29	\$12,670	1	23	\$4,410	68	\$9,525	120	\$26,605	\$5,504,250
November	17	\$25,075	4	9	\$1,250	32	\$5,645	58	\$31,970	\$6,358,537
December										
Total	287	\$249,644	16	179	\$33,580	452	\$83,033	918	\$366,257	\$65,088,902

City of Hunters Creek Village Inspection Activity Report - 2022						
	Inspections Performed	Inspections Passed	% Passed	Inspections Failed	% Failed	
Month						
January	184	169	91.8	15	8.2	
February	201	188	93.5	13	6.5	
March	214	197	92.1	17	7.9	
April	247	231	93.5	16	6.5	
May	245	221	90.2	24	9.8	
June	241	207	85.9	34	14.1	
July	218	197	90.4	21	9.6	
August	215	205	95.3	10	4.7	
September	274	256	93.4	18	6.6	
October	210	191	91.0	19	9.0	
November	179	155	86.6	24	13.4	
December	161	141	87.6	20	12.4	
Total	2589	2358	90.9	231	9.1	

City of Hunters Creek Village Inspection Activity Report - 2023						
	Inspections Performed	Inspections Passed	% Passed	Inspections Failed	% Failed	
Month						
January	187	152	81.3%	35	18.7%	
February	174	147	84.5%	27	15.5%	
March	236	226	95.8%	10	4.2%	
April	154	131	85.1%	23	14.9%	
May	175	150	85.7%	25	14.3%	
June	175	154	88.0%	21	12.0%	
July	246	199	80.9%	47	19.1%	
August	250	213	85.2%	37	14.8%	
September	219	192	87.7%	27	12.3%	
October	178	150	84.3%	28	15.7%	
November	152	132	86.8%	20	13.2%	
December			#DIV/0!		#DIV/0!	
			#DIV/0!		#DIV/0!	
Total	2146	1846	86.0%	300	14.0%	

Inspections with Odometer Readings, by Inspector and Vehicle

Dec 1, 2023 10:03 AM
Henry Rivas
City of Hunters Creek Village

Date Range (inclusive): **Wed Nov 01 2023 to Thu Nov 30 2023**
Inspection Department: **Building Permit Inspections**

BBG Consulting, Inc (BBG)								
Odometer	Permit #	Address	Insp Type	Date	Reinsp?	Reinsp Fee?	Result	Correction Notes
Vehicle ID:								
	202200868	844 KUHLMAN RD	Insulation	11/1/23		Yes	NC	Disapproved- Remove all foam insulation in contact with metal fireplace flues
	202300347	702 Saddlewood Lane	E Rough	11/1/23		No	Pass	
	202300835	10915 Walwick Drive	FD Steel	11/1/23		No	Pass	
	202300835	10915 Walwick Drive	E Underg	11/1/23		No	Pass	
	202300849	2 Long Timbers Trail	P Final	11/1/23		No	Pass	
	202200487	702 Camelot Lane	Bld-Final	11/2/23		No	Pass	
	202300440	10420 Memorial Drive	YD Trench	11/2/23		Yes	NC	Failed - Not ready - Drainage pipe, not grouted in to catch basins PL#3068
	202300838	734 E CREEKSIDE DR	Gas Test	11/2/23		Yes	NC	Failed Gas Test - Not ready - No gauge for gas test
	202300838	734 E CREEKSIDE DR	VCBK	11/2/23		No	Pass	Approved Vacuum Breaker pool PL#3068
	202300844	702 Camelot Lane	Gas Test	11/2/23		Yes	NC	Failed - Not ready - Gas line incomplete and no gauge

	202300845	702 Camelot Lane	YD Final	11/2/23		No	Pass	
	202300877	10915 Walwick Drive	P UnderG	11/2/23		No	Pass	
	202300877	10915 Walwick Drive	P GL & GT	11/2/23		No	Pass	
	202300878	879 Country Ln	E Underg	11/2/23		No	Pass	
	202200868	844 KUHLMAN RD	Insulation	11/2/23	Y	No	Pass	[Entered 11/1/2023 by BBG]: Disapproved- Remove all foam insulation in contact with metal fireplace flues
	202200291	10802 Oak Hollow St	E Final	11/3/23		No	Pass	
	202200923	10618 Gawain Ln	Gas Test	11/3/23		No	Pass	
	202300266	714 HUNTERS GROVE LN	H-Strap	11/3/23		No	Pass	
	202300734	206 Caruthers Ln	P Final	11/3/23		No	Pass	
	202300865	824 SADDLEWOOD LN	P TO/Rough	11/3/23		No	Pass	
	202300876	8423 Hunters Creek Dr	P UnderG	11/3/23		No	Pass	
	202300876	8423 Hunters Creek Dr	P Sewer	11/3/23		No	Pass	
	202300440	10420 Memorial Drive	YD Trench	11/3/23	Y	No	Pass	[Entered 11/2/2023 by BBG]: Failed - Not ready - Drainage pipe, not grouted in to catch basins PL#3068
	202300602	1 Smithdale Ct	P Final	11/6/23		No	Pass	
	202300835	10915 Walwick Drive	TCI	11/6/23		Yes	Pass	
	202300862	1000 River Bend Drive	E Underg	11/6/23		No	Pass	
	202300863	1000 River Bend Drive	P UnderG	11/6/23		No	Pass	
	202300873	10914 WALWICK DR	E TCI	11/6/23		No	Pass	

	202300844	702 Camelot Lane	Gas Test	11/6/23	Y	No	Pass	[Entered 11/2/2023 by BBG]: Failed - Not ready - Gas line incomplete and no gauge
	202300838	734 E CREEKSIDE DR	Gas Test	11/6/23	Y	Yes	NC	Failed - Gas line not holding pressure [Entered 11/2/2023 by BBG]: Failed Gas Test - Not ready - No gauge for gas test
	202300765	702 Camelot Lane	P Deck S	11/6/23		No	Pass	
	202300773	630 Shartle Circle	H-Strap	11/7/23		No	Pass	
	202300851	824 SADDLEWOOD LN	Frame	11/7/23		No	Pass	
	202300851	824 SADDLEWOOD LN	Insulation	11/7/23		No	Pass	
	202300852	734 E CREEKSIDE DR	E Underg	11/7/23		No	Pass	
	202300852	734 E CREEKSIDE DR	E Rough	11/7/23		No	Pass	
	202300862	1000 River Bend Drive	FD Steel	11/7/23		No	Pass	
	202300868	824 SADDLEWOOD LN	E Rough	11/7/23		No	Pass	
	202300883	10611 Twelve Oaks Drive	Gas Test	11/7/23		No	Pass	
	202300884	3 Pine Grove Circle	M Final	11/7/23		No	Pass	
	202200955	820 OAK VALLEY DR	P Final	11/8/23		No	Pass	
	202300054	702 Saddlewood Lane	Frame	11/8/23		No	Pass	
	202300590	628 SHARTLE CIR	E Final	11/8/23		No	Pass	

	202300644	810 Saddlewood Lane	P Final	11/8/23		No	NC	Disapproved-Not home
	202300836	10618 Gawain Ln	I Trench	11/8/23		No	Pass	
	202300839	610 Saddlewood Lane	FD Steel	11/8/23		Yes	NC	Disapproved-Forms not set, and no permit posted
	202300886	10611 Twelve Oaks Drive	E Underg	11/8/23		No	Pass	
	202200985	10721 SHALLOWBROOK LN	M Final	11/9/23		No	Pass	
	202300560	10420 Memorial Drive	E Underg	11/9/23		No	Pass	
	202300745	806 KUHLMAN RD	FD-Piers	11/9/23		Yes	PPass	Servants House Only.
	202300809	10721 SHALLOWBROOK LN	YD Trench	11/9/23		No	Pass	
	202300887	10420 Memorial Drive	M Rough	11/9/23		No	Pass	
	202300449	702 Saddlewood Lane	Shower Pan	11/10/23		No	Pass	
	202300853	6 Hedwig Shadows	Re-Roof	11/10/23		No	Pass	
	202300897	517 Ripple Creek Dr	P Final	11/10/23		No	Pass	
	202300839	610 Saddlewood Lane	FD Steel	11/10/23	Y	No	Pass	[Entered 11/8/2023 by BBG]: Disapproved-Forms not set, and no permit posted
	202100563	517 WELLESLEY DR	E Final	11/14/23		No	Pass	
	202100700	517 WELLESLEY DR	M Final	11/14/23		No	Pass	
	202300674	651 Shartle Circle	M Final	11/14/23		No	Pass	
	202300687	651 Shartle Circle	P Final	11/14/23		No	Pass	
	202300867	10926 Walwick Drive	P UnderG	11/14/23		No	Pass	
	202300867	10926 Walwick Drive	Gas Test	11/14/23		No	Pass	
	202300867	10926 Walwick Drive	P TO/Rough	11/14/23		No	Pass	

202300877	10915 Walwick Drive	P Final	11/14/23		No	Pass	
202300429	10622 N EVERS PARK DR	M Hood V	11/15/23		No	Pass	
202300429	10622 N EVERS PARK DR	M Final	11/15/23		No	Pass	
202300631	1 Smithdale Ct	M Final	11/15/23		No	Pass	
202300800	203 Fleetway Dr	P Sewer	11/15/23		No	Pass	
202300890	726 Camelot Lane	I Trench	11/15/23		No	Pass	
202300745	806 KUHLMAN RD	FD-Piers	11/15/23	Y	No	Pass	[Entered 11/9/2023 by BBG]: Servants House Only.
201900352	10841 BEINHORN RD	Bld-Final	11/16/23		No	Pass	
202200403	671 SHARTLE CIR	P Final	11/16/23		No	Pass	
202200432	671 SHARTLE CIR	E Final	11/16/23		No	Pass	
202200637	720 Kuhlman Rd	Gas Test	11/16/23		No	Pass	
202200823	671 SHARTLE CIR	M Final	11/16/23		No	Pass	
202300662	651 Shartle Circle	Bld-Final	11/16/23		No	Pass	
202300683	651 Shartle Circle	E Final	11/16/23		No	Pass	
202300769	10810 Oak Hollow St	TCI	11/16/23		No	Pass	
202300900	601 Pifer Road	Shower Pan	11/16/23		No	Pass	
202300846	510 LINDENWOOD DR	FD Steel	11/16/23		No	Pass	
202300516	8315 Hunters Creek Dr	E Rough	11/17/23		No	Pass	
202300580	628 SHARTLE CIR	P Final	11/17/23		No	Pass	
202300580	628 SHARTLE CIR	VCBK	11/17/23		No	Pass	
202300593	4 SADDLE CRK	E Final	11/17/23		No	Pass	
202300794	10810 Oak Hollow St	P UnderG	11/17/23		No	Pass	
202300794	10810 Oak Hollow St	P GL & GT	11/17/23		No	Pass	
202300890	726 Camelot Lane	I Final	11/17/23		No	Pass	
202300902	514 Wellesley Drive	E Underg	11/17/23		No	Pass	

	202300902	514 Wellesley Drive	E Rough	11/17/23		No	Pass	
	202300908	10911 Pama Circle	YD Trench	11/17/23		No	Pass	
	202300909	10622 TARLETON DR	Gas Test	11/17/23		No	Pass	
	202300086	820 OAK VALLEY DR	E Final	11/20/23		No	Pass	
	202300443	8315 Hunters Creek Dr	Frame	11/20/23		No	Pass	
	202300781	10721 SHALLOWBROOK LN	DW Steel	11/20/23		Yes	PPass	Partial; Right Side
	202300827	11015 Hedwig Green St	Bld-Final	11/20/23		No	Pass	
	202300880	806 KUHLMAN RD	P UnderG	11/20/23		No	Pass	
	202300880	806 KUHLMAN RD	P Sewer	11/20/23		No	Pass	
	202300892	1014 River Glyn Drive	M Rough	11/20/23		No	Pass	
	202300913	1014 River Glyn Drive	P TO/Rough	11/20/23		No	Pass	
	202201092	844 KUHLMAN RD	Shower Pan	11/21/23		No	Pass	
	202300380	10622 N EVERS PARK DR	E Final	11/21/23		No	Pass	
	202300730	1122 Riverbend Drive	M Hood V	11/21/23		No	Pass	
	202300835	10915 Walwick Drive	E Final	11/21/23		No	Pass	
	202300916	713 Camelot Lane	M Rough	11/21/23		Yes	NC	Disapproved - No gate code provided and provided numbers did not know either.
	202100154	517 WELLESLEY DR	P Final	11/22/23		No	Pass	
	202300385	10622 N EVERS PARK DR	P Final	11/22/23		No	Pass	
	202300645	1 Inwood Oaks Dr	FD-Piers	11/22/23		No	Pass	
	202300684	10803 Beinhorn Rd	H-Strap	11/22/23		No	Pass	
	202300745	806 KUHLMAN RD	Foundation	11/22/23		Yes	PPass	Guest House Only
	202300825	635 Shartle Circle	Demo F	11/22/23		No	Pass	

202300905	10803 Briar Branch Ln	M Final	11/22/23		No	Pass	
202300911	701 Creekside Lane	P UnderG	11/22/23		No	Pass	
202300911	701 Creekside Lane	P GL & GT	11/22/23		No	Pass	
202300781	10721 SHALLOWBROOK LN	DW Steel	11/22/23	Y	No	Pass	[Entered 11/20/2023 by BBG]: Partial; Right Side
202300916	713 Camelot Lane	M Rough	11/22/23	Y	No	Pass	[Entered 11/21/2023 by BBG]: Disapproved - No gate code provided and provided numbers did not know either.
202300192	628 SHARTLE CIR	P Final	11/27/23		No	Pass	
202300320	628 SHARTLE CIR	YD Final	11/27/23		No	Pass	
202300430	844 KUHLMAN RD	M Hood V	11/27/23		Yes	NC	Disapproved - not installed
202300622	10721 SHALLOWBROOK LN	FD Steel	11/27/23		No	Pass	
202300921	551 Three Corners Dr	F Post Hole	11/27/23		No	Pass	
202300426	671 SHARTLE CIR	F Final	11/28/23		No	Pass	
202300779	514 Wellesley Drive	DW Steel	11/28/23		Yes	PPass	Partial Driveway
202300893	630 Shartle Circle	P UnderG	11/28/23		No	Pass	
202300893	630 Shartle Circle	P TO/Rough	11/28/23		Yes	PPass	Partial Approval-Unable to inspect second floor. No stairs built.
202300925	1014 River Glyn Drive	E Rough	11/28/23		No	Pass	
202200567	811 Creek Wood Way	Gas Test	11/29/23		No	Pass	

	202300623	10606 Fairlane Drive	E Final	11/29/23		No	Pass	
	202300848	272 BRYN MAWR CIR	P Layout	11/29/23		No	Pass	
	202300907	10721 SHALLOWBROOK LN	I Trench	11/29/23		No	Pass	
	202300912	702 Camelot Lane	I Trench	11/29/23		No	Pass	
	202300924	734 Camelot Ln	YD Trench	11/29/23		No	Pass	
	202300779	514 Wellesley Drive	DW Steel	11/29/23	Y	No	Pass	[Entered 11/28/2023 by BBG]: Partial Driveway
	202200914	820 OAK VALLEY DR	Bld-Final	11/30/23		No	NC	Fail; 1. Stair handrail graspability on the left side of the house does not meet code. 2. Unable to observe permanent etching on glass of shower enclosures 3. The dead pine tree in the front yard will have to be removed. 4. The exhaust fan duct in the attic has been damaged near the water heaters. 5. Missing permanent address on house.
	202300539	860 Country Ln	P Final	11/30/23		No	Pass	
	202300733	1014 RIVER GLYNN DR	Frame	11/30/23		No	Pass	

	202300733	1014 RIVER GLYNN DR	Insulation	11/30/23		No	Pass	
Inspections	Begin Odometer	End Odometer	Miles	Avg Miles per Inspection				
136			0	0.0				
Henry Rivas (henry)								
Odometer	Permit #	Address	Insp Type	Date	Reinsp?	Reinsp Fee?	Result	Correction Notes
Vehicle ID:								
	202300519	10420 Memorial Drive	P TO/Rough	11/1/23	Y	No	NC	Fail; 1. Gas Line inside air plenum is not allowed. [Entered 10/31/2023 by BBG]: Disapproved- No gauge for gas line test
	202300439	10420 Memorial Drive	Frame	11/1/23	Y	No	NC	Fail; 1. Add stud under beam in garage 2. Fire block air chase 3. brace truss ends upstairs foyer 4. Provide engineer letter on cut floor truss in garage. [Entered 10/31/2023 by BBG]: Disapproved- Replace, stolen AC copper lines. All MEP's must pass before frame.
	202300827	11015 Hedwig Green St	Insulation	11/3/23		No	Pass	
	202300847	879 Country Ln	Foundation	11/3/23		No	Pass	Perimeter Beams

	202300439	10420 Memorial Drive	Insulation	11/7/23		No	Pass	
	202300795	10726 Marsha Lane	Frame	11/7/23		No	Pass	
	202300795	10726 Marsha Lane	Insulation	11/7/23		No	Pass	
	202300866	8423 Hunters Creek Dr	Foundation	11/7/23		No	NC	Fail; 1. Clean out all cavins in beams. 2. Sleeve 1 1/2 Pipe crossing beam on left front. 3. Mastic exposed plumbing pipes that will be under concrete. 4. Seal openings in poly. 5. Corner bars on the right side corner of the garage are resting on pad, chair up as required.
	202300869	8423 Hunters Creek Dr	ET-Pole	11/7/23		No	Pass	
	202300439	10420 Memorial Drive	Frame	11/7/23	Y	No	PPass	Partial Pass - Pending Engineer Letter [Entered 11/2/2023 by henry]: Fail; 1. Add stud under beam in garage 2. Fire block air chase 3. brace truss ends upstairs foyer 4. Provide

								engineer letter on cut floor truss in garage. [Entered 10/31/2023 by BBG]: Disapproved-Replace, stolen AC copper lines. All MEP's must pass before frame.
	202300866	8423 Hunters Creek Dr	Foundation	11/8/23	Y	No	Pass	[Entered 11/7/2023 by henry]: Fail; 1. Clean out all cavins in beams. 2. Sleeve 1 1/2 Pipe crossing beam on left front. 3. Mastic exposed plumbing pipes that will be under concrete. 4. Seal openings in poly. 5. Corner bars on the right side corner of the garage are resting on pad, chair up as required.
	202300644	810 Saddlewood Lane	P Final	11/8/23	Y	No	Pass	[Entered 11/8/2023 by BBG]: Disapproved-Not home
	202300563	10911 Walwick Dr	Re-Roof	11/9/23		No	Pass	
	202300774	318 Timberwilde Lane	P Final	11/10/23	Y	No	Pass	[Entered 9/29/2023 by BBG]:

								Disapproved-Disconnect, gas line at Main and remove meter. Clay Chew TSBPE I-3068
	202300798	624 WELLESLEY DR	F Post Hole	11/22/23		No	Pass	
	202201028	551 Three Corners Dr	Bld-Final	11/30/23	Y	No	PPass	<p>Partial Pass; Pending removal and replacement of dead trees in front yard.</p> <p>[Entered 10/26/2023 by henry]: Fail; 1. Dead pine in front yard [3 trees required in front yard] 2. Pool alarms shall be placed on all doors or windows that provide direct access to pool.</p> <p>[Entered 10/13/2023 by henry]: Fail; 1. Final grading is not complete 2. Cont exterior vent guards 3. Open wires on left side of exterior wall 4. The triangular opening on</p>

the open side of the stair shall not allow the passage of a 6" sphere.
 5. Fence and gates are not installed
 6. Repair the hole on the exterior wall in front.

Inspections	Begin Odometer	End Odometer	Miles	Avg Miles per Inspection
16			0	0.0

Copyright © 2023 CityView. All rights reserved. BuildingDepartment.com and BluePrince are trademarks of Harris Computer.

CITY OF HUNTERS CREEK VILLAGE ENGINEER'S REPORT

Prepared November 30th, 2023 for the December 5th agenda

A. Lindenwood Signal

1. We have ordered the new luminaires. Delivery date scheduled for January. They will be installed soon after delivery.
2. There is one more pay application in processing. Closeout to occur in January.

B. Shasta/Pineland Reconstruction

1. This was our first Competitive Sealed Proposal which includes ranking of bidders as part of procurement rather than just low bid.
2. Bids opened on November 27th.
3. We had 5 bidders. All appear responsive and responsible.
4. Bid tab and recommendation will have an agenda item on this agenda.

C. Outfall Rehabilitation and Repairs

1. We have a tentative scope of landscaping work for the two residents on Kuhlman. Work is intended to start the week of the 5th.
2. Surface restoration is still required for the end of Bridgewood.
3. We still have retainage on the contractor.
4. Closeout documents are anticipated for January council meeting.

D. Walwick and Willowron Intersection Improvements

1. The contract amount is \$133,162.50. The contractor is Complete Contract DBA Bayou Builders.
2. The work is complete at Walwick and willowron and looks good.
3. The second phase of the work at Oak Hollow started this week and will take approximately two weeks to complete.
4. The project is on budget and on schedule at this time.

E. Willowend at Walwick Repairs

1. The phased work to remove the asphalt from the concrete gutter and then to slab jack has been completed and was successful.
2. The work was completed on budget and on schedule.

**CITY OF HUNTERS CREEK VILLAGE, TEXAS
MINUTES OF THE REGULAR
CITY COUNCIL MEETING
October 24, 2023**

The City Council of the City of Hunters Creek Village, Texas held a regular meeting on Tuesday, October 24, 2023, at 6:00 p.m., at #1 Hunters Creek Place, Hunters Creek Village, Texas. Members of the public were invited to attend the meeting in person.

Present:	Mayor:	Jim Pappas
	Councilmembers:	Stuart Marks Fidel Sapien Linda Knox Chip Cowell Jay Carlton
	City Administrator:	Tom Fullen
	City Engineer:	Steve Byington
	Building Official:	Henry Rivas
	City Attorney:	John Hightower
	Assistant to the City Secretary:	Jessica Pierce

- A. Call to order and the roll of elected and appointed officers will be taken.

With a quorum of the Council Members present, Mayor Pappas called the meeting to order at 6:01 p.m.

- B. **Jeff Mamera led the Pledge of Allegiance followed by a prayer by Mayor Pappas.**

- C. PUBLIC COMMENTS *At this time, any person with city-related business may speak to the Council. In compliance with the Texas Open Meetings Act, if a member of the public comments or inquiries about a subject that is not specifically identified on the agenda, a member of council or a staff member may only respond by giving a statement of specific factual information or by reciting existing policy. The City Council may not deliberate or vote on the matter.*

No Comments.

- E. REPORTS

1. City Treasurer Monthly Report - **Tom Fullen, City Administrator, presented this report.**
2. Police Commissioner Monthly Report – **Steve Reichel, Police Commissioner, presented this report.**

3. Fire Commissioner Monthly Report – **Howard Miller, Fire Chief, and Rob Adams, Fire Commissioner, presented this report.**
4. Building Official Monthly Report – **Henry Rivas, Building Official, presented this report.**
5. City Engineer Monthly Report – **Steve Byington, City Engineer, presented this report.**
6. City Administrator Report – **No Report.**
7. Mayor and Council Reports and Comments – **Mayor Pappas reported on possibly using city hall parking lot for the farmers market instead of the churches lot.**

F. CONSENT AGENDA *The following items are considered routine by the City Council and will be enacted by one motion. There will not be a separate discussion on these items unless a Councilmember requests, in which event, the item will be removed from the general order of business and considered in its normal sequence on the agenda.*

1. Approval of the Minutes of the Regular Meeting on September 26, 2023.
2. Approval of the Cash Disbursement Journal for September 2023.
3. Approval of the 2024 Holiday Schedule.
4. Approval of the 3rd Quarterly Investment Report for 2023.

Councilmember Sapien made a motion to approve Consent Agenda items 1, 2, & 4. Councilmember Carlton seconded the motion and the motion carried unanimously.

Councilmember Sapien made a motion to approve Consent Agenda item 3 with adding a Floating Holiday for employees. Councilmember Knox seconded the motion and the motion carried unanimously.

G. REGULAR AGENDA

1. Discussion and possible action to approve an extension for remodel permit 202100216 at 10802 Oak Hollow St.

Councilmember Carlton made a motion to approve an extension for remodel permit 202100216 at 10802 Oak Hollow St for 3 months at 100% of permit fee. Councilmember Knox seconded the motion and the motion carried unanimously.

2. Discussion and possible action to approve a proposal from Van Sant Landscape in the amount of \$36,111.00 for City Median Landscape Beautification.

Councilmember Knox made a motion to approve a proposal from Van Sant Landscape in the amount of \$36,111.00 for City Median Landscape Beautification. Councilmember Carlton seconded the motion and the motion carried unanimously.

3. Discussion and possible action to accept a proposal from Elevated Concrete Solutions for Willowend Pavement Lifting in the amount of \$12,787.00.

Councilmember Knox made a motion accept the proposal from Elevated Concrete Solutions for Willowend Pavement Lifting in the amount of \$12,787.00. Councilmember Carlton seconded the motion and the motion carried unanimously.

4. Discussion and possible action to accept a proposal from A-1 Construction Services for milling of pavement related to Willowend Pavement Lifting in the amount of \$20,650.00.

Councilmember Carlton made a motion to accept the proposal from A-1 Construction Services for milling of pavement related to Willowend Pavement Lifting in the amount of \$20,650.00. Councilmember Knox seconded the motion and the motion carried unanimously.

5. Discussion and possible action to approve an ordinance amending chapter 26 of the code of ordinances of the City of Hunters Creek Village to prohibit the discharge of firearms within the city and to provide an exception for police officers and public officials as necessary to carry out their official duties; providing an effective date; providing a penalty of up to \$500 for each offense; and making other provisions related to the subject.

Item was tabled to next month.

6. Discussion and possible action to approve a resolution supporting the proposed amendment to the Texas Constitution create the Texas Broadband Infrastructure Fund to provide funding for next generation 9-1-1 services.

Councilmember Carlton made a motion to approve a resolution supporting the proposed amendment to the Texas Constitution create the Texas Broadband Infrastructure Fund to provide funding for next

generation 9-1-1 services. Councilmember Knox seconded the motion and the motion carried unanimously.

7. Discussion and possible action to designate a representative and alternate representative to the Houston-Galveston Area Council 2024 General Assembly.

Councilmember Carlton made a motion to designate Councilmember Cowell as the representative and Councilmember Linda Knox as the alternate representative to the Houston-Galveston Area Council 2024 General Assembly. Councilmember Sapien seconded the motion and the motion carried unanimously.

8. Discussion and possible action to accept the recommendation from the Village Mutual Insurance Group for the employees' medical, dental, vision, Life/AD&D, and long-term disability insurance coverage for 2024.

Councilmember Knox made a motion to accept the recommendation from the Village Mutual Insurance Group for the employees' medical, dental, vision, Life/AD&D, and long-term disability insurance coverage for 2024. Councilmember Carlton seconded the motion and the motion carried unanimously.

9. Discussion and possible action to approve Ozraa Dhanani as an associate municipal court prosecutor.

Councilmember Sapien made a motion to approve Ozraa Dhanani as an associate municipal court prosecutor. Councilmember Knox seconded the motion and the motion carried unanimously.

10. Discussion and possible action to renew membership with ERCOT for 2024.

Councilmember Knox made a motion to approve the renewal of the membership with ERCOT for 2024. Councilmember Sapien seconded the motion and the motion carried unanimously.

11. Discussion and possible action to approve the November/December Regular City Council meeting date. (12/05/2023)

Councilmember Sapien made a motion to approve the November/December Regular City Council meeting date as 12/05/2023. Councilmember Carlton seconded the motion and the motion carried unanimously.

H. EXECUTIVE SESSION It is anticipated that all, or a portion of the discussion of the following items, if any, will be conducted in closed executive session under authority of the Texas Open Meetings Act. However, no action will be taken on these items until the City Council reconvenes in open session.

At 7:36 pm the mayor announced that the City Council was recessing into closed executive session under chapter 551 of the Texas Open Meetings Act to deliberate on the following items.

- Consultation with attorney about pending or contemplated litigation, or a settlement offer or on a matter in which the duty of the attorney to the governmental body under the Texas Disciplinary Rules of Professional Conduct of the State Bar of Texas clearly conflicts with this chapter, being 551 of the Texas Government Code.

I. RECONVENE into Open Session and consider action, if any, on items discussed in Executive Session

Council reconvened into Open Session at 7:40 p.m. No action was taken during the executive session.

J. ADJOURNMENT

At 7:40 p.m., Councilmember Carlton made a motion to adjourn. Councilmember Knox seconded the motion and the motion carried unanimously. The meeting adjourned at 7:40 p.m.

These minutes were approved on the ____ day of December, 2023.

Jim Pappas, Mayor

ATTEST:

Tom Fullen, City Administrator
Acting City Secretary



City of Hunters Creek Village, TX

My Check Report

By Check Number

Date Range: 10/01/2023 - 10/31/2023

Vendor Number	Vendor Name	Payment Date	Payment Type	Discount Amount	Payment Amount	Number
Bank Code: AP DISB ALLEGIANCE-AP POOLED ALLEGIANCE DISBURSEMENT						
0458	A T & T Phone	10/01/2023	Regular	0.00	1,435.01	34364
000774	ADAM VOYLES	10/01/2023	Regular	0.00	300.00	34365
0647	AFLAC WORLDWIDE HEADQUARTERS	10/01/2023	Regular	0.00	535.80	34366
0669	C & D JANITOR SERVICE INC	10/01/2023	Regular	0.00	835.65	34367
0010	CENTERPOINT ENERGY	10/01/2023	Regular	0.00	35.34	34368
0445	CENTURY CONCRETE CONSTRUCTION INC	10/01/2023	Regular	0.00	1,790.00	34369
000876	CINTAS CORPORATION	10/01/2023	Regular	0.00	103.44	34370
000865	DEX IMAGING	10/01/2023	Regular	0.00	47.00	34371
0018	END-O-PEST	10/01/2023	Regular	0.00	135.00	34372
000796	ENGIE RESOURCES	10/01/2023	Regular	0.00	5,305.29	34373
000895	HENRY RIVAS	10/01/2023	Regular	0.00	71.95	34374
0034	HOME SECURITY SYSTEMS INC	10/01/2023	Regular	0.00	108.00	34375
0035	HOUSTON CHRONICLE	10/01/2023	Regular	0.00	1,772.56	34376
0641	MARK E EASLEY	10/01/2023	Regular	0.00	300.00	34377
0053	MEMORIAL VILLAGES WATER AUTHORITY	10/01/2023	Regular	0.00	8,962.45	34378
000715	NEWTON NURSERIES WEST	10/01/2023	Regular	0.00	265.65	34379
000815	SAFEbuilt, LLC Lockbox#88135	10/01/2023	Regular	0.00	6,280.00	34380
0107	VILLAGES MUTUAL INSURANCE COOPERATIVE	10/01/2023	Regular	0.00	10,184.46	34381
	Void	10/13/2023	Regular	0.00	0.00	34382
0005	A T & T Phone	10/15/2023	Regular	0.00	351.50	34383
000774	ADAM VOYLES	10/15/2023	Regular	0.00	300.00	34384
000913	ANITA M. JAMES	10/15/2023	Regular	0.00	300.00	34385
000928	AR TURNKEE CONSTRUCTION COMP INC.	10/15/2023	Regular	0.00	476,712.90	34386
000929	Bobby Dorans Plumbers Continuing, Inc.	10/15/2023	Regular	0.00	100.00	34387
000717	CAPITAL ONE TRADE CREDIT	10/15/2023	Regular	0.00	45.99	34388
0171	CARY M MORAN	10/15/2023	Regular	0.00	1,840.00	34389
000876	CINTAS CORPORATION	10/15/2023	Regular	0.00	258.72	34390
000775	CITYLYNX INC	10/15/2023	Regular	0.00	10,145.53	34391
0012	COBB FENDLEY	10/15/2023	Regular	0.00	29,261.93	34392
0150	GARY B MADDOX	10/15/2023	Regular	0.00	500.00	34393
0537	GREEN FOR LIFE	10/15/2023	Regular	0.00	42,769.42	34394
0034	HOME SECURITY SYSTEMS INC	10/15/2023	Regular	0.00	197.85	34395
000716	KIRWIN LAW FIRM PLLC	10/15/2023	Regular	0.00	369.00	34396
0641	MARK E EASLEY	10/15/2023	Regular	0.00	300.00	34397
000919	MEMORIAL VILLAGES POLICE DEPT. - FUEL	10/15/2023	Regular	0.00	762.03	34398
0066	OLSON & OLSON LLP	10/15/2023	Regular	0.00	3,400.00	34399
0067	OMNIBASE SERVICES OF TEXAS	10/15/2023	Regular	0.00	132.00	34400
000792	STATE COMPTROLLER OF PUBLIC ACCOUNTS	10/15/2023	Regular	0.00	18,668.01	34401
000918	TEXAS MUNICIPAL LEAGUE INTERGOVERNMENT	10/15/2023	Regular	0.00	21,339.74	34402
0624	TRANTEX	10/15/2023	Regular	0.00	3,278.65	34403
000789	VAN SANT LANDSCAPE MANAGEMENT	10/15/2023	Regular	0.00	7,286.00	34404
0362	VERIZON WIRELESS	10/15/2023	Regular	0.00	37.99	34405

My Check Report

Date Range: 10/01/2023 - 10/31/2023

Vendor Number	Vendor Name	Payment Date	Payment Type	Discount Amount	Payment Amount	Number
000789	VAN SANT LANDSCAPE MANAGEMENT	10/15/2023	Regular	0.00	4,610.00	34406

Bank Code AP DISB ALLEGIANCE Summary

Payment Type	Payable Count	Payment Count	Discount	Payment
Regular Checks	42	42	0.00	661,434.86
Manual Checks	0	0	0.00	0.00
Voided Checks	0	1	0.00	0.00
Bank Drafts	0	0	0.00	0.00
EFT's	0	0	0.00	0.00
	42	43	0.00	661,434.86

My Check Report

Date Range: 10/01/2023 - 10/31/2023

Vendor Number	Vendor Name	Payment Date	Payment Type	Discount Amount	Payment Amount	Number
Bank Code: AP PF ALLEGIANCE-AP POOLED ALLEGIANCE PUBLIC FUNDS						
0052	MEMORIAL VILLAGES POLICE DEPT - MAIN	10/01/2023	EFT	0.00	-188,728.00	1018
0052	MEMORIAL VILLAGES POLICE DEPT - MAIN	10/01/2023	EFT	0.00	188,728.00	1018
0105	VILLAGE FIRE DEPARTMENT	10/01/2023	EFT	0.00	161,124.27	1019
0105	VILLAGE FIRE DEPARTMENT	10/01/2023	EFT	0.00	-161,124.27	1019
0105	VILLAGE FIRE DEPARTMENT	10/03/2023	EFT	0.00	110,883.68	1020
000908	PREACTIVE IT SOLUTIONS	10/01/2023	Bank Draft	0.00	1,460.00	DFT0000453
0654	LORA JEAN D LENZSCH	10/15/2023	Bank Draft	0.00	1,837.50	DFT0000454
0517-TF	PAYMENT REMITTANCE CENTER	10/20/2023	Bank Draft	0.00	905.67	DFT0000456
0127-EA	PAYMENT REMITTANCE CENTER	10/20/2023	Bank Draft	0.00	264.10	DFT0000457
000908	PREACTIVE IT SOLUTIONS	10/26/2023	Bank Draft	0.00	1,460.00	DFT0000458

Bank Code AP PF ALLEGIANCE Summary

Payment Type	Payable Count	Payment Count	Discount	Payment
Regular Checks	0	0	0.00	0.00
Manual Checks	0	0	0.00	0.00
Voided Checks	0	0	0.00	0.00
Bank Drafts	7	5	0.00	5,927.27
EFT's	3	5	0.00	110,883.68
	10	10	0.00	116,810.95

All Bank Codes Check Summary

Payment Type	Payable Count	Payment Count	Discount	Payment
Regular Checks	42	42	0.00	661,434.86
Manual Checks	0	0	0.00	0.00
Voided Checks	0	1	0.00	0.00
Bank Drafts	7	5	0.00	5,927.27
EFT's	3	5	0.00	110,883.68
	52	53	0.00	778,245.81

Fund Summary

Fund	Name	Period	Amount
999	POOL	10/2023	778,245.81
			778,245.81



Vendor Number	Vendor Name	Payment Date	Payment Type	Discount Amount	Payment Amount	Number
Bank Code: AP DISB ALLEGIANCE-AP POOLED ALLEGIANCE DISBURSEMENT						
0458	A T & T Phone	11/01/2023	Regular	0.00	4.11	34407
000774	ADAM VOYLES	11/01/2023	Regular	0.00	300.00	34408
0647	AFLAC WORLDWIDE HEADQUARTERS	11/01/2023	Regular	0.00	535.80	34409
000860	AMERICAN NRG SERVICES	11/01/2023	Regular	0.00	1,441.85	34410
0575	BRENDA CAMPAGNA	11/01/2023	Regular	0.00	500.00	34411
0010	CENTERPOINT ENERGY	11/01/2023	Regular	0.00	36.24	34412
0445	CENTURY CONCRETE CONSTRUCTION INC	11/01/2023	Regular	0.00	8,859.75	34413
0012	COBB FENDLEY	11/01/2023	Regular	0.00	9,060.60	34414
000796	ENGIE RESOURCES	11/01/2023	Regular	0.00	5,159.27	34415
0150	GARY B MADDOX	11/01/2023	Regular	0.00	500.00	34416
0034	HOME SECURITY SYSTEMS INC	11/01/2023	Regular	0.00	172.50	34417
000844	LINEBARGER GOGGAN BLAIR & SAMPSON LLP	11/01/2023	Regular	0.00	1,691.26	34418
0641	MARK E EASLEY	11/01/2023	Regular	0.00	300.00	34419
000919	MEMORIAL VILLAGES POLICE DEPT. - FUEL	11/01/2023	Regular	0.00	968.46	34420
0053	MEMORIAL VILLAGES WATER AUTHORITY	11/01/2023	Regular	0.00	5,374.34	34421
0065	ODP BUSSINESS SOLUTIONS	11/01/2023	Regular	0.00	236.17	34422
000815	SAFEbuilt, LLC Lockbox#88135	11/01/2023	Regular	0.00	5,400.00	34423
0624	TRANTEX	11/01/2023	Regular	0.00	650.00	34424
0107	VILLAGES MUTUAL INSURANCE COOPERATIVE	11/01/2023	Regular	0.00	10,184.46	34425
0005	A T & T Phone	11/15/2023	Regular	0.00	392.95	34426
000913	ANITA M. JAMES	11/15/2023	Regular	0.00	300.00	34427
0669	C & D JANITOR SERVICE INC	11/15/2023	Regular	0.00	1,671.30	34428
000876	CINTAS CORPORATION	11/15/2023	Regular	0.00	193.03	34429
0012	COBB FENDLEY	11/15/2023	Regular	0.00	19,188.50	34430
0537	GREEN FOR LIFE	11/15/2023	Regular	0.00	42,769.42	34431
0431	HOOPER COMMUNICATIONS LP	11/15/2023	Regular	0.00	290.00	34432
000716	KIRWIN LAW FIRM PLLC	11/15/2023	Regular	0.00	430.50	34433
000844	LINEBARGER GOGGAN BLAIR & SAMPSON LLP	11/15/2023	Regular	0.00	1,093.65	34434
0641	MARK E EASLEY	11/15/2023	Regular	0.00	300.00	34435
000737	METALCRAFT INDUSTRIES INC	11/15/2023	Regular	0.00	88.86	34436
0062	NORTHWEST PEST PATROL	11/15/2023	Regular	0.00	2,889.00	34437
0066	OLSON & OLSON LLP	11/15/2023	Regular	0.00	3,000.00	34438
0420	PREMIER TREE SERVICE	11/15/2023	Regular	0.00	7,650.00	34439
000815	SAFEbuilt, LLC Lockbox#88135	11/15/2023	Regular	0.00	4,680.00	34440
0624	TRANTEX	11/15/2023	Regular	0.00	1,605.00	34441
000789	VAN SANT LANDSCAPE MANAGEMENT	11/15/2023	Regular	0.00	3,328.00	34442
000789	VAN SANT LANDSCAPE MANAGEMENT	11/27/2023	Regular	0.00	36,111.00	34443

Bank Code AP DISB ALLEGIANCE Summary

Payment Type	Payable Count	Payment Count	Discount	Payment
Regular Checks	37	37	0.00	177,356.02
Manual Checks	0	0	0.00	0.00
Voided Checks	0	0	0.00	0.00
Bank Drafts	0	0	0.00	0.00
EFT's	0	0	0.00	0.00
	37	37	0.00	177,356.02

My Check Report

Date Range: 11/01/2023 - 11/30/2023

Vendor Number	Vendor Name	Payment Date	Payment Type	Discount Amount	Payment Amount	Number
Bank Code: AP PF ALLEGIANCE-AP POOLED ALLEGIANCE PUBLIC FUNDS						
0052	MEMORIAL VILLAGES POLICE DEPT - MAIN	11/01/2023	EFT	0.00	188,728.00	1023
0105	VILLAGE FIRE DEPARTMENT	11/01/2023	EFT	0.00	188,845.19	1024
0654	LORA JEAN D LENZSCH	11/15/2023	Bank Draft	0.00	2,350.00	DFT0000460
0517-TF	PAYMENT REMITTANCE CENTER	11/20/2023	Bank Draft	0.00	1,078.75	DFT0000461
0127-EA	PAYMENT REMITTANCE CENTER	11/20/2023	Bank Draft	0.00	200.38	DFT0000462

Bank Code AP PF ALLEGIANCE Summary

Payment Type	Payable Count	Payment Count	Discount	Payment
Regular Checks	0	0	0.00	0.00
Manual Checks	0	0	0.00	0.00
Voided Checks	0	0	0.00	0.00
Bank Drafts	9	3	0.00	3,629.13
EFT's	2	2	0.00	377,573.19
	11	5	0.00	381,202.32

All Bank Codes Check Summary

Payment Type	Payable Count	Payment Count	Discount	Payment
Regular Checks	37	37	0.00	177,356.02
Manual Checks	0	0	0.00	0.00
Voided Checks	0	0	0.00	0.00
Bank Drafts	9	3	0.00	3,629.13
EFT's	2	2	0.00	377,573.19
	48	42	0.00	558,558.34

Fund Summary

Fund	Name	Period	Amount
999	POOL	11/2023	558,558.34
			558,558.34



**CITY OF HUNTERS CREEK VILLAGE
AGENDA DISCUSSION FORM**

AGENDA DATE: December 5, 2023
AGENDA SUBJECT: Discussion and possible action to accept a donation of a table and 80 chairs from CobbFendley and Associates and to declare the current table and chairs as surplus for auction or disposal.

EXHIBITS:



**CITY OF HUNTERS CREEK VILLAGE
AGENDA DISCUSSION FORM**

AGENDA DATE: December 5, 2023
AGENDA SUBJECT: Discussion and possible action to award a contract to TB Concrete Construction, Inc. in the amount of \$3,976,612.00 for the Shasta and Pineland Reconstruction Project.

EXHIBITS: Award Recommendation Letter

December 1, 2023

The Honorable Jim Pappas
 City of Hunters Creek Village
 1 Hunters Creek Place
 Houston, Texas 77024

RE: Shasta and Pineland Reconstruction
 Construction Award Recommendation
 CFA PROJ. NO. 2212-018-07

Dear Mayor Pappas:

The Shasta and Pineland Reconstruction Project was advertised on November 8th, 2023 utilizing a Competitive Sealed Proposal (CSP) procurement method. CSP allows the submissions to be ranked based on categories other than just project cost to identify the highest quality bidder. Due to the complexity of the project, CSP was determined to provide the most effective method for selecting a high-quality bidder which will provide the greatest value to the City.

We have reviewed and ranked five (5) submissions received on November 28th, 2023, for the above-mentioned project.

CobbFendley reviewed the submissions based on the criteria provided in Document 00101 – Instructions to Offerors of the Contract Documents for the above-mentioned project. Table 8.2 below shows the criteria and weighting:

Rating Category	Description	Weighting Points
8.1.1	Proposed Project Cost (E= A+B+C+D)	50
8.1.2	Experience/Past Performance of Offeror with Similar Projects	10
8.1.3	Experience and Qualifications of Proposed Key Personnel with Similar Projects	15
8.1.4	Project Approach	20
8.1.5	Financial Management (Stability)	Pass/Fail
8.1.6	Other Factors	5
Total	100	

After reviewing the submissions based on the qualifications, the rankings are as follows:

RANK	FIRM
1.	TB Concrete Construction, Inc.
2.	Conrad Construction Co., LTD.
3.	iCON GC, LLC
4.	Teamwork Construction Services
5.	AAA Asphalt Paving, Inc.

As shown above, the project cost is the largest weighted portion of the selection criteria. Therefore, the Bid Tab was analyzed first. Of the five (5) proposals submitted, the apparent low bidder was **TB Concrete Construction, Inc.** with a total bid amount of \$3,976,612.00 which includes the base bid, extra work items, and add alternate items. There were mathematical errors identified in the bid tabulation for **TB Concrete Construction, Inc.**, however they remained the low bidder.

We ranked the bidders from lowest to highest:

Bidder	Total Bid Price
TB Concrete Construction, Inc. 1 st Low Bidder	\$3,976,612.00
iCON GC, LLC 2 nd Low Bidder	\$4,665,400.00
Teamwork Construction Services, Inc. 3 rd Low Bidder	\$4,688,565.00
AAA Asphalt Paving, Inc. 4 th Low Bidder	\$4,807,684.46
Conrad Construction Co., LTD 5 th Low Bidder	\$4,995,460.00

The lowest bidder, **TB Concrete Construction Inc.**, has a bid price of \$3,976,612.00, which is 14.76% lower than the 2nd lowest bid of \$4,665,400.00, or \$688,788.00 lower.

We provided a breakdown of the subtotals of the 3 lowest bidders for each bid item section:

Bid Item Section	TB Concrete Construction, Inc. 1 st Low Bidder	iCON GC, LLC 2 nd Low Bidder	Teamwork Construction Services, Inc. 3 rd Low Bidder	AAA Asphalt Paving, Inc. 4 th Low Bidder	Conrad Construction Co., LTD, 5 th Low Bidder
1. Site Preparation	\$ 495,980.00	\$ 649,311.00	\$ 728,959.00	\$ 669,390.00	\$ 653,948.00
2. SWPPP	\$ 72,637.00	\$ 20,849.91	\$ 12,235.00	\$ 16,462.50	\$ 16,435.00
3. Demolition	\$ 189,839.00	\$ 132,178.90	\$ 464,951.00	\$ 147,705.00	\$ 176,404.00
4. Paving	\$ 851,844.00	\$ 906,340.00	\$ 1,038,439.00	\$ 1,014,275.96	\$ 971,258.00
5. Storm Sewer	\$ 1,923,162.00	\$ 2,412,508.19	\$ 1,909,091.00	\$ 2,387,026.00	\$ 2,445,015.00
6. Water	\$ 284,800.00	\$ 476,400.00	\$ 342,350.00	\$ 338,375.00	\$ 522,000.00
7. Extra Work	\$ 128,350.00	\$ 49,812.00	\$ 176,040.00	\$ 194,450.00	\$ 185,400.00
9. Alternate	\$ 30,000.00	\$ 18,000.00	\$ 16,500.00	\$ 40,000.00	\$ 25,000.00
TOTAL	\$ 3,976,612.00	\$ 4,665,400.00	\$ 4,688,565.00	\$ 4,807,684.46	\$ 4,995,460.00

When evaluating the bid item section subtotals, the 1st Low Bidder is 27% percent lower on Site Preparation, 18% lower on Demolition, 13% lower on Paving, 16% lower on Storm Sewer, and 32% lower on Water than the average of the next four (4) lowest bidders. It is important to note that the decision to use some or all the Extra Work Bid Items and Add Alternate Items, would not displace **TB Concrete Construction, Inc.** from remaining as the 1st Low Bidder.

A review of the items found a significant difference in the unit costs of the storm sewer boxes and junction boxes from the 1st Low Bidder compared to the average of the remaining four (4) bidders. Bid Items 38-41 and 45-46 represent major unit items and show a large variation in cost, specifically between the 1st low bidder and the remaining 4 bidders.

Project Approach was the second highest weighted criteria for the submission. Each bidder was asked to submit a project specific approach including, sequencing, scheduling, construction methods, and site restoration. The bidder was asked to indicate the percentage of contract to be performed by a subcontractor. Only two (2) bidders (Conrad Construction, LTD and iCON GC, LLC) provided a project approach partially meeting the criteria above. For the other three (3) bidders, no points were awarded for this category.

The remaining criteria were evaluated for each submission. The Statement of Qualifications (00102) was reviewed, and all bidders were determined to be qualified based on past experience on similar projects. References were contacted for each bidder to verify their experience. All five bidders have worked successfully with CobbFendley in recent history. Furthermore, the City has successfully worked with Conrad Construction, LTD and Teamwork Construction Services. All bidders provided the proper financial statements and safety/claims history.

Based on the review of these criteria, **TB Concrete Construction, Inc.** is the highest qualified bidder. **TB Concrete Construction, Inc's.** bid was significantly lower than the other four (4) bidders which gave it the greatest weight in the ranking.

The bidder appears responsive and responsible. We recommend that **TB Concrete Construction, Inc.** be awarded the contract for this project contingent upon approval of bonds and certificate of insurance.

Enclosed, for your review, is a copy of the Unit Bid Tabulation and the Ranking Matrix. If you have any questions or require any additional information, please do not hesitate to call me at 713-462-3242.

Sincerely,

COBB, FENDLEY & ASSOCIATES, INC.

Nicholas Mumme, P.E.
Project Manager

Enclosure

Item No.	Item Description	BIDDER NO. 1	BIDDER NO. 2	BIDDER NO. 3	BIDDER NO. 4	BIDDER NO. 5	Average Bid Unit	Average Extended
Unit	Quantity	Unit Price	Extended Price	Unit Price	Extended Price	Unit Price		
SECTION 1 - SITE PREPARATION								
1	Mobilization (No Greater than 5% of Total Bid)	150,000.00	\$ 150,000.00	230,000.00	\$ 230,000.00	195,000.00	\$ 195,000.00	\$ 240,000.00
2	Traffic Control and Repaving	40,000.00	\$ 40,000.00	35,000.00	\$ 35,000.00	75,000.00	\$ 75,000.00	130,000.00
3	Removal of Existing Traffic Control, Maintaining One Lane	65.00	\$ 5,180.00	166.00	\$ 1,328.00	85.00	\$ 57,900.00	84.00
4	Low Profile Concrete Barrier (Furnish and Install)	75.00	\$ 15,000.00	100.00	\$ 20,000.00	85.00	\$ 17,000.00	45.00
5	Low Profile Concrete Barrier (Remove)	8.00	\$ 32,000.00	10.00	\$ 40,000.00	6.00	\$ 24,000.00	6.00
6	Low Profile Concrete Barrier (Remove)	25.00	\$ 5,000.00	13.00	\$ 2,600.00	35.00	\$ 7,000.00	30.00
7	Temporary Residential Driveways, Furnish, Install, and Remove, including Maintenance (All-Weather Material)	1,000.00	\$ 46,000.00	2,000.00	\$ 86,000.00	36,570.00	\$ 73,140.00	750.00
8	Tire Protection Plan	25,000.00	\$ 25,000.00	23,065.00	\$ 23,065.00	39,500.00	\$ 39,500.00	15,000.00
9	Backfilling	8.00	\$ 102,400.00	6.00	\$ 76,800.00	8.00	\$ 102,400.00	7.00
10	Adjust Existing MH lids to Grade	860.00	\$ 4,300.00	10.00	\$ 50.00	495.00	\$ 2,475.00	1,500.00
11	Adjust Existing Culvert to Grade	1,500.00	\$ 7,500.00	20.00	\$ 1,000.00	495.00	\$ 2,475.00	850.00
12	Storm Sewer Excavation	15.00	\$ 1,500.00	36.50	\$ 3,650.00	48.00	\$ 4,800.00	24.00
13	Office Broom Material, Select Fill	20.00	\$ 40,000.00	36.88	\$ 73,760.00	62.00	\$ 12,400.00	35.00
SUBTOTAL SECTION 1 - SITE PREPARATION \$ 459,980.00								
SECTION 2 - STORM SEWER POLLUTION PREVENTION PLAN ITEMS								
SECTION 2 - STORM SEWER POLLUTION PREVENTION PLAN ITEMS								
14	Requirements, including Notice of Intent (NOI), Notice of Termination (NOT), Maintenance, Inspection and Reporting	40,000.00	\$ 40,000.00	3,952.41	\$ 3,952.41	895.00	\$ 895.00	2,500.00
15	SWPPP Inspection and Maintenance	30,000.00	\$ 30,000.00	12,000.00	\$ 12,000.00	7,950.00	\$ 7,950.00	8,000.00
16	Reinforced Filter Fabric Fence	3.00	\$ 2,025.00	6.50	\$ 4,327.50	2.00	\$ 1,350.00	5.00
17	Furnish, Install, and Remove Reinforced Sand Bag Inlet Protection	300.00	\$ 612.00	2.50	\$ 510.00	10.00	\$ 2,040.00	15.00
SUBTOTAL SECTION 2 - STORM SEWER POLLUTION PREVENTION PLAN ITEMS \$ 27,637.00								
SECTION 3 - DEMOLITION ITEMS								
18	Remove and Dispose Existing Asphaltic Surface and Base Material (Nominal Depth 34-inch)	12.00	\$ 87,384.00	8.20	\$ 59,712.40	38.00	\$ 276,716.00	13.00
19	Remove and Dispose Offset of Existing Concrete Walkways and Driveways (All Thicknesses), Complete in Place	15.00	\$ 12,780.00	32.50	\$ 27,680.00	48.00	\$ 40,896.00	14.00
20	Remove and Dispose of Brick Paver, Stone, and Gravel Driveway (All Thicknesses), Complete in Place	15.00	\$ 9,360.00	31.50	\$ 19,719.00	48.00	\$ 30,048.00	20.00
21	Remove and Dispose of Concrete Heaviest	15.00	\$ 10,935.00	10.00	\$ 7,290.00	45.00	\$ 32,805.00	14.00
22	Remove and Dispose of Concrete Heaviest	800.00	\$ 7,200.00	800.00	\$ 7,200.00	1,450.00	\$ 13,050.00	1,000.00
23	Remove and Dispose Existing TIE (POT Types, Stees and Complete in Place	15,000.00	\$ 15,000.00	190.00	\$ 1,900.00	4,650.00	\$ 46,500.00	2,000.00
24	Brick Paving and Abandon Existing Driveway Culverts, Complete in Place	800.00	\$ 1,600.00	750.00	\$ 1,500.00	2,900.00	\$ 5,800.00	1,250.00
25	Remove and Dispose Existing Storm Sewer, All Sizes, Complete in Place	1,500.00	\$ 37,500.00	2.50	\$ 62.50	48,750.00	\$ 48,750.00	1,000.00
26	Remove and Dispose Existing Storm Sewer, All Sizes, Complete in Place	25.00	\$ 8,050.00	27.50	\$ 8,850.00	38.00	\$ 12,236.00	22.00
SUBTOTAL SECTION 3 - DEMOLITION ITEMS \$ 189,839.00								
SECTION 4 - PAVING ITEMS								
27	6 inch Concrete Driveways, including 6 inch Cement Slab	75.00	\$ 108,150.00	105.00	\$ 157,410.00	114.00	\$ 164,388.00	120.00
28	4 1/2 inch Concrete Walkways, Complete in Place	3,000.00	\$ 3,000.00	75.00	\$ 2,625.00	98.00	\$ 3,930.00	100.00
29	Concrete Heaviest, Complete in Place	3,500.00	\$ 3,500.00	17,500.00	\$ 17,500.00	9,500.00	\$ 9,500.00	7,500.00
30	Reinforced Concrete Pavement (6" Thick)	15.00	\$ 9,000.00	86.00	\$ 5,160.00	179.00	\$ 10,740.00	180.00
31	HWOC Type "B" Surface Course (2" Thick) (Roadway)	15.00	\$ 9,000.00	15.00	\$ 9,000.00	42.00	\$ 25,200.00	45.00
32	HWOC Type "B" Surface Course (2" Thick) (Roadway)	15.00	\$ 9,000.00	15.00	\$ 9,000.00	42.00	\$ 25,200.00	45.00
33	8% Hydrated Lime Slurry for Subgrade, Complete in Place	12.00	\$ 102,440.00	12.50	\$ 106,000.00	33.50	\$ 339,912.00	8.00
34	8% Hydrated Lime Slurry for Subgrade, Complete in Place	315.00	\$ 53,550.00	410.00	\$ 69,700.00	260.00	\$ 41,400.00	380.00
SUBTOTAL SECTION 4 - PAVING ITEMS \$ 1,014,775.96								
TOTAL PROJECT \$ 2,222,215.58								

Item No.	Item Description	Quantity	BIDDER NO. 1		BIDDER NO. 2		BIDDER NO. 3		BIDDER NO. 4		BIDDER NO. 5		Average Extended	
			Unit Price	Extended Price	Unit Price	Extended Price	Unit Price	Extended Price	Unit Price	Extended Price	Unit Price	Extended Price		Average Bid Unit
SECTION 5 - STORM SEWER ITEMS														
33	Type A Grate Inlet Complete in Place	EA	3,950.00	\$ 148,500.00	\$ 97,250.00	\$ 39,950.00	\$ 139,550.00	\$ 4,500.00	\$ 148,500.00	\$ 2,200.00	\$ 71,600.00	\$ 4,250.00	\$ 139,260.00	
34	Type C Precast Concrete Manhole Complete in Place	EA	1,500.00	\$ 45,000.00	\$ 2,500.00	\$ 7,500.00	\$ 1,500.00	\$ 4,500.00	\$ 5,500.00	\$ 1,500.00	\$ 4,500.00	\$ 5,150.00	\$ 15,150.00	
35	24" Rain Basin Complete in Place	EA	1,000.00	\$ 30,000.00	\$ 1,500.00	\$ 1,500.00	\$ 1,500.00	\$ 1,500.00	\$ 1,500.00	\$ 1,500.00	\$ 1,500.00	\$ 1,500.00	\$ 1,500.00	
36	24" Junction Box Complete in Place	EA	13,000.00	\$ 39,000.00	\$ 16,500.00	\$ 49,500.00	\$ 17,000.00	\$ 51,000.00	\$ 18,500.00	\$ 55,500.00	\$ 20,000.00	\$ 60,000.00	\$ 17,650.00	
37	24" x 4' Junction Box Complete in Place w/ Restrictor	EA	13,500.00	\$ 40,500.00	\$ 10,500.00	\$ 31,500.00	\$ 18,500.00	\$ 55,500.00	\$ 21,750.00	\$ 65,250.00	\$ 22,500.00	\$ 67,500.00	\$ 20,150.00	
40	24" x 4' Junction Box Complete in Place	EA	12,000.00	\$ 36,000.00	\$ 19,200.00	\$ 57,600.00	\$ 17,250.00	\$ 51,750.00	\$ 23,000.00	\$ 69,000.00	\$ 21,000.00	\$ 63,000.00	\$ 18,400.00	
41	24" x 6' Junction Box Complete in Place	EA	9,500.00	\$ 28,500.00	\$ 6,750.00	\$ 20,250.00	\$ 10,500.00	\$ 31,500.00	\$ 13.00	\$ 39,000.00	\$ 10,000.00	\$ 30,000.00	\$ 7,350.00	
42	Trench Safety for Storm Sewer, All Depths, Complete in Place	LF	3,319	\$ 9,957.00	\$ 7,011	\$ 20,871.00	\$ 9.00	\$ 29,871.00	\$ 5.00	\$ 16,595.00	\$ 5.00	\$ 16,595.00	\$ 4.40	\$ 14,610.24
43	Reinforced Concrete Pipe, C7.6, Class III, Rubber Gasket (24"	LF	1,138	\$ 34,140.00	\$ 1,138	\$ 34,140.00	\$ 135.00	\$ 153,630.00	\$ 150.00	\$ 171,000.00	\$ 165.00	\$ 187,770.00	\$ 152.00	\$ 172,976.00
44	Reinforced Concrete Pipe, C7.6, Class III, Rubber Gasket (24"	LF	1,138	\$ 34,140.00	\$ 1,138	\$ 34,140.00	\$ 260.00	\$ 295,680.00	\$ 300.00	\$ 341,400.00	\$ 320.00	\$ 365,760.00	\$ 290.80	\$ 329,840.00
45	Reinforced Concrete Box (6'x3')	LF	815	\$ 750.00	\$ 611,250.00	\$ 950.00	\$ 774,250.00	\$ 630.00	\$ 513,900.00	\$ 875.00	\$ 713,125.00	\$ 890.00	\$ 725,350.00	
46	Reinforced Concrete Box (6'x3')	LF	2,000	\$ 600.00	\$ 1,200,000.00	\$ 870.00	\$ 1,740,000.00	\$ 630.00	\$ 1,260,000.00	\$ 875.00	\$ 1,750,000.00	\$ 845.00	\$ 1,615,600.00	
47	Reinforced Concrete Box (6'x3')	LF	2,000	\$ 35.00	\$ 70,000.00	\$ 17.50	\$ 35,000.00	\$ 19.00	\$ 38,000.00	\$ 25.00	\$ 50,000.00	\$ 12.50	\$ 25,000.00	
48	Reinforced Concrete Box (6'x3')	LF	44	\$ 40.00	\$ 1,760.00	\$ 35.00	\$ 1,540.00	\$ 14.00	\$ 616.00	\$ 40.00	\$ 1,760.00	\$ 20.00	\$ 880.00	
49	PVC Pipe, (6-inch)	LF	64	\$ 4.00	\$ 256.00	\$ 3.00	\$ 192.00	\$ 16.00	\$ 1,024.00	\$ 47.00	\$ 3,008.00	\$ 60.00	\$ 3,840.00	
50	PVC Pipe, (6-inch)	LF	90	\$ 50.00	\$ 4,500.00	\$ 50.00	\$ 4,500.00	\$ 32.00	\$ 2,880.00	\$ 50.00	\$ 4,500.00	\$ 70.00	\$ 6,300.00	
51	PVC Pipe, (8-inch)	LF	125	\$ 55.00	\$ 6,875.00	\$ 61.00	\$ 7,625.00	\$ 62.00	\$ 7,750.00	\$ 55.00	\$ 6,875.00	\$ 80.00	\$ 10,000.00	
52	PVC Pipe, (12-inch)	LF	25	\$ 60.00	\$ 1,500.00	\$ 90.00	\$ 2,250.00	\$ 98.00	\$ 2,450.00	\$ 60.00	\$ 1,500.00	\$ 90.00	\$ 2,250.00	
SUBTOTAL SECTION 5 - STORM SEWER ITEMS														
			\$ 1,923,162.00	\$ 2,412,508.19	\$ 1,909,091.00	\$ 2,387,016.00	\$ 2,445,015.00	\$ 2,445,015.00	\$ 2,445,015.00	\$ 2,445,015.00	\$ 2,445,015.00	\$ 2,445,015.00	\$ 2,445,015.00	
SECTION 6 - WATER ITEMS (MVAWA)														
53	6-inch Diameter Water Line, C900 DR18-18 with Restrained J	LF	2,750	\$ 55.00	\$ 151,250.00	\$ 110.00	\$ 302,500.00	\$ 58.00	\$ 159,500.00	\$ 65.00	\$ 178,750.00	\$ 112.00	\$ 308,000.00	
54	6-inch Diameter Water Line, C900 DR18-18 with Restrained J	LF	150	\$ 75.00	\$ 11,250.00	\$ 165.00	\$ 24,750.00	\$ 154.00	\$ 23,100.00	\$ 143.00	\$ 21,450.00	\$ 340.00	\$ 51,000.00	
55	6-inch Diameter Gate Valves, Flue Bonded Epoxy, All Depth	EA	10	\$ 3,200.00	\$ 32,000.00	\$ 2,000.00	\$ 20,000.00	\$ 3,150.00	\$ 31,500.00	\$ 2,450.00	\$ 24,500.00	\$ 7,850.00	\$ 78,500.00	
56	6-inch x 6-inch Tapping Sleeves & Valve with Box, 304SS, Or	EA	2	\$ 1,500.00	\$ 3,000.00	\$ 7,500.00	\$ 15,000.00	\$ 6,950.00	\$ 13,900.00	\$ 6,500.00	\$ 13,000.00	\$ 7,000.00	\$ 14,000.00	
57	2-inch Blow-Off Assembly for Water Line	EA	2	\$ 1,500.00	\$ 3,000.00	\$ 2,100.00	\$ 4,200.00	\$ 4,500.00	\$ 9,000.00	\$ 1,950.00	\$ 3,900.00	\$ 3,000.00	\$ 6,000.00	
58	Fire Hydrant Assembly, Muller Super Centurion 250, Open	EA	6	\$ 5,000.00	\$ 30,000.00	\$ 6,500.00	\$ 39,000.00	\$ 6,950.00	\$ 41,700.00	\$ 7,800.00	\$ 46,800.00	\$ 7,250.00	\$ 43,500.00	
59	Cur. Plug and Abandon Existing 6-inch Diameter Water Lin	EA	3	\$ 1,000.00	\$ 3,000.00	\$ 250.00	\$ 750.00	\$ 950.00	\$ 2,850.00	\$ 1,950.00	\$ 5,850.00	\$ 2,250.00	\$ 6,750.00	
60	1 1/2" -mch Diameter Water Taps and Service Line and Met	EA	21	\$ 1,800.00	\$ 37,800.00	\$ 1,850.00	\$ 38,850.00	\$ 1,650.00	\$ 34,650.00	\$ 1,250.00	\$ 26,250.00	\$ 1,750.00	\$ 36,750.00	
61	1 1/2-inch Diameter Water Taps and Service Line and Met	EA	11	\$ 1,800.00	\$ 19,800.00	\$ 2,850.00	\$ 31,350.00	\$ 2,750.00	\$ 30,250.00	\$ 1,625.00	\$ 17,875.00	\$ 2,500.00	\$ 27,500.00	
SUBTOTAL SECTION 6 - WATER ITEMS (MVAWA)														
			\$ 284,800.00	\$ 476,400.00	\$ 342,350.00	\$ 338,375.00	\$ 342,350.00	\$ 338,375.00	\$ 338,375.00	\$ 338,375.00	\$ 338,375.00	\$ 338,375.00	\$ 338,375.00	

Item No.	Item Description	BIDDER NO. 1		BIDDER NO. 2		BIDDER NO. 3		BIDDER NO. 4		BIDDER NO. 5		Average Extended	
		Unit Price	Extended Price	Unit Price	Extended Price	Unit Price	Extended Price	Unit Price	Extended Price	Unit Price	Extended Price		
SECTION 7 - EXTRA WORK ITEMS													
82	Extra Bedding Material, Cement Stabilized Sand	TON	\$ 45.00	\$ 4,500.00	\$ 15.00	\$ 1,500.00	\$ 36.00	\$ 3,600.00	\$ 65.00	\$ 6,500.00	\$ 35.00	\$ 3,500.00	\$ 3,910.00
83	Borrow Excavate Material	CY	\$ 30.00	\$ 3,000.00	\$ 25.00	\$ 2,500.00	\$ 30.00	\$ 3,000.00	\$ 45.00	\$ 4,500.00	\$ 20.00	\$ 2,000.00	\$ 3,250.00
84	Short-Side Sanitary Sewer Line and Connection, including Cleanout at the ROW	EA	\$ 350.00	\$ 6,950.00	\$ 225.00	\$ 2,822.50	\$ 995.00	\$ 11,940.00	\$ 4,600.00	\$ 45,200.00	\$ 2,200.00	\$ 22,000.00	\$ 20,324.40
65	Cleanout at the ROW	EA	\$ 500.00	\$ 10,000.00	\$ 11.50	\$ 230.00	\$ 875.00	\$ 17,500.00	\$ 1,200.00	\$ 24,000.00	\$ 1,900.00	\$ 38,000.00	\$ 17,946.00
66	Reconnection of 4-inch to 12-inch Yard Drain to Storm Drain	LF	\$ 40.00	\$ 10,000.00	\$ 2.50	\$ 625.00	\$ 35.00	\$ 8,750.00	\$ 20.00	\$ 5,000.00	\$ 80.00	\$ 20,000.00	\$ 8,875.00
67	Porting to locate Existing Utility	EA	\$ 1,500.00	\$ 7,500.00	\$ 100.00	\$ 5,000.00	\$ 950.00	\$ 4,750.00	\$ 1,000.00	\$ 5,000.00	\$ 850.00	\$ 4,250.00	\$ 4,400.00
68	12" Drain Basin, Complete in Place	EA	\$ 1,000.00	\$ 10,000.00	\$ 150.00	\$ 1,500.00	\$ 2,395.00	\$ 23,950.00	\$ 1,350.00	\$ 13,500.00	\$ 1,500.00	\$ 15,000.00	\$ 12,790.00
69	Well Pointing for Dewatering	LF	\$ 50.00	\$ 5,000.00	\$ 10.00	\$ 5,000.00	\$ 22.00	\$ 11,000.00	\$ 50.00	\$ 25,000.00	\$ 35.00	\$ 17,500.00	\$ 16,790.00
70	Block Spalling, Zoysia	SY	\$ 12.00	\$ 12,000.00	\$ 1.20	\$ 1,200.00	\$ 12.00	\$ 12,000.00	\$ 10.00	\$ 10,000.00	\$ 9.00	\$ 9,000.00	\$ 8,840.00
71	6" Concrete Curb, Complete in Place	LF	\$ 30.00	\$ 3,000.00	\$ 6.25	\$ 625.00	\$ 26.00	\$ 2,600.00	\$ 12.50	\$ 1,250.00	\$ 12.00	\$ 1,200.00	\$ 1,055.00
72	Paver and Stone Driveways, Including Salvaged Pavers and	SY	\$ 125.00	\$ 31,250.00	\$ 134.00	\$ 32,750.00	\$ 295.00	\$ 73,750.00	\$ 150.00	\$ 37,500.00	\$ 175.00	\$ 43,750.00	\$ 48,800.00
73	Remove and Dispose Existing Water and Sanitary Lines, All	LF	\$ 35.00	\$ 7,000.00	\$ 14.50	\$ 2,900.00	\$ 18.00	\$ 3,600.00	\$ 35.00	\$ 7,000.00	\$ 20.00	\$ 4,000.00	\$ 4,900.00
	SUBTOTAL SECTION 7 - EXTRA WORK ITEMS			\$ 128,350.00		\$ 49,812.00		\$ 176,040.00		\$ 194,450.00		\$ 185,400.00	\$ 146,810.40
SECTION 9 - Aid Alternate													
74	Integral Color for Concrete Ribbon Curb, Butterfield Color Refer to any approved equipment list, Section 3 Bids/CY, installed in accordance with ASTM C939	LS	\$ 30,000.00	\$ 30,000.00	\$ 18,000.00	\$ 18,000.00	\$ 16,500.00	\$ 16,500.00	\$ 40,000.00	\$ 40,000.00	\$ 25,000.00	\$ 25,000.00	\$ 25,900.00
	SUBTOTAL SECTION 9 - ALTERNATE ITEMS			\$ 30,000.00		\$ 18,000.00		\$ 16,500.00		\$ 40,000.00		\$ 25,000.00	\$ 25,900.00
	TOTAL BASE BID (SECTIONS 4-6)			\$ 3,318,215.00		\$ 4,597,588.00		\$ 4,496,025.00		\$ 4,573,234.46		\$ 4,785,065.00	\$ 4,154,033.89
	TOTAL EXTRA WORK BID (SECTION 7)			\$ 128,350.00		\$ 49,812.00		\$ 176,040.00		\$ 194,450.00		\$ 185,400.00	\$ 146,810.40
	TOTAL ALTERNATE (SECTION 9)			\$ 30,000.00		\$ 18,000.00		\$ 16,500.00		\$ 40,000.00		\$ 25,000.00	\$ 25,900.00
	OVERALL TOTAL (SECTIONS 4-9)			\$ 3,476,615.00		\$ 4,665,400.00		\$ 4,688,565.00		\$ 4,807,684.46		\$ 4,995,465.00	\$ 4,326,744.29

Errors Corrected by Engineer
 *Section B Cash Allowances are not required on this project

Bidder	Points
TB Concrete Construction, Inc.	75
Conrad Construction Co., LTD.	72
Icon GC, LLC	64
Teamwork Construction Services	59
AAA Asphalt Paving, Inc.	57

Rating Category	Description	Firm Name	Icon GC, LLC	AAA Asphalt Paving, Inc.	TB Concrete Construction, Inc.	Teamwork Construction Services	Conrad Construction Co., LTD.
		Weighting Points	Points Received	Points Received	Points Received	Points Received	Points Received
8.1.1	Proposed Project Cost	50	29	27	45	29	24
8.1.2	Experience/Past Performance of Offeror with Similar Projects	10	10	10	10	10	10
8.1.3	Experience and Qualifications of Proposed Key Personnel with Similar Projects	15	15	15	15	15	15
8.1.4	Project Approach	20	5	0	0	0	18
8.1.5	Financial Management (Stability)	P/F	P	P	P	P	P
8.1.6	Other Factors	5	5	5	5	5	5
	Total Score	100	64	57	75	59	72



**CITY OF HUNTERS CREEK VILLAGE
AGENDA DISCUSSION FORM**

AGENDA DATE: December 5, 2023
AGENDA SUBJECT: Discussion and possible action to adopt a resolution suspending CenterPoint Energy Resources Corp. gas rate increase for 90 days.
EXHIBITS: Letters & Resolution

Ms. Mauldin's Direct Line: (512) 322-5890
Email: jmauldin@lglawfirm.com

MEMORANDUM

TO: Cities Served by CenterPoint Gas (Cities)
FROM: Jamie Mauldin
Samantha Miller
DATE: October 31, 2023
RE: CenterPoint – Intent to Change Gas Utility Rates

CONFIDENTIAL/ATTORNEY-CLIENT COMMUNICATION
CITY ACTION REQUIRED NO LATER THAN DECEMBER 4

On October 30, 2023, CenterPoint Energy Resources Corp., d/b/a CenterPoint Energy Entex and CenterPoint Energy Texas Gas (CenterPoint or Company) filed a Statement of Intent to Change Rates in. In the filing, CenterPoint is seeking a \$37.4 million increase in annual non-gas revenue or a 5.8% increase over current adjusted revenues, excluding gas costs. In addition to requesting a change in rates, the Company is proposing to consolidate the Houston, Texas Coast, South Texas and Beaumont/East Texas Divisions into a new single division, the Texas Division.

In order to represent all cities in the new Texas Division who retain their original jurisdiction, we have created the coalition Cities Served by CenterPoint Gas (Cities). Cities have engaged the services of consultants to review CenterPoint's filing. The consultants will review the filing and identify adjustments that should be made to CenterPoint's request. We are recommending that Cities adopt the resolution authorizing membership of the City into the Cities Served by CenterPoint Gas coalition and suspending the effective date of CenterPoint's proposed rate increase.

The Gas Utility Regulatory Act permits cities to suspend the rate change for 90 days after the date the rate change would otherwise be effective. The resolution allowing suspension of the rate change must be passed before the December 4, 2023, effective date. **Accordingly, we request that each city schedule the draft suspension resolution included with this memorandum for consideration at their next council meeting.**

If you have any concerns or questions, please do not hesitate to contact us. We appreciate your continued support.

1720/51/8708341

**MODEL STAFF REPORT REGARDING CENTERPOINT ENERGY
RESOURCES CORP., D/B/A CENTERPOINT ENERGY ENTEX AND
CENTERPOINT ENERGY TEXAS GAS'S STATEMENT OF INTENT TO
CHANGE RATES IN THE TEXAS DIVISION**

**ACTION MUST BE TAKEN TO SUSPEND THE EFFECTIVE DATE ON OR BEFORE
DECEMBER 4, 2023**

On October 30, 2023, CenterPoint Energy Resources Corp., d/b/a CenterPoint Energy Entex and CenterPoint Energy Texas Gas (CenterPoint or Company), filed a Statement of Intent seeking to change rates in the Texas Division. In the filing, the Company asserts it is entitled to a \$37.4 million increase in annual non-gas revenue or a 5.8% increase over current adjusted revenues, excluding gas costs. In addition to requesting a change in rates, the Company is proposing to consolidate the Houston, Texas Coast, South Texas and Beaumont/East Texas Divisions into a new single division, the Texas Division.

The law provides that a rate request made by a gas utility cannot become effective until at least 35 days following the filing of the application to change rates. CenterPoint has proposed an effective date of December 4, 2023. The law permits the City to suspend the rate change for 90 days after the date the rate change would otherwise be effective. **If the City fails to take some action regarding the filing before the effective date, CenterPoint's rate request is deemed administratively approved.**

Purpose of Resolution:

The purpose of the Resolution is to authorize membership of the City into the Cities Served by CenterPoint Gas coalition, to extend the effective date of the Company's proposed rate increase, and to give the City time to review the rate-filing package. The resolution suspends the December 4, 2023 effective date of the Company's request for the maximum period permitted by law to allow the City to evaluate the filing, determine whether the filing complies with law, and if lawful, to determine what further strategy to pursue, including settlement and ultimately to approve reasonable rates. The Resolution must be passed before December 4, 2023.

Explanation of "Be It Ordained" Paragraphs:

Section 1. This section incorporates the "whereas" provisions in preamble into the Resolution.

Section 2. The City is authorized to suspend the rate change for 90 days after the date that the rate change would otherwise be effective so long as the City has a legitimate purpose. Time to study and investigate the application is always a legitimate purpose. Please note that the resolution refers to the suspension period as the "maximum period allowed by law" rather than ending by a specific date. This is because the Company controls the effective date and can

extend its effective date and, therefore, extend the deadline for final city action to increase the time that the City retains jurisdiction (for example, if necessary to reach settlement on the case).

If the effective date is not otherwise extended by the Company, the City must take final action on CenterPoint's request to raise rates by December 4, 2023.

Section 3. This section confirms that the City has authorized formal membership into the Cities Served by CenterPoint Gas (Cities) and authorizes the hiring of outside attorneys and consultants to work on this matter.

Section 4. This section explains that, as a member of Cities, the City will work with the coalition to review the application to insure fair and just rates and authorizes intervention in the Railroad Commission proceeding.

Section 5. By law, the Company must reimburse the cities for their reasonable rate case expenses. Legal counsel and consultants approved by Cities will present their invoices to Cities which will then seek reimbursement from CenterPoint. The City will not incur liability for payment of rate case expenses by adopting a suspension resolution.

Section 6. This section merely recites that the resolution was passed at a meeting that was open to the public and that the consideration of the resolution was properly noticed.

Section 7. This section provides that both CenterPoint's designated representative and counsel for Cities will be notified of the City's action by sending a copy of the approved and signed resolution to certain designated individuals.

Section 8. This section identifies the effective date of the Resolution as the time it is adopted.

Recommendation

The City Staff recommends adoption of the resolution suspending the effective date of CenterPoint's proposed rate increase.

RESOLUTION NO. _____

A RESOLUTION BY THE CITY OF HUNTERS CREEK VILLAGE, TEXAS AUTHORIZING AND APPROVING MEMBERSHIP IN THE CITIES SERVED BY CENTERPOINT GAS (CITIES) FOR THE PURPOSE OF PROTECTING THE INTEREST OF THE CITY AND ITS CITIZENS WITH RESPECT TO CENTERPOINT MATTERS; FURTHER SUSPENDING THE DECEMBER 4, 2023 EFFECTIVE DATE OF THE STATEMENT OF INTENT OF CENTERPOINT ENERGY RESOURCES CORP., D/B/A CENTERPOINT ENERGY ENTEX AND CENTERPOINT ENERGY TEXAS GAS TO CHANGE RATES IN THE TEXAS DIVISION; TO PERMIT THE CITY TIME TO STUDY THE REQUEST AND TO ESTABLISH REASONABLE RATES; FINDING THAT THE CITY'S REASONABLE RATE CASE EXPENSES SHALL BE REIMBURSED BY THE COMPANY; AUTHORIZING PARTICIPATION WITH THE CITIES SERVED BY CENTERPOINT GAS; HIRING LEGAL AND CONSULTING SERVICES TO NEGOTIATE WITH THE COMPANY AND DIRECT ANY NECESSARY LITIGATION AND APPEALS; FINDING THAT THE MEETING AT WHICH THIS RESOLUTION IS PASSED IS OPEN TO THE PUBLIC AS REQUIRED BY LAW; REQUIRING NOTICE OF THIS RESOLUTION TO THE COMPANY AND LEGAL COUNSEL.

WHEREAS, on or about October 30, 2023, CenterPoint Energy Resources Corp., d/b/a CenterPoint Energy Entex and CenterPoint Energy Texas Gas (CenterPoint or Company) filed with the City of Hunters Creek Village (City) and the other affected Texas municipalities a Statement of Intent seeking to change rates within the Texas division to be effective December 4, 2023; and

WHEREAS, the City is a regulatory authority with an interest in the rates and charges of CenterPoint; and

WHEREAS, the Cities Served by CenterPoint Gas (Cities) is a coalition of similarly situated cities served by CenterPoint that have joined together to efficiently and cost effectively review and respond to gas issues affecting rates charged in CenterPoint's service area; and

WHEREAS, the Cities Served by CenterPoint Gas (Cities) has hired outside consultants to review the Company's filing, negotiate with the Company, make recommendations regarding reasonable rates and to direct any necessary administrative proceedings or court litigation associated with an appeal of city action; and

WHEREAS, the Gas Utility Regulatory Act § 104.107 grants local regulatory authorities the right to suspend the effective date of proposed rate changes for ninety (90) days; and

WHEREAS, the City retains its rights as a city with original jurisdiction including the right to suspend the application; and

WHEREAS, the City's consultants and attorneys recommend that the City suspend the application for further review.

WHEREAS, CenterPoint has filed an application with the Railroad Commission that could become the docket into which appeals of city action on the CenterPoint filing are consolidated;

WHEREAS, the Gas Utility Regulatory Act § 103.022 provides that costs incurred by Cities in ratemaking activities are to be reimbursed by the regulated utility.

NOW, THEREFORE, BE IT ORDAINED BY THE CITY COUNCIL OF THE CITY OF HUNTERS CREEK VILLAGE, TEXAS:

SECTION 1. That the findings and recitations set out in the preamble of this Resolution are found to be true and correct and are hereby adopted by the City Council and made a part hereof for all purposes.

SECTION 2. That the December 4, 2023, effective date of the request to increase rates submitted by CenterPoint on or about October 30, 2023, be suspended for the maximum period allowed by law to permit adequate time to review the proposed changes and to establish reasonable rates.

SECTION 3. That the City is a member of the Cities Served by CenterPoint Gas (Cities) municipalities in this proceeding and, subject to the right to terminate employment at any time, hereby authorizes the hiring of Jamie L. Mauldin of the law firm of Lloyd Gosselink Rochelle and Townsend, P.C., Karl J. Nalepa of the consulting firm of ReSolved Energy Consulting, L.L.C., and Lane Kollen of J. Kennedy & Associates, Inc., as well as any additional consultants deemed necessary, to review the Company's filing, negotiate with the Company, make recommendations regarding reasonable rates and to direct any necessary administrative proceedings or court litigation associated with an appeal of city action.

SECTION 4. That the City shall work with Cities in the review and evaluation of whether the proposed rates are appropriate, fair, just, and reasonable; and intervene as a necessary party in the Railroad Commission of Texas' consideration of the CenterPoint rate filing as it affects the customers in the unincorporated areas of CenterPoint's Texas Division.

SECTION 5. That the City's reasonable rate case expenses shall be reimbursed in full by CenterPoint.

SECTION 6. That it is hereby officially found and determined that the meeting at which this Resolution is passed is open to the public as required by law and the public notice of the time, place, and purpose of said meeting was given as required.

SECTION 7. That a copy of this Resolution shall be sent to Keith L. Wall, CenterPoint Energy, at P.O. Box 2628, Houston, Texas 77252-2628, and to Jamie L. Mauldin at Lloyd Gosselink Rochelle & Townsend, P.C., 816 Congress Avenue, Suite 1900, Austin, Texas 78701.

SECTION 8. That this Resolution shall be and become effective from and after its adoption.

APPROVED AS TO FORM:

CITY ATTORNEY

I, _____, Secretary of the City Council of the City of _____, Texas, do hereby certify that the foregoing is a true and correct copy of a Resolution adopted by the City Council of the City of _____, Texas, at its regular meeting held of the _____ day of _____, 2023, as the same appears in the records of this office.

IN TESTIMONY WHEREOF, I subscribe my name hereto officially under the corporate seal of the City of _____ this _____ day of _____, 2023.

Secretary for the City Council
of the City of _____, Texas



**CITY OF HUNTERS CREEK VILLAGE
AGENDA DISCUSSION FORM**

AGENDA DATE: December 5, 2023
AGENDA SUBJECT: Discussion and possible action to approve the holding of a joint election with the Spring Branch ISD in May 2024, and to authorize the Mayor and City Administrator to negotiate the terms of an agreement with the School District.

EXHIBITS: Agreement

Interlocal Cooperation Agreement for Joint Elections

Pursuant to the Interlocal Cooperation Act, Chapter 791 of the Texas Government Code, this Interlocal Agreement (the "Agreement") is made and entered into between Spring Branch Independent School District ("SBISD") and City of Hunters Creek Village ("Hunters Creek"), together, the "Entities," for the purpose of the Parties conducting joint elections pursuant to Texas Election Code, Chapter 271, and Texas Education Code, Section 11.0581.

Preamble

WHEREAS, SBISD is a political subdivision and independent school district of the State of Texas and will conduct a trustee election on May 4, 2024;

WHEREAS, Hunters Creek is a municipality of the State of Texas located partially in SBISD and will conduct a mayoral and/or city council election on May 4, 2024;

WHEREAS, Chapter 271 of the Texas Election Code authorizes joint elections if the elections ordered by two or more political subdivisions are to be held on the same day in all or part of the same territory;

WHEREAS, Section 11.0581 requires that an election of trustees of an independent school district shall be held on the same date as the election for the members of the governing body of the municipality located in the school district as a joint election; the voters of a joint election shall be served by common polling places consistent with Section 271.003(b);

WHEREAS, SBISD and Hunters Creek have determined that it is in the best interests of SBISD, Hunters Creek, and the citizens thereof, to enter into a joint election agreement for the purpose of sharing election equipment, election supplies, election workers, tabulation services, polling locations, and electronic voting equipment; and

WHEREAS, SBISD and Hunters Creek shall each order their elections for May 4, 2024 and each shall pass a resolution agreeing to a joint election.

THEREFORE, BE IT RESOLVED THAT SBISD and the City of Hunters Creek Village agree as follows:

1. Chief Election Official. Each Entity agrees to appoint a Chief Election Official who shall coordinate, supervise, and handle all aspects of administering the Joint Election as provided in this Agreement.
2. Conduct of Election. Although the Entities may share election responsibilities, judges, clerks and other election workers as part of the Joint Election covered by this Agreement, each Entity shall remain responsible for the lawful conduct of its election. The Entities acknowledge and agree that any election duty related to the lawful conduct of an election not expressly provided for in this Agreement is retained by each Entity. Responsibilities retained by each Entity include, but are not limited to, receipt of applications for a position on the ballot, ballot position drawings, correspondence with candidates concerning ballot applications and/or

candidate unopposed status, campaign finance reporting, and posting and publication of required election notices.

3. Legal Documents. Each Entity shall be responsible for the preparation, adoption, posting and publication of all required election orders, resolutions, and notices required by the Texas Election Code and/or other applicable law. Preparation of the necessary materials for notices and official ballot language shall be the responsibility of each Entity, including translation to languages other than English. Each Entity shall prepare its own submission, if required, to the United States Department of Justice for preclearance of its election, pursuant to the Voting Rights Act of 1965, as amended.
4. Early Voting by Personal Appearance. The Entities agree to conduct joint early voting by personal appearance. Early voting by personal appearance will be held at the locations, dates, and times authorized and ordered by the governing body of each party to this Agreement. Any qualified voter of the Joint Election may vote early by personal appearance at any one of the joint early voting location as established by SBISD.
5. Early Voting by Mail. The Entities shall conduct joint early voting by mail. SBISD's Early Voting Clerk shall serve as the Early Voting Clerk for the joint election. SBISD shall be responsible for mail ballots and any other supplies required by the Early Voting Clerk and shall be responsible for all other aspects of early voting by mail, including but not limited to, receiving applications for ballots by mail and mailing and receiving ballots by mail. Hunters Creek shall be responsible for forwarding any applications for ballots by mail it receives to SBISD's Early Voting Clerk within 24 hours of receipt.
6. Polling Places. The Parties shall have one common polling places on Saturday, May 4, 2024, Election Day, at Spring Branch Middle School, 1000 Piney Point, Houston, Texas 77024 (the "Common Polling Place").
7. Joint Ballot. The Entities agree to a joint ballot. Preparation of the necessary materials for each Entity's official ballot shall be the responsibility of each party to this Agreement, including translation to languages other than English. Hunters Creek shall furnish SBISD a list of candidates and/or propositions showing the order and the exact manner in which the candidate names and/or proposition(s) are to appear on the official ballot (including titles and text in each language in which the Entity's ballot is to be printed). This list shall be delivered to SBISD as soon as possible following Hunters Creek's candidate position drawing and not later than a reasonable deadline to be set by SBISD and communicated to Hunters Creek in writing. Hunters Creek agrees that SBISD shall not be responsible for the wording of the ballot language provided by

Hunters Creek. SBISD shall provide Hunters Creek with a ballot proof prior to finalizing the ballot for the joint election. Hunters Creek shall be responsible for proofreading and approving the ballot insofar as it pertains to Hunters Creek's candidates and/or propositions.

8. Election Judges and Clerks. SBISD shall be responsible for the appointment, compensation and training of all election officials for each Election Day and early voting polling location designated by SBISD. This includes the appointment of all judges, clerks and central counting station and early voting ballot board personnel. SBISD shall make emergency appointments of election officials if necessary. SBISD also shall notify all election judges of their appointment. Pay rates for election workers shall comply with the hourly rates required by the Texas Election and Administrative Codes for election judges and clerks. Judges and alternate judges shall also be compensated \$35.00 to attend election training. All joint polling place election workers shall receive these standardized rates of pay.
9. Voting Equipment and Election Supplies. The Entities agree to use electronic voting equipment and supplies approved by the Texas Secretary of State for the polling locations and central counting station covered by this Agreement. SBISD shall arrange for and order all equipment and supplies (i.e. election kits, official ballots, sample ballots, tabulation equipment, voter registration lists, and all forms, signs, and maps) and shall arrange delivery of the equipment and supplies to all polling places covered designated by SBISD, including the central counting station. Paper ballots will not be used by SBISD or by Hunters Creek for voting on election-day, except for provisional ballots or in the instance of electrical outages or electronic equipment failure. Hunters Creek acknowledges that the electronic voting system is highly technical and that it is conceivable that, despite the efforts of the parties, it might fail during the election. Hunters Creek agrees that should the electronic voting system fail, it will not make any claim against SBISD for damages of any kind, including but not limited to, damages incurred by Hunters Creek for having to conduct a second election as a result of such failure.
10. Early Voting Ballot Board. SBISD shall appoint an Early Voting Ballot Board (EVBB) to process early voting mail ballots received by the Entities. The EVBB shall consist of a presiding judge and at least two other members. Upon recommendation by the presiding judge, SBISD shall appoint any additional EVBB members needed. Tabulation of each Entity's mail ballots shall be conducted separately by the Early Voting Ballot Board at the central counting station on election night, at no cost to Hunters Creek. A signature verification committee may be appointed in any election under this Agreement. SBISD's early voting clerk shall be responsible for determining whether a signature verification committee is to be appointed for a particular election. If the clerk determines that a signature verification committee is to be appointed, the clerk shall issue a written order calling for the appointment in accordance with the requirements of the Election Code. Appointment to the signature verification committee shall be made by the Board of Trustees of

SBISD in accordance with the requirements of the Election Code.

11. Central Counting Station. SBISD shall be responsible for establishing and operating the central counting station to receive and tabulate the voted ballots in accordance with the provisions of Chapter 127 of the Texas Election Code. SBISD also shall be responsible for conducting any post-election manual recounts required by Section 127.201 of the Texas Election Code. Hunters Creek may provide a representative at the Central Counting Station on election night to receive the unofficial tabulation of the election. Alternatively, Hunters Creek may request that SBISD provide the election results via another means such as email. However, if an alternative means is used, SBISD shall not be responsible for technical problems with transmission. Each party to this Agreement shall be responsible for canvassing its own election returns. Central counting station personnel will be provided at no cost to Hunters Creek.
12. Logic & Accuracy Tests. SBISD shall arrange and schedule the logic and accuracy testing for the tabulation equipment prior to its use in the election as required by Chapter 127 of the Texas Election Code and shall be responsible for publishing the required public notice of the date, time, and place of the logic and accuracy testing. The Entities agree and acknowledge that it shall be the responsibility of electronic voting equipment manufacturer to program and test all election equipment in accordance with the requirements of the Texas Election Code, and it is further agreed and understood that by entering into this Agreement, SBISD does not assume any responsibility for the programming or testing of the electronic voting equipment used in the election.
13. Cancellation of Election. Either Entity may withdraw from this Agreement and the Joint Election should it cancel its election in accordance with Sections 2.051 - 2.053 of the Texas Election Code. If an Entity cancels its election, it shall promptly notify the other Entity in writing and shall be responsible only for its share of prorated expenses through the date of cancellation. The Entity remaining in the election shall then assume full responsibility and expense for conducting its own election. The Entity cancelling its election shall be responsible for preparing all orders, resolutions, and certifications associated with canceling its election pursuant to Chapter 2 of the Texas Election Code. In the event that other entities have joined in the Joint Election, and SBISD cancels its election, each remaining entity shall assume full responsibility and expense for conducting its own election. In the event that SBISD cancels its election, any remaining entity desiring SBISD to conduct its election shall make its request in writing. Should SBISD accept the entity's request, the Entity shall assume full responsibility for expenses associated with the election. In that event, polling locations (early and election-day) shall be determined by SBISD.
14. Expenses of Joint Election. Services provided to Hunters Creek under this Agreement shall be a flat fee of \$250, unless SBISD cancels its election and Hunters Creek does

not, or Hunters Creek requires a runoff election. In those instances, SBISD shall prepare and submit an invoice to Hunters Creek for Hunters Creek's expenses of conducting their election, which invoice shall be due and payable within thirty (30) days of receipt thereof. The Entities shall meet, if necessary, following the Joint Election to review administration and/or the expenses of the Joint Election. Hunters Creek agrees and acknowledges that SBISD may from time to time invite other entities who serve voters within the same boundaries to join the Joint Election. Under such circumstances, election expenses allocated under this Agreement shall be borne proportionately by all Entities participating in the Joint Election.

15. Election Records. Each Entity hereby appoints its Chief Election Official as the general custodian of the voted ballots and **all** records of the Joint Election as authorized by Section 271.010 of the Texas Election Code. The Chief Election Officials shall work cooperatively with one another, sharing records and materials as needed. Access to the each Entity's election records shall be available to that Entity upon request as well as to the public in accordance with applicable provisions of the Texas Election Code and the Texas Public Information Act. The election records for the electronically voted ballots shall be stored by the Chief Election Official of each Entity. Each Chief Election Official shall ensure that the records are maintained in an orderly manner so that the records are clearly identifiable and retrievable. Records of the election shall be retained and disposed of in accordance with the provisions of Section 66.058 of the Texas Election Code. If records of the election are involved in any pending election contest, investigation, litigation, or open records request, each Entity shall maintain the records until final resolution or until final judgment, whichever is applicable. It is the responsibility of each Entity to bring to the attention of its records custodian notice of any pending election contest, investigation, litigation or open records request which may be filed with the Entity.
16. Joint Election Preserved. This joint election agreement shall be preserved for the period for preserving the precinct election records.
17. Recounts. A recount may be obtained as provided by Title 13 of the Texas Election Code. If either Entity requires a recount, it is understood and agreed that SBISD shall be responsible for the supervision of the recount and shall appoint all personnel for the recount. The entities agree to work cooperatively with one another, promptly making available all election records, equipment, and supplies (including ballots, ballot boxes, and voting equipment) requested by the Entity conducting the recount. All costs of the recount shall be borne by the Entity requiring therecount.
18. Entire Agreement/Amending This Agreement. The Parties agree that this Agreement is the entire agreement between SBISD and Hunters Creek and supersedes any previous oral or written agreements. This Agreement may be amended only by the mutual agreement of the Parties, in a writing to be attached to and incorporated in this Agreement.
19. Source of Payment. Local funds expended will be from current revenues available to

the paying party.

20. Term of Agreement. The term of this Agreement shall be for a period of one **(1)** year, commencing on the effective date hereof.
21. No Assignment. This Agreement may not be assigned.
22. Construction and Venue. This Agreement shall be construed under the laws of the State of Texas; mandatory and exclusive venue in any action arising out of this Agreement shall be in Harris County, Texas.
23. Authorized by Governing Body. Each party acknowledges that this Agreement has been authorized by the governing bodies of both SBISD and Hunters Creek.
24. No Third Party Beneficiary. Neither this Agreement, nor any term or provision hereof, nor any inclusion by reference, shall be construed as being for the benefit of any party not a signatory hereto.
25. Notice. Notice under this Agreement must be in writing and may be delivered by hand delivery, fax or by certified mail to each Entity's Chief Election Official at the addresses listed on their respective signature blocks below.

CHIEF ELECTION OFFICIALS:

DATE

Signature: _____
Printed Name: Christine A. Porter
Political Subdivision: Spring Branch Independent School District
Address: 955 Campbell Road
City, State Zip: Houston, Texas 77024
Telephone: (713) 251-2213
Fax: (713) 251-9185
Email: christine.porter@springbranchisd.com

DATE

Signature: _____
Printed Name: _____
Political Subdivision: Hunters Creek Village
Address: 1 Hunters Creek Place
City, State Zip: Houston, Texas 77024
Telephone: _____
Fax: _____
Email: _____

Agreed this ____ day of _____, 202_

Agreed this ____ day of _____, 202_

President
Board of Trustees of
Spring Branch Independent
School District

Mayor
City of Hunters Creek Village



**CITY OF HUNTERS CREEK VILLAGE
AGENDA DISCUSSION FORM**

AGENDA DATE: December 5, 2023
AGENDA SUBJECT: Discussion and possible action to approve Amendment No. 5 to the Village Fire Department's 2023 Budget making intra-budgetary transfers totaling \$146,651.00.

EXHIBITS: Amendment 2023-05

TO: Wendy Baimbridge, City of Hedwig Village
Gerardo Barrera, City of Bunker Hill Village
Bobby Pennington, City of Piney Point Village
John McDonald, City of Spring Valley Village
Tom Fullen, City of Hunters Creek Village
Cassie Stephens, City of Hilshire Village

CC: Village Fire Department Commissioner and Alternates

From: Marlo Longoria
Date: November 8, 2023
Re: 2023-05 Budget Amendment

During a special fire commission board meeting on November 7, 2023, the Village Fire Department Board of Commissioners unanimously approved the intra-budgetary transfers listed below and request a budget amendment 2023-05 of \$146,651 to be considered at your next council meeting. The 2023 budget has a projected overall surplus of \$137,966.39 with the proposed amendment.

The surplus was calculated by the category balance for capital expenditure of \$16,777.66, personnel expenditure of \$73,646.64, operational expenditure of \$35,365.74, and additional income of projected YE interest of \$12,176.35. The excess in various areas relieves the deficit of \$146,651 in other areas of the budget. All items listed below will **NOT** result in additional assessments in 2023, it only identifies the projected line items that are being adjusted for 2023.

Please place this budget amendment on your agenda for consideration and advise us on your council's action in writing.

Thank you,

Marlo Longoria

Enclosed- Proposed 2023-05 Amendment

Budget Line-Item Increases

Capital Expenditures: (Possible Insurance Reimbursement)

Protective Gear: \$125,000 to \$140,810

This is the gear that was damaged during an HFD chemical fire. Houston is seeking reimbursement from the building owner but will not be remedied soon. We have filed a claim with our insurance. Total claim filed \$18,722.79.

Total transferred:

\$15,810

Total Capital Expenditure Increase: \$15,810

Personnel Expenditures:

Salaries Overtime: \$504,000 to \$560,817

Two employees are out on injury. Adjustments to time off have been made that should keep us within budget. Also increased to address any unforeseen circumstances.

Total transferred:

\$56,817

Disability Insurance: \$26,432 to \$33,000

This is the latest projection LTD tied to salaries to true up the line item.

Total transferred:

\$6,568

Retirement: \$ 372,991 to \$373,951

This is the latest projection tied to salaries, 457, OT, and cert pay. Adjusting to true up line item.

Total transferred:

\$960

Unemployment claim: \$0.00 to \$10,000

Unemployment taxes and fees for terminated employees.

Total transferred:

\$10,000

Total Personnel Expenditure Increase: \$74,345

Operational Expenditures:

Gas & Oil: \$55,000 to \$84,514

Overage is dependent on fuel inventory at the year-end and cities' payment of invoices.

Total transferred:

\$29,514

Insurance-Casualty: \$67,576 to \$94,558

1st Quarter insurance policy for 2023-2024 \$20,073

Fuel Insurance policy and increased prem. \$3,673
Increased agreed value \$3,876.
Total transferred:
\$26,982

Total Operations Expenditures Increase: \$56,496

Total Budget Line-Item Increase: \$146,651

Budget Line-Item Decreases

Personnel Expenditures:

Salaries: \$5,093,944 to \$5,041,944
To end of year including hiring 1 person on 12/1/2023 gives a surplus on this 52,932.02.
Total transferred:
\$52,000

Hospitalization: \$1,120,284 to \$1,040,284
To end-of-year projection of surplus in line item \$83,868.81
Total transferred:
\$80,000

Total Personnel Expenditures Decrease: \$132,000

Operational Expenditures:

Public Utilities: \$75,000 to \$60,349
To the end of the year with a surplus of \$14,651
Total transferred:
\$14,651

Total Operations Expenditures Decrease: \$14,651

Total Budget Line-Item Decrease: \$146,651

****All end-of-year amounts are projected at an estimated rounded cost****



**CITY OF HUNTERS CREEK VILLAGE
AGENDA DISCUSSION FORM**

AGENDA DATE: December 5, 2023
AGENDA SUBJECT: Discussion and possible action to approve an ordinance amending chapter 26 of the code of ordinances of the City of Hunters Creek Village to prohibit the discharge of firearms within the city and to provide an exception for police officers and public officials as necessary to carry out their official duties; providing an effective date; providing a penalty of up to \$500 for each offense; and making other provisions related to the subject.

EXHIBITS: Ordinance

ORDINANCE NO. 2023-939

AN ORDINANCE AMENDING CHAPTER 26 OF THE CODE OF ORDINANCES OF THE CITY OF HUNTERS CREEK VILLAGE TO PROHIBIT THE DISCHARGE OF FIREARMS WITHIN THE CITY AND TO PROVIDE AN EXCEPTION FOR POLICE OFFICERS AND PUBLIC OFFICIALS AS NECESSARY TO CARRY OUT THEIR OFFICIAL DUTIES; PROVIDING AN EFFECTIVE DATE; PROVIDING A PENALTY OF UP TO \$500 FOR EACH OFFENSE; AND MAKING OTHER PROVISIONS RELATED TO THE SUBJECT.

WHEREAS, the City Council finds that, considering the settled and urban nature of the City and the surrounding area, the discharge of firearms within the City presents a significant threat to public health and safety and should be prohibited with certain exceptions;

* * * * *

NOW, THEREFORE, BE IT ORDAINED BY THE CITY COUNCIL OF THE CITY OF HUNTERS CREEK VILLAGE, TEXAS:

Section 1. Amendment. Section 26-1 of Chapter 26 of the Code of Ordinances of the City of Hunters Creek Village is hereby amended to read as shown in the attached Exhibit "A".

Section 2. Publication and effective date. This ordinance shall become effective immediately after publication in accordance with the requirements of state law.

Section 3. Penalty for violation. A violation of Section 1 of this Ordinance shall be punishable by a fine of up to \$500.00 for each offense as more specifically provided in Section 1-8 of the Code of Ordinances.

Section 4. Repeal. This Ordinance is intended to be cumulative and shall not repeal any provision of a previous ordinance or City Code except to the extent that a provision is inconsistent and cannot be reconciled with this ordinance.

Section 5. Severability. In the event any clause, phrase, provision, sentence, or part of this Ordinance, or its application to any person or circumstance, shall for any reason be adjudged invalid or held unconstitutional by a court of competent jurisdiction, it shall not affect, impair, or invalidate this Ordinance as a whole or any part or provision hereof, other than the part declared to be invalid or unconstitutional. The City Council declares that it would have passed each and every

part of this Ordinance notwithstanding the omission of any part that might be declared to be invalid or unconstitutional.

PASSED, APPROVED and ADOPTED this, the ____ day of _____, 2023.

Jim Pappas, Mayor
City of Hunters Creek Village, Texas

ATTEST:

Tom Fullen, City Administrator/acting City Secretary
City of Hunters Creek Village, Texas

DRAFT

EXHIBIT A

Sec. 26-1. - Firearms.

It shall be unlawful to discharge any gun, pistol, or other firearm ~~on or across any public property, or across any thoroughfare or property line~~ anywhere within the city other than within a sports shooting range as that term is defined by state law, ~~except that such firearms may be discharged by any party upon his own property and upon the property of another only when acting in such other person's presence and with his permission.~~ Provided, however, that it shall not be unlawful for a police officer or other public official, or a person acting under their authority, to discharge a firearm within the City as necessary to carry out their official duties.

DRAFT