

**MAYOR**  
Jim Pappas

# CITY OF HUNTERS CREEK VILLAGE

**CITY COUNCIL**  
Stuart Marks  
Fidel Sapien  
Linda Knox  
Chip Cowell  
Jay Carlton



**CITY ADMINISTRATOR**  
Tom Fullen, MPA, CPM

Notice is hereby given of a regular meeting of the City Council of Hunters Creek Village, Texas, to be held on **Tuesday, March 24, 2026, at 6:00 p.m.** in the City Hall at #1 Hunters Creek Place, for the purpose of considering the following agenda items. Councilmember(s) and/or employees may attend this meeting via videoconference as allowed by the Texas Government Code; however, there will be a quorum present at City Hall.

---

Anyone wishing to address the city council during the meeting must notify the City Administrator, Tom Fullen, before the meeting begins by: 1) filling out a speaker request form at the meeting; 2) emailing him at [fullen@cityofhunterscreek.com](mailto:fullen@cityofhunterscreek.com); or 3) calling him at 713-465-2150.

---

- A. Call to order, and the roll of elected and appointed officers will be taken.
- B. Pledge of Allegiance.
- C. **PUBLIC COMMENTS** *At this time, any person with city-related business may speak to the Council. In compliance with the Texas Open Meetings Act, if a member of the public comments or inquires about a subject that is not specifically identified on the agenda, a member of council or a staff member may only respond by giving a statement of specific factual information or by reciting existing policy. The City Council may not deliberate or vote on the matter.*
- D. **REPORTS**
  - 1. City Treasurer Monthly Report **Pgs. 1-6**
  - 2. Police Commissioner Monthly Report **Pgs. 7-31**
  - 3. Fire Commissioner Monthly Report **Pgs. 32-39**
  - 4. Building Official Monthly Report **Pgs. 40-42**
  - 5. City Engineer Monthly Report **Pgs. 43-44**
  - 6. City Administrator Report
  - 7. Mayor and Council Reports and Comments
- E. **CONSENT AGENDA** *The following items are considered routine by the City Council and will be enacted by one motion. There will not be a separate discussion on these items unless a Councilmember requests, in which event, the item will be removed from the general order of business and considered in its normal sequence on the agenda.*

1. Approval of the Minutes of the Regular Meeting on February 24, 2026. [Pgs. 45-49](#)
2. Approval of the Cash Disbursement Journal for February 2026. [Pgs. 50-52](#)
3. Approval of the Resolution appointing Kyle Sears as the City's official representative for the Harris-Galveston Subsidence District. [Pg. 53](#)

F. REGULAR AGENDA

1. Discussion and possible action to decide whether or not to decline the 2026 consumer price index adjustment to the City's telecommunications right-of-way access line rates. [Pgs. 54-56](#)
2. Discussion and possible action to approve or object to CenterPoint Energy Houston Electric, LLC's Annual Franchise Fee Calculation. [Pg. 57](#)
3. Discussion and possible action to approve Change Order No. 6 (Close Out) to reduce the contract with Century Concrete Construction Inc. in the amount of (\$155,813.60) for the Shasta Drive, Pineland Drive, and Lindenwood Drive Reconstruction Project. [Pgs. 58-65](#)

G. EXECUTIVE SESSION It is anticipated that all, or a portion of the discussion of the following items, if any, will be conducted in closed executive session under the authority of the Texas Open Meetings Act. However, no action will be taken on these items until the City Council reconvenes in open session.

1. Texas Government Code, Section 551.071, Consultation with Attorney: A governmental body may conduct a private consultation with its attorney when the governmental body seeks the advice of its attorney about pending or contemplated litigation; or a settlement offer, or on a matter in which the duty of the attorney to the governmental body under the Texas Disciplinary Rules of Professional Conduct of the State Bar of Texas clearly conflicts with Chapter 551 of the Texas Government Code.
  - Floodway / Floodplain (Code compliance, permitting and potential civil enforcement ordinance)

H. RECONVENE into Open Session and consider action, if any, on items discussed in Executive Session.

I. ADJOURNMENT

The City Council may convene a public meeting and then recess into closed executive session to discuss any of the items listed on this agenda, if necessary, and if authorized under Chapter 551 of the Texas Government Code. Situations in which a closed executive session may be authorized by law include, without limitation; (1) consulting with the Council's attorney to seek or receive legal advice concerning pending or contemplated litigation, a settlement offer, or any other matter in which the ethical duty of the attorney to the Council clearly conflicts with the general requirement that all meetings be open, § 551.071; (2) discussing the purchase, exchange, lease, or value of real property, §

551.072; (3) discussing a prospective gift or donation, § 551.073; (4) discussing certain personnel matters, §551.074; and (5) discussing security personnel or devices, § 551.076.

---

CERTIFICATION


I, the undersigned authority, does hereby certify that this Notice of a Meeting was posted on the bulletin board at City Hall, #1 Hunters Creek Place, a place convenient and readily accessible to the general public at all times, and said Notice was posted on the following date and time: March 18, 2026 at 4:00 p.m. and remained so posted continuously for at least three business days before said meeting was convened.

---

Tom Fullen, City Administrator  
Acting City Secretary



The City Hall is wheelchair accessible, and accessible parking spaces are available. Persons with disabilities who plan to attend this meeting and who may need auxiliary aids or services such as interpreters for persons who are deaf or hearing impaired, readers, or large print, are requested to contact the City Secretary's Office at 713.465.2150, by fax at 713.465.8357, or by email at [tfullen@cityofhunterscreek.com](mailto:tfullen@cityofhunterscreek.com). Requests should be made at least 48 hours prior to the meeting. This agenda is posted on the city's website at <http://cityofhunterscreek.com>.



**City of Hunters Creek Village  
Monthly Tax Office Report  
February 28, 2026**

Prepared by: J Matelske, Tax Assessor/Collector

---

A. Current Taxable Value    \$ 3,863,482,332

---

B. Summary Status of Tax Levy and Current Receivable Balance:

	Current 2025 Tax Year	Delinquent 2024 & Prior Tax Years	Total
Original Levy 0.205164	\$ 7,722,431.62		\$ 7,722,431.62
Carryover Balance	-	103,690.47	103,690.47
Adjustments	204,043.42	(1,799.74)	202,243.68
Adjusted Levy	7,926,475.04	101,890.73	8,028,365.77
Less Collections Y-T-D	7,479,246.43	5,665.28	7,484,911.71
Receivable Balance	<u>\$ 447,228.61</u>	<u>\$ 96,225.45</u>	<u>\$ 543,454.06</u>

---

C. COLLECTION RECAP:

Current Month:	Current 2025 Tax Year	Delinquent 2024 & Prior Tax Years	Total
Base Tax	\$ 846,295.22	\$ 1,613.07	\$ 847,908.29
Penalty & Interest	13,404.43	660.64	14,065.07
Attorney Fees	-	542.79	542.79
Other Fees	13.57	-	13.57
Total Collections	<u>\$ 859,713.22</u>	<u>\$ 2,816.50</u>	<u>\$ 862,529.72</u>

Year-To-Date:	Current 2025 Tax Year	Delinquent 2024 & Prior Tax Years	Total
Base Tax:	\$ 7,479,246.43	\$ 5,665.28	\$ 7,484,911.71
Penalty & Interest	13,404.43	1,626.73	15,031.16
Attorney Fees	-	1,546.45	1,546.45
Other Fees	54.57	-	54.57
Total Collections	<u>\$ 7,492,705.43</u>	<u>\$ 8,838.46</u>	<u>\$ 7,501,543.89</u>

Percent of Adjusted Levy	<u>94.53%</u>	<u>94.64%</u>
--------------------------	---------------	---------------



# Budget Report Account Summary

For Fiscal: 2026 Period Ending: 02/28/2026

		Original Total Budget	Current Total Budget	Period Activity	Fiscal Activity	Variance (Unfavorable)	Percent Remaining
<b>Fund: 100 - GENERAL GOVERNMENT (01)</b>							
<b>Revenue</b>							
<a href="#">100-00-41000</a>	CURRENT AD VALOREM TAXES	7,974,206.00	7,974,206.00	1,766,507.99	5,235,756.64	-2,738,449.36	34.34 %
<a href="#">100-00-41005</a>	PREVIOUS AD VALOREM TAXES	15,000.00	15,000.00	5,631.69	6,633.48	-8,366.52	55.78 %
<a href="#">100-00-41010</a>	FRANCHISE TAXES	400,000.00	400,000.00	54,704.46	82,140.18	-317,859.82	79.46 %
<a href="#">100-00-41015</a>	SALES TAXES	800,000.00	800,000.00	98,074.76	276,214.89	-523,785.11	65.47 %
<a href="#">100-00-41020</a>	MIXED DRINK TAX	20,000.00	20,000.00	2,753.82	5,948.18	-14,051.82	70.26 %
<a href="#">100-00-41040</a>	PENALTIES/INTEREST	25,000.00	25,000.00	7,724.08	8,088.34	-16,911.66	67.65 %
<a href="#">100-00-42035</a>	BUILDING PERMITS	350,000.00	350,000.00	45,610.70	91,192.40	-258,807.60	73.95 %
<a href="#">100-00-42036</a>	CONTRACTOR REGISTRATION	10,000.00	10,000.00	1,425.00	2,700.00	-7,300.00	73.00 %
<a href="#">100-00-43056</a>	EMS	0.00	0.00	7,722.00	7,722.00	7,722.00	0.00 %
<a href="#">100-00-43057</a>	CHILD SAFETY FEES	4,000.00	4,000.00	393.90	798.48	-3,201.52	80.04 %
<a href="#">100-00-43070</a>	METRO RECEIPTS	400,000.00	400,000.00	49,037.38	138,107.45	-261,892.55	65.47 %
<a href="#">100-00-44025</a>	TRAFFIC FINES	225,000.00	225,000.00	28,973.86	50,943.20	-174,056.80	77.36 %
<a href="#">100-00-44027</a>	COURT TECHNOLOGY FUND	0.00	0.00	12.00	18.27	18.27	0.00 %
<a href="#">100-00-44028</a>	COURT SECURITY FUND	0.00	0.00	9.00	15.58	15.58	0.00 %
<a href="#">100-00-44029</a>	CONSOLIDATED MUN COURT BLD S...	9,000.00	9,000.00	1,223.94	2,074.36	-6,925.64	76.95 %
<a href="#">100-00-46030</a>	INTEREST INCOME	400,000.00	400,000.00	53,539.11	107,486.02	-292,513.98	73.13 %
<a href="#">100-00-48045</a>	SUBD ST. LIGHTS	35,000.00	35,000.00	0.00	0.00	-35,000.00	100.00 %
<a href="#">100-00-48055</a>	OTHER INCOME	10,000.00	10,000.00	1,800.00	2,700.00	-7,300.00	73.00 %
	<b>Revenue Total:</b>	<b>10,677,206.00</b>	<b>10,677,206.00</b>	<b>2,125,143.69</b>	<b>6,018,539.47</b>	<b>-4,658,666.53</b>	<b>43.63%</b>
<b>Expense</b>							
<a href="#">100-01-71000</a>	SALARIES & WAGES	727,523.00	727,523.00	54,447.92	111,619.19	615,903.81	84.66 %
<a href="#">100-01-71001</a>	LONGEVITY	6,306.00	6,306.00	0.00	0.00	6,306.00	100.00 %
<a href="#">100-01-71002</a>	457B	14,425.00	14,425.00	1,059.82	2,096.31	12,328.69	85.47 %
<a href="#">100-01-71010</a>	PART TIME EMPLOYEE	0.00	25,000.00	2,000.00	3,000.00	22,000.00	88.00 %
<a href="#">100-01-71025</a>	TMRS	213,237.00	213,237.00	17,384.42	35,113.95	178,123.05	83.53 %
<a href="#">100-01-71030</a>	PAYROLL TAXES	56,205.00	56,205.00	4,608.11	9,717.23	46,487.77	82.71 %
<a href="#">100-01-71035</a>	PAYROLL FEES	0.00	3,030.00	226.64	691.11	2,338.89	77.19 %
<a href="#">100-01-71105</a>	INSURANCE BENEFITS	158,700.00	158,700.00	9,915.03	20,595.38	138,104.62	87.02 %
<a href="#">100-01-71107</a>	HRA	4,000.00	4,000.00	0.00	0.00	4,000.00	100.00 %
<a href="#">100-01-71500</a>	MAYOR/COUNCIL ALLOWANCE	18,000.00	18,000.00	1,500.00	3,000.00	15,000.00	83.33 %
<a href="#">100-01-72045</a>	NOTICES & MAILING	10,000.00	10,000.00	314.99	314.99	9,685.01	96.85 %
<a href="#">100-01-72055</a>	OFFICE SUPPLIES & PRINTING	8,500.00	8,500.00	274.31	659.43	7,840.57	92.24 %
<a href="#">100-01-72060</a>	TELEPHONE	15,000.00	15,000.00	1,171.97	1,411.97	13,588.03	90.59 %
<a href="#">100-01-72061</a>	TRAVEL & TRAINING	10,000.00	10,000.00	653.35	653.35	9,346.65	93.47 %
<a href="#">100-01-72062</a>	TUITION REIMBURSEMENT	5,000.00	5,000.00	0.00	0.00	5,000.00	100.00 %
<a href="#">100-01-72063</a>	CERTIFICATION/LICENSE/EDUCATI...	12,000.00	12,000.00	1,200.00	2,400.00	9,600.00	80.00 %
<a href="#">100-01-72065</a>	MACHINE RENTAL MAINTENANCE	1,800.00	1,800.00	0.00	0.00	1,800.00	100.00 %
<a href="#">100-01-72090</a>	MEMBERSHIPS & SUBSCRIPTIONS	5,200.00	7,170.00	1,324.38	1,756.77	5,413.23	75.50 %
<a href="#">100-01-72108</a>	GEN LIABILITY/PROP/WC INS	27,489.00	27,489.00	0.00	0.00	27,489.00	100.00 %
<a href="#">100-01-72109</a>	SURETY BONDS	250.00	250.00	0.00	0.00	250.00	100.00 %
<a href="#">100-01-72110</a>	ELECTIONS	1,500.00	1,500.00	0.00	0.00	1,500.00	100.00 %
<a href="#">100-01-72111</a>	RECORDS MANAGEMENT	500.00	0.00	0.00	0.00	0.00	0.00 %
<a href="#">100-01-72112</a>	CODIFICATIONS	2,600.00	3,100.00	0.00	0.00	3,100.00	100.00 %
<a href="#">100-01-75040</a>	OFFICE EQUIPMENT	5,000.00	5,000.00	0.00	0.00	5,000.00	100.00 %
<a href="#">100-01-76010</a>	COMPUTER SOFTWARE SERVICES	18,900.00	18,900.00	0.00	0.00	18,900.00	100.00 %
<a href="#">100-01-78115</a>	PUBLIC RELATIONS	15,000.00	15,000.00	67.00	1,065.16	13,934.84	92.90 %
<a href="#">100-02-72042</a>	CONSULTING SERVICES	28,000.00	23,000.00	1,700.00	7,849.55	15,150.45	65.87 %
<a href="#">100-02-72085</a>	TAX COLLECTOR/ASSESSOR	68,000.00	68,000.00	0.00	0.00	68,000.00	100.00 %
<a href="#">100-02-72120</a>	AUDITOR	22,743.00	22,743.00	0.00	0.00	22,743.00	100.00 %
<a href="#">100-02-72300</a>	LITIGATION	25,000.00	25,000.00	0.00	0.00	25,000.00	100.00 %

**Budget Report**

**For Fiscal: 2026 Period Ending: 02/28/2026**

		<b>Original Total Budget</b>	<b>Current Total Budget</b>	<b>Period Activity</b>	<b>Fiscal Activity</b>	<b>Variance Favorable (Unfavorable)</b>	<b>Percent Remaining</b>
<a href="#">100-02-72310</a>	CITY ATTORNEY	50,000.00	50,000.00	877.50	877.50	49,122.50	98.25 %
<a href="#">100-02-72502</a>	CITY ENGINEER	78,750.00	78,750.00	0.00	0.00	78,750.00	100.00 %
<a href="#">100-02-78504</a>	TCEQ PHIII STORMWATER PERMIT	15,000.00	15,000.00	0.00	0.00	15,000.00	100.00 %
<a href="#">100-03-72001</a>	VILLAGE FIRE DEPARTMENT	2,355,786.00	2,355,786.00	26,444.50	320,917.75	2,034,868.25	86.38 %
<a href="#">100-03-72005</a>	MEMORIAL VILLAGES POLICE DEPT.	2,860,165.00	2,860,165.00	237,124.80	726,041.80	2,134,123.20	74.62 %
<a href="#">100-04-72015</a>	GARBAGE SERVICE	668,527.00	668,527.00	44,625.49	44,625.49	623,901.51	93.32 %
<a href="#">100-04-72021</a>	STREET LIGHTS-CITY	60,000.00	60,000.00	6,257.93	6,257.93	53,742.07	89.57 %
<a href="#">100-04-72025</a>	UTILITY ACCOUNT	0.00	77,708.00	0.00	0.00	77,708.00	100.00 %
<a href="#">100-04-72057</a>	OFFICE SUPP/PRINTING - PW	2,000.00	2,000.00	25.85	150.81	1,849.19	92.46 %
<a href="#">100-04-72062</a>	TRAVEL/TRAINING - PW	8,500.00	8,500.00	255.10	355.10	8,144.90	95.82 %
<a href="#">100-04-72070</a>	MOSQUITO FOGGING CONTRACT	15,954.00	15,954.00	0.00	0.00	15,954.00	100.00 %
<a href="#">100-04-72091</a>	MEMBERSHIPS/SUBS PW	1,000.00	1,000.00	0.00	0.00	1,000.00	100.00 %
<a href="#">100-04-72205</a>	UNIFORMS-PW	3,600.00	3,600.00	326.16	326.16	3,273.84	90.94 %
<a href="#">100-04-72500</a>	PW-BUILDING INSPECTIONS	70,000.00	70,000.00	0.00	0.00	70,000.00	100.00 %
<a href="#">100-04-72520</a>	TRUCK MAINTENANCE	15,000.00	15,000.00	547.95	547.95	14,452.05	96.35 %
<a href="#">100-04-72530</a>	TRAFFIC LIGHT MAINTENANCE	3,500.00	3,500.00	500.00	500.00	3,000.00	85.71 %
<a href="#">100-04-72540</a>	MOWING CONTRACT	75,000.00	75,000.00	3,328.00	3,328.00	71,672.00	95.56 %
<a href="#">100-04-72541</a>	CONTRACT LABOR	25,000.00	0.00	0.00	0.00	0.00	0.00 %
<a href="#">100-04-72560</a>	LANDSCAPING	30,000.00	14,218.00	0.00	0.00	14,218.00	100.00 %
<a href="#">100-04-72600</a>	ALPR	7,500.00	7,500.00	2,500.00	2,500.00	5,000.00	66.67 %
<a href="#">100-04-75510</a>	MINOR TOOLS & EQUIPMENT	10,000.00	10,000.00	1,000.37	1,000.37	8,999.63	90.00 %
<a href="#">100-04-75550</a>	TRAFFIC SIGNS	3,000.00	3,000.00	0.00	0.00	3,000.00	100.00 %
<a href="#">100-04-76500</a>	STREET & DRAINAGE MAINTENANCE	100,000.00	44,375.00	12,973.90	-2,819.72	47,194.72	106.35 %
<a href="#">100-04-78050</a>	BUILDING MAINTENANCE	30,000.00	23,699.00	2,578.42	3,385.92	20,313.08	85.71 %
<a href="#">100-04-78051</a>	JANITORIAL SERVICE BLDG MAINTEN...	10,998.00	10,998.00	895.15	1,790.30	9,207.70	83.72 %
<a href="#">100-04-78063</a>	STORM DISASTER FUND	300,000.00	300,000.00	0.00	0.00	300,000.00	100.00 %
<a href="#">100-04-78540</a>	URBAN FORESTER	10,000.00	10,000.00	0.00	0.00	10,000.00	100.00 %
<a href="#">100-04-78544</a>	CREDIT CARD PROCESSING FEES	4,000.00	4,000.00	437.68	779.61	3,220.39	80.51 %
<a href="#">100-05-73000</a>	JUDGES & PROSECUTORS	45,000.00	45,000.00	2,987.50	3,437.50	41,562.50	92.36 %
<a href="#">100-05-73020</a>	JURY DUTY FEES	300.00	300.00	0.00	0.00	300.00	100.00 %
<a href="#">100-05-73025</a>	WARRANTS ISSUED	500.00	500.00	0.00	0.00	500.00	100.00 %
<a href="#">100-05-73030</a>	COURT SUPPLIES & PRINTING	2,500.00	2,500.00	289.13	478.27	2,021.73	80.87 %
<a href="#">100-05-73031</a>	COURT TECHNOLOGY	2,000.00	2,000.00	0.00	0.00	2,000.00	100.00 %
<a href="#">100-05-73032</a>	COURT SECURITY	2,300.00	2,300.00	0.00	0.00	2,300.00	100.00 %
<a href="#">100-05-73034</a>	COURT MEMBERSHIPS & SUBSCRIPT..	500.00	500.00	65.00	65.00	435.00	87.00 %
<a href="#">100-05-73035</a>	COURT-TRAVEL & TRAINING	1,500.00	1,500.00	0.00	0.00	1,500.00	100.00 %
<a href="#">100-05-73044</a>	CREDIT CARD FEES	2,500.00	2,500.00	232.45	446.98	2,053.02	82.12 %
<a href="#">100-05-73045</a>	COURT TAX PD TO STATE	80,000.00	80,000.00	0.00	0.00	80,000.00	100.00 %
<a href="#">100-06-75041</a>	COMPUTER EQUIP. & SOFTWARE	22,000.00	22,000.00	0.00	0.00	22,000.00	100.00 %
<a href="#">100-06-75042</a>	GENERATOR/ROOF FOR CITY HALL	110,000.00	110,000.00	0.00	0.00	110,000.00	100.00 %
<a href="#">100-06-78064</a>	CAPITAL RESERVE	200,000.00	200,000.00	0.00	0.00	200,000.00	100.00 %
	<b>Expense Total:</b>	<b>8,763,258.00</b>	<b>8,763,258.00</b>	<b>442,120.82</b>	<b>1,316,937.11</b>	<b>7,446,320.89</b>	<b>84.97%</b>
	<b>Fund: 100 - GENERAL GOVERNMENT (01) Surplus (Deficit):</b>	<b>1,913,948.00</b>	<b>1,913,948.00</b>	<b>1,683,022.87</b>	<b>4,701,602.36</b>	<b>2,787,654.36</b>	<b>-145.65%</b>
<b>Fund: 200 - CAPITAL IMPROVEMENTS (02)</b>							
<b>Expense</b>							
<a href="#">200-01-75038</a>	STREET AND MAINTANANCE - RECU...	200,000.00	200,000.00	19,345.00	19,345.00	180,655.00	90.33 %
<a href="#">200-01-75049</a>	MEMORIAL/VOSS - LONG TERM FU...	949,195.00	949,195.00	0.00	0.00	949,195.00	100.00 %
<a href="#">200-01-75050</a>	REFORESTATION	20,000.00	20,000.00	0.00	0.00	20,000.00	100.00 %
<a href="#">200-01-75053</a>	OUTFALL REPAIRS	125,000.00	125,000.00	0.00	0.00	125,000.00	100.00 %
<a href="#">200-01-75058</a>	STORM SEWER IMPROVEMENTS	0.00	0.00	48,105.40	48,105.40	-48,105.40	0.00 %
<a href="#">200-01-75064</a>	STREET REPLACEMENTS - ONGOING	1,800,000.00	1,800,000.00	0.00	0.00	1,800,000.00	100.00 %
	<b>Expense Total:</b>	<b>3,094,195.00</b>	<b>3,094,195.00</b>	<b>67,450.40</b>	<b>67,450.40</b>	<b>3,026,744.60</b>	<b>97.82%</b>
	<b>Fund: 200 - CAPITAL IMPROVEMENTS (02) Total:</b>	<b>3,094,195.00</b>	<b>3,094,195.00</b>	<b>67,450.40</b>	<b>67,450.40</b>	<b>3,026,744.60</b>	<b>97.82%</b>

**Budget Report**

**For Fiscal: 2026 Period Ending: 02/28/2026**

		Original Total Budget	Current Total Budget	Period Activity	Fiscal Activity	Variance Favorable (Unfavorable)	Percent Remaining
<b>Fund: 210 - CAPITAL IMPROVEMENTS - MEMORIAL REPLACEMENT FUND</b>							
<b>Expense</b>							
<a href="#">210-01-75000</a>	MEMORIAL REPLACEMENT FUND	3,259,196.00	3,259,196.00	0.00	0.00	3,259,196.00	100.00 %
	<b>Expense Total:</b>	<b>3,259,196.00</b>	<b>3,259,196.00</b>	<b>0.00</b>	<b>0.00</b>	<b>3,259,196.00</b>	<b>100.00%</b>
<b>Fund: 210 - CAPITAL IMPROVEMENTS - MEMORIAL REPLACEMENT ...</b>		<b>3,259,196.00</b>	<b>3,259,196.00</b>	<b>0.00</b>	<b>0.00</b>	<b>3,259,196.00</b>	<b>100.00%</b>
	<b>Report Surplus (Deficit):</b>	<b>-4,439,443.00</b>	<b>-4,439,443.00</b>	<b>1,615,572.47</b>	<b>4,634,151.96</b>	<b>9,073,594.96</b>	<b>204.39%</b>

**Group Summary**

Account Typ...	Original Total Budget	Current Total Budget	Period Activity	Fiscal Activity	Variance Favorable (Unfavorable)	Percent Remaining
<b>Fund: 100 - GENERAL GOVERNMENT (01)</b>						
Revenue	10,677,206.00	10,677,206.00	2,125,143.69	6,018,539.47	-4,658,666.53	43.63%
Expense	8,763,258.00	8,763,258.00	442,120.82	1,316,937.11	7,446,320.89	84.97%
<b>Fund: 100 - GENERAL GOVERNMENT (01) Surplus (Deficit):</b>	<b>1,913,948.00</b>	<b>1,913,948.00</b>	<b>1,683,022.87</b>	<b>4,701,602.36</b>	<b>2,787,654.36</b>	<b>-145.65%</b>
<b>Fund: 200 - CAPITAL IMPROVEMENTS (02)</b>						
Expense	3,094,195.00	3,094,195.00	67,450.40	67,450.40	3,026,744.60	97.82%
<b>Fund: 200 - CAPITAL IMPROVEMENTS (02) Total:</b>	<b>3,094,195.00</b>	<b>3,094,195.00</b>	<b>67,450.40</b>	<b>67,450.40</b>	<b>3,026,744.60</b>	<b>97.82%</b>
<b>Fund: 210 - CAPITAL IMPROVEMENTS - MEMORIAL REPLACEMENT ...</b>						
Expense	3,259,196.00	3,259,196.00	0.00	0.00	3,259,196.00	100.00%
<b>Fund: 210 - CAPITAL IMPROVEMENTS - MEMORIAL REPLACEMENT ...</b>	<b>3,259,196.00</b>	<b>3,259,196.00</b>	<b>0.00</b>	<b>0.00</b>	<b>3,259,196.00</b>	<b>100.00%</b>
<b>Report Surplus (Deficit):</b>	<b>-4,439,443.00</b>	<b>-4,439,443.00</b>	<b>1,615,572.47</b>	<b>4,634,151.96</b>	<b>9,073,594.96</b>	<b>204.39%</b>

**Fund Summary**

<b>Fund</b>	<b>Original Total Budget</b>	<b>Current Total Budget</b>	<b>Period Activity</b>	<b>Fiscal Activity</b>	<b>Variance Favorable (Unfavorable)</b>
100 - GENERAL GOVERNMENT (01	1,913,948.00	1,913,948.00	1,683,022.87	4,701,602.36	2,787,654.36
200 - CAPITAL IMPROVEMENTS (0:	-3,094,195.00	-3,094,195.00	-67,450.40	-67,450.40	3,026,744.60
210 - CAPITAL IMPROVEMENTS - N	-3,259,196.00	-3,259,196.00	0.00	0.00	3,259,196.00
<b>Report Surplus (Deficit):</b>	<b>-4,439,443.00</b>	<b>-4,439,443.00</b>	<b>1,615,572.47</b>	<b>4,634,151.96</b>	<b>9,073,594.96</b>

**2026 Municipal Court Recap**

Month	Year 2024						Year 2025						Year 2026							
	Total Cases Filed		Citations vs Warnings		Revenues*		Retained by City		Remitted to State		Total Cases Filed		Citations vs Warnings		Revenues*		Retained by City		Remitted to State	
	'C'	'W'	'C'	'W'							'C'	'W'	'C'	'W'						
Jan.	216	112	104	104	\$23,782	\$14,989	\$8,793	221	97	124	\$21,923	\$14,625	\$7,298	356	135	221	\$23,335	\$15,190	\$8,145	
<b>Feb.</b>	<b>272</b>	<b>130</b>	<b>142</b>	<b>133</b>	<b>\$23,949</b>	<b>\$15,298</b>	<b>\$8,651</b>	<b>263</b>	<b>130</b>	<b>133</b>	<b>\$19,158</b>	<b>\$12,810</b>	<b>\$6,348</b>	<b>343</b>	<b>132</b>	<b>211</b>	<b>\$30,717</b>	<b>\$19,324</b>	<b>\$11,393</b>	
March	278	140	138	138	\$29,019	\$19,833	\$9,186	295	131	164	\$22,618	\$15,309	\$7,309							
April	281	140	141	141	\$25,022	\$17,188	\$7,834	362	178	184	\$20,761	\$13,811	\$6,950							
May	279	134	145	145	\$21,304	\$13,540	\$7,764	261	106	155	\$27,637	\$18,340	\$9,297							
June	203	93	110	110	\$21,522	\$14,445	\$7,077	288	131	157	\$22,169	\$14,805	\$7,364							
July	212	134	78	78	\$17,660	\$11,832	\$5,828	369	163	206	\$26,544	\$17,663	\$8,881							
Aug.	289	177	112	112	\$21,050	\$14,639	\$6,411	409	195	214	\$27,214	\$18,360	\$8,854							
Sept.	280	131	149	149	\$17,686	\$11,211	\$6,475	412	202	210	\$25,607	\$16,354	\$9,253							
Oct.	258	116	142	142	\$24,872	\$16,399	\$8,473	433	184	249	\$43,895	\$28,882	\$15,013							
Nov.	186	87	99	99	\$26,704	\$17,568	\$9,136	406	170	236	\$27,691	\$18,167	\$9,524							
<b>Dec.</b>	<b>186</b>	<b>82</b>	<b>104</b>	<b>104</b>	<b>\$16,797</b>	<b>\$10,762</b>	<b>\$6,035</b>	<b>274</b>	<b>109</b>	<b>165</b>	<b>\$26,436</b>	<b>\$16,636</b>	<b>\$9,800</b>							
<b>TOTAL</b>	<b>2940</b>	<b>1476</b>	<b>1464</b>	<b>1464</b>	<b>\$269,366</b>	<b>\$177,704</b>	<b>\$91,662</b>	<b>3993</b>	<b>1796</b>	<b>2197</b>	<b>\$311,654</b>	<b>\$205,762</b>	<b>\$105,890</b>	<b>699</b>	<b>267</b>	<b>432</b>	<b>54051.85</b>	<b>34514</b>	<b>19538.35</b>	
Monthly Avg	245.00	123	122	122	\$22,447.17	\$14,808.63	#####	332.75	150	183	\$25,971.14	\$17,146.83	\$8,824.14	58.25	22.25	36.00	\$4,504.32	\$2,876.17	\$1,628.20	

\*REVENUES INCLUDES BONDS THAT HAVE BEEN APPLIED



**Memorial Villages Police Department**  
**11981 Memorial Drive**  
**Houston, Texas 77024**  
**Tel. (713) 365-3701**

*Raymond Schultz*  
*Chief of Police*

March 9, 2026

TO: MVPD Police Commissioners  
 FROM: R. Schultz, Chief of Police  
 REF: February 2026 Monthly Report

During the month of February, MVPD responded/handled a total of 4,825 calls/incidents. 1,960 House watch checks were conducted. 936 traffic stops were initiated with 938 citations being issued for 1,359 violations. (Note: 32 Assists in Hedwig, 129 in Houston, 2 in Spring Valley and 0 in Hillshire)

*Calls/Events by Village were:*

Village	Calls/YTD	House Watches/YTD	Accidents	Citations	Response Time
Bunker Hill:	1648/3608	573/1357	2	169/205/374	3@3:16
Piney Point:	1226/2850	508/1404	5	203/274/477	2@2:37
Hunters Creek:	1730/4022	879/2303	5	250/258/508	10@3:48
				Cites/Warn/Total	15@3:31

*Type and frequency of calls for service/citations include:*

Call Type	#	Call Type	#	Citations	#
False Alarms:	96	E-Bike Violations	10	Speeding:	230
Animal Calls:	13	Ord. Violation	38	Exp. Registration	376
ALPR Hits:	34	Information	19	Ins	136
Assist Fire:	36	Suspicious Situation	85	No License	75
Assist EMS:	24	Loud Party	14	Stop Sign	85
Construction Checks	743	Welfare Checks	9	Fake Plate	15

*This month the department generated a total of 120 police reports.  
 BH-38, PP-42, HC-36, HOU-2, HED-1, SV-1*

Crimes Against of Persons (0)

Crimes Against Property (59)

Burglary of a Habitation	1	Theft	2
Burglary of a Motor Vehicle	3	Mail Theft/Forgery	48
ID Theft/Fraud	5		

Petty/Quality of Life Crimes/Events (61)

ALPR Hits (valid)	1	DWI	4
Accidents	12	UUMV	1
Warrants	6	Fake Plates	5
Towed vehicles	9	Misc	23

Arrest Summary: Individuals Arrested (16)

Warrants	6	DWI	4
Class 3 Arrests	4	Felony	2

Budget YTD:	Expense	Budget	%
• Personnel Expense:	1,028,321	7,200,278	14.7%
• Operating Expense:	483,030	1,336,216	36.1%
• Total M&O Expenditures:	1,511,351	8,536,494	17.3%
• Capital Expenses:	0	144,000	0%
• Net Expenses:	1,511,351	8,680,494	17.0%

Follow-up on Previous Month Items/Requests from Commission

Staff reviewed current 2026 budget and new 2026 budget projections based on updated invoices and updated contracts with new pricing. A 2026 budget amendment is being prepared for consideration.

Officers Owens and King conducted a second round of visits with security teams from both Kinkaid and St. Francis Schools. Emergency notifications were solidified and video integration discussions have been initiated.

Personnel Changes/Issues/Updates

The department is fully staffed.

Major/Significant Events/Updates

Detectives have been working closely with US Postal Inspectors and Inspector General staff on 46 cases involving mail theft and forgery of residents SBISD tax payment checks. Detectives have obtained multiple subpoenas for bank records and bank video surveillance footage.

On 2/25/26 officers were dispatched to a Piney Point home in reference to a report of a stolen Rolex watch. The housekeeper had observed a contractor in the master bedroom of the home just before the missing watch was discovered. MVPD detectives tracked down the contractor’s employee and were able to recover the stolen watch within 4 hours of it being taken.

2026 Alarm permit renewals have been a focus of dispatch personnel this month. All 3 villages alarm permits now process directly through the MVPD (first time ever). This allows us access to all emergency contact information, alarm company information and special instructions directly at the time of an alarm activation.

An overnight routine construction site check found a transient hiding inside the home. It appears the man (a transient) had stealing copper wiring from the area.

The long-awaited Memorial Road repaving project kicked off this month. MVPD be closely monitoring the project and the effects it will have on neighborhood traffic patterns.

Community Projects

On February 7, 2026, MVPD hosted 37 Ferrari’s for their 2026 Ground Hog Day Rally. Dozens of residents stopped by the PD for a cup of coffee and to see the cars that cruised through the villages as they left for a road rally.

On February 21, 2026, MVPD assisted Memorial High School students with their first “Rodeo Run” held in conjunction with Piney Point Village. The event fielded over 450 runners and walkers officers that raised funds to assist with mental health awareness.

V-LINC new registrations in February +23

BH – 1804(+9)

PP – 1318 (+5)

HC – 1815 (+8)

Out of Area – 657 (+1)

# MVPD – VFD Monthly Response Times Report

February 2026

## 911/Emergency Designated Calls - EMS and Fire

Total	7@4:11
Bunker Hill	1@5:11
Piney Point	0@0:00
Hunters Creek	6@4:02

## EMS Only

Total	6@4:17
Bunker Hill	1@5:11
Piney Point	0@0:00
Hunters Creek	5@4:07

## Fire Only

Total	1@0:31
Bunker Hill	1@0:31
Piney Point	0@0:00
Hunters Creek	0@0:00

## Radio Only

Total	26@4:19
Bunker Hill	7@3:22
Piney Point	13@3:46
Hunters Creek	6@6:33

## VFD All Assists, Any Phone + Radio

Total	49@4:20
Bunker Hill	15@4:12
Piney Point	17@3:59
Hunters Creek	17@4:46

# 2026 Burglary Map

Address    Alarm    POE  
3 Liberty Bell Circle N/A    Rear Door

# 2026 Robberies

Address    MO



Daytime Burglary



Nighttime Burglary

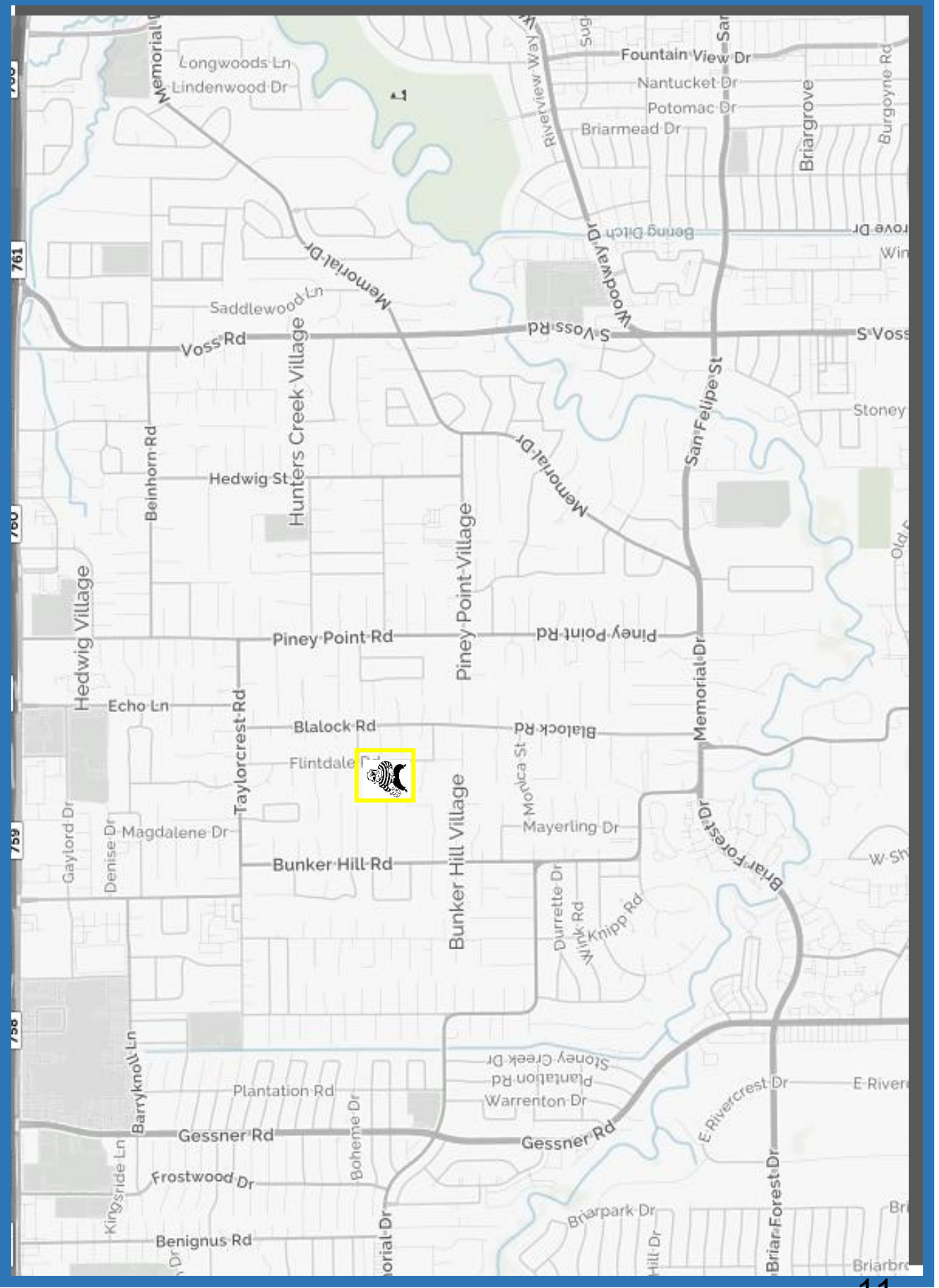


Robbery

2 3



2/28/26



# 2026 Auto Burglary Map

Address

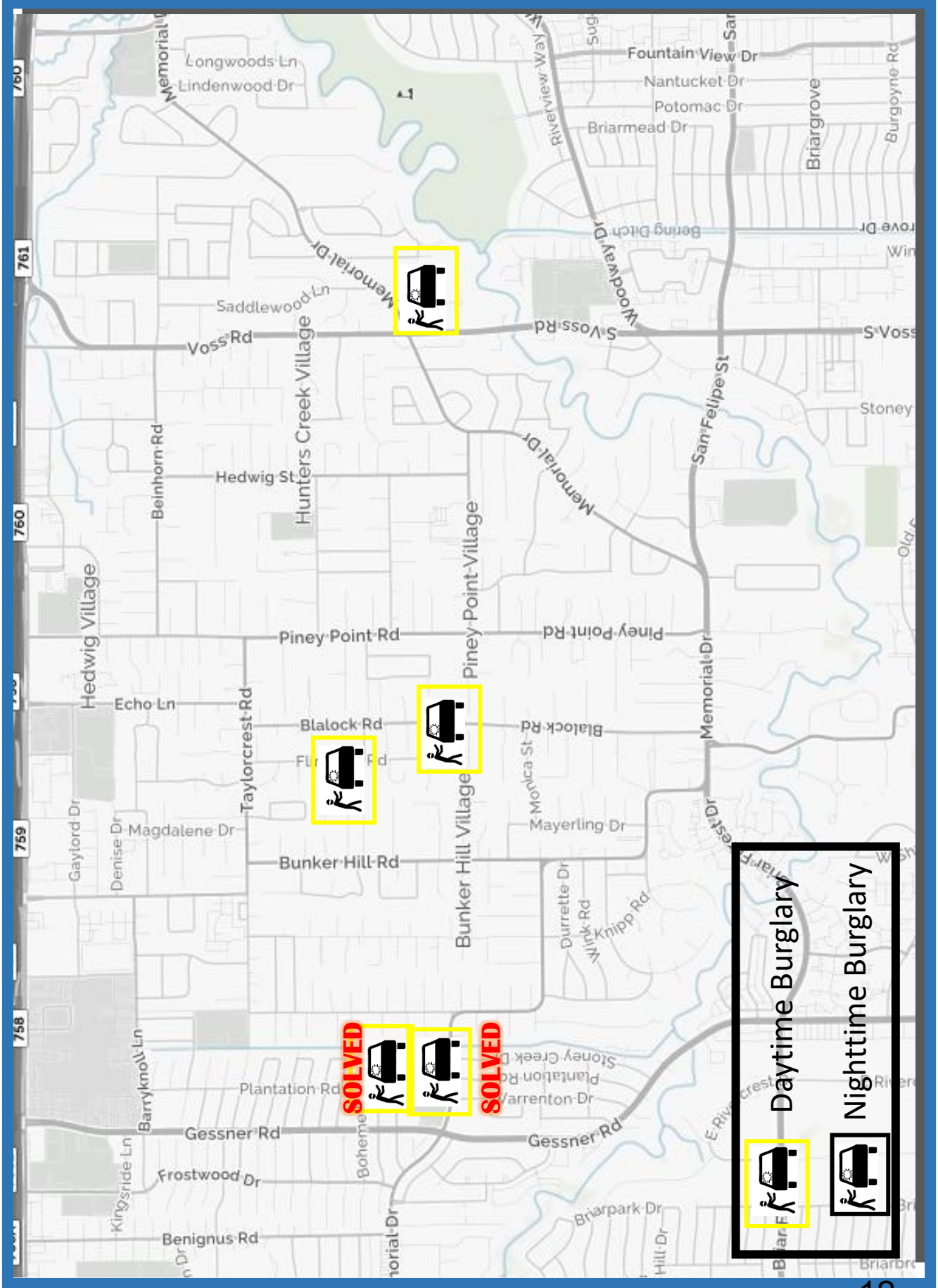
POE

12122 Tara Dr.	UNL
12131 Rhett	UNL
409 Ripplecreek	UNL**
11600 Mockingbird	UNL
11700 Flintwood	UNL

Contractor

Lock/Win Punch

- Jugging
- \*\* unknown where occurred



② ③



Blue Entry = Actual  
Location Unknown

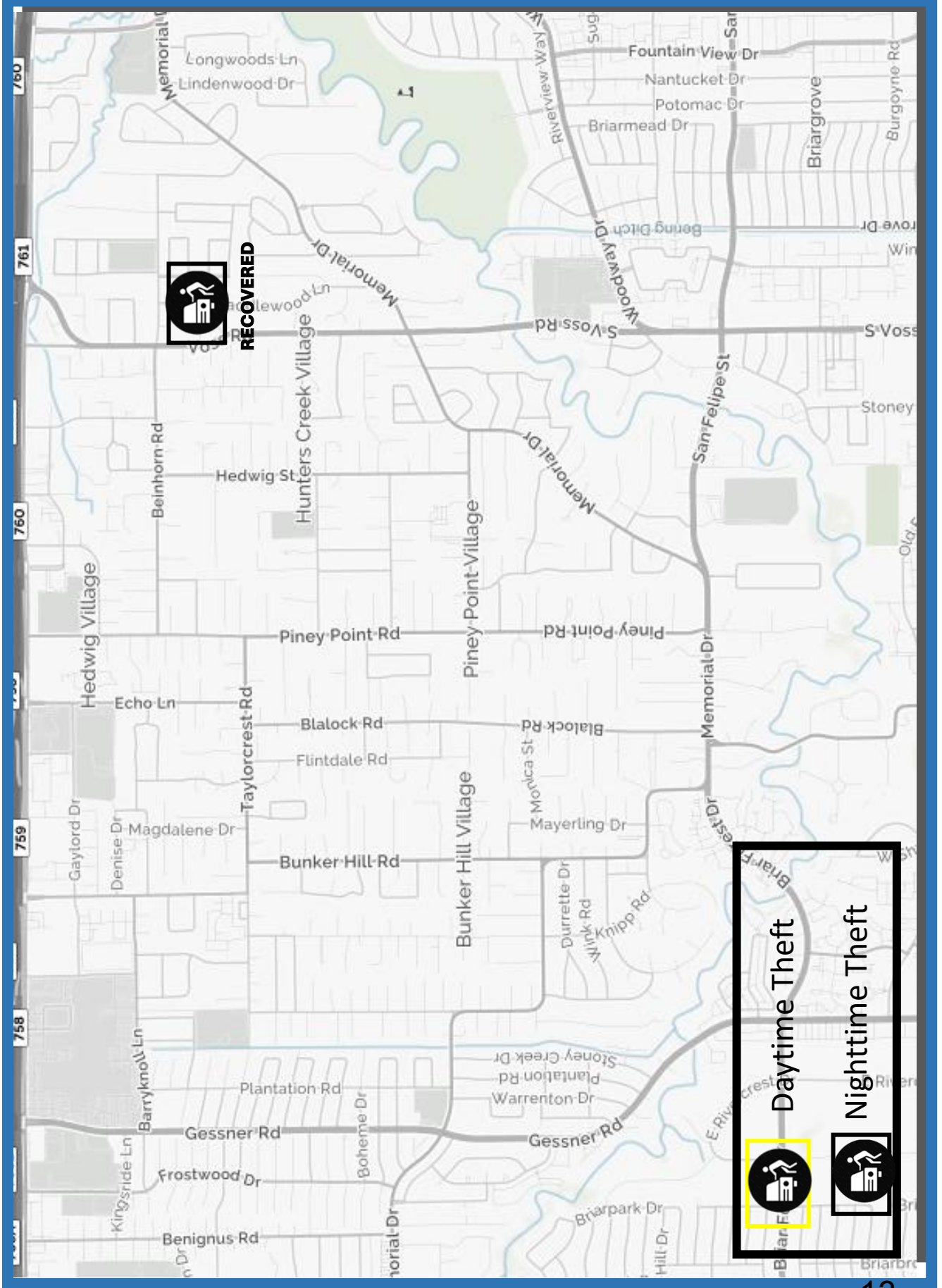
**SOLVED**

2/28/26

# 2026 Auto Theft Map

Address  
825b Saddlewood Ln  
POE  
UNL

Burglary



2 3



Blue Entry = Actual  
Location Unknown

**SOLVED**


2/28/26

Hedwig ②

Bunker Hill

Piney Point


Hunters Creek


Frequent Mobile Locations 


Total Hits 23  
Hits 14

**Mall ALPR**  
**18 Hit's**

**2026 ALPR Hits**  
**February**

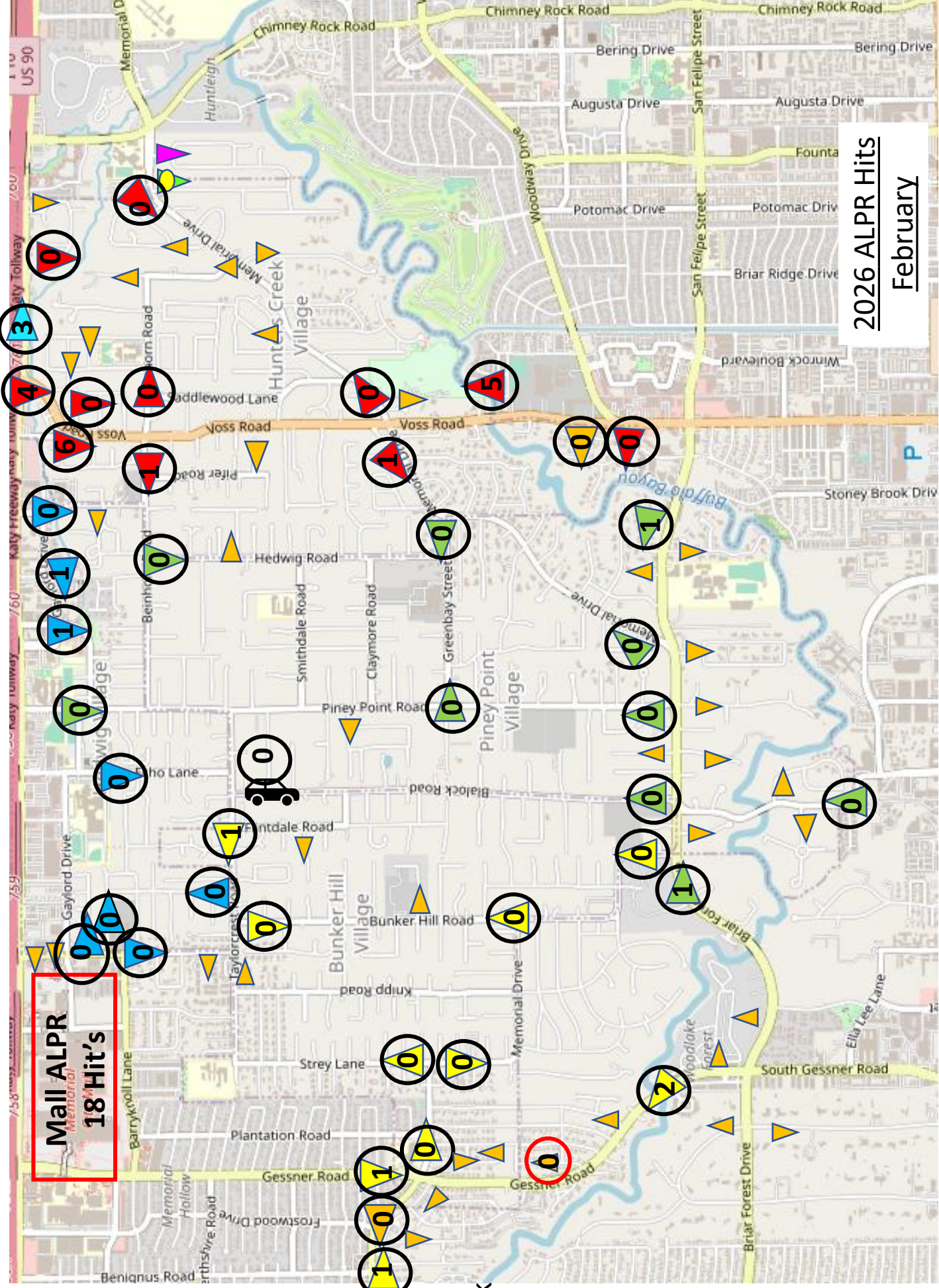
Lindenwood HOA 

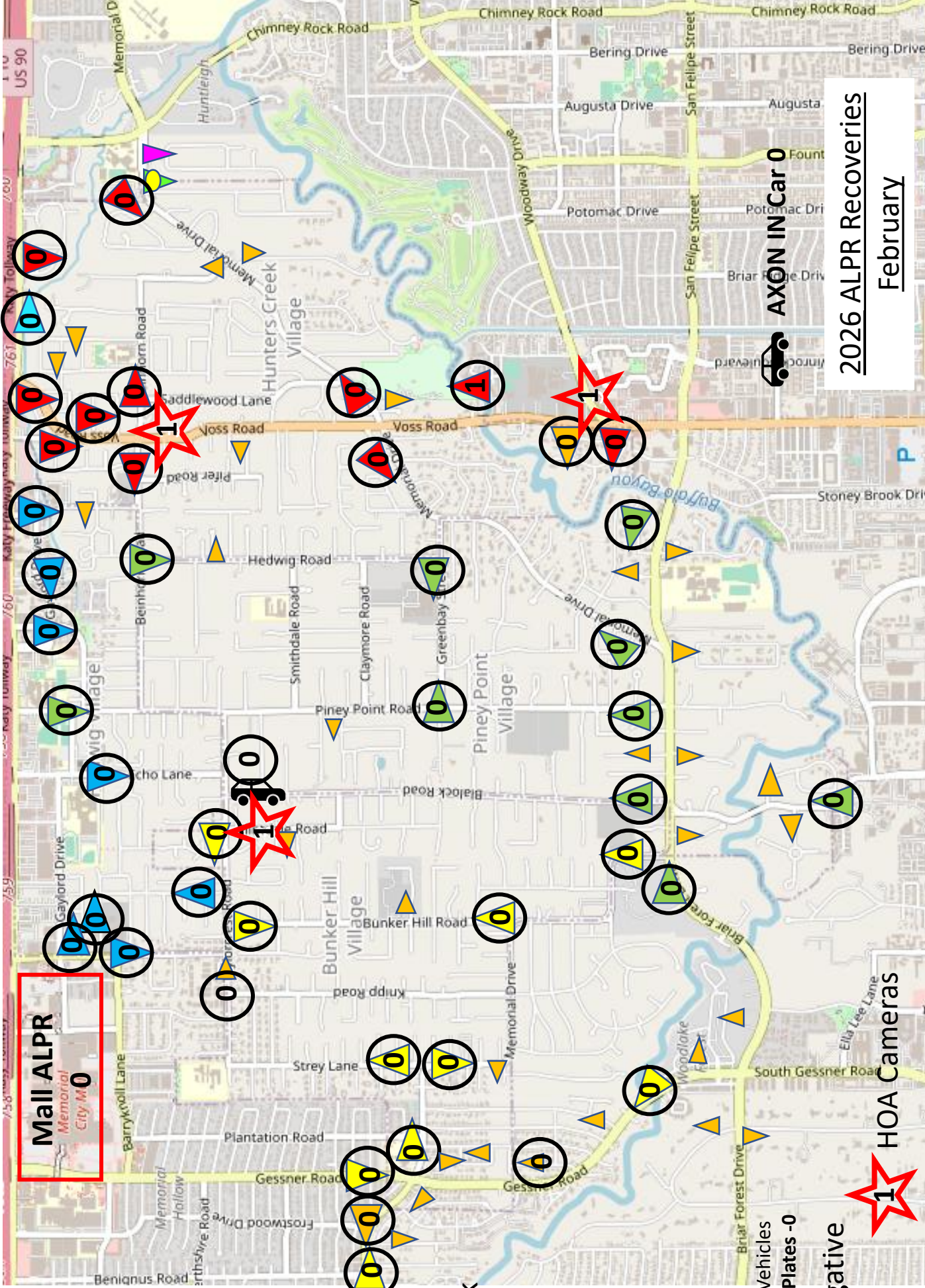
Longwoods HOA 

US Coins 

HOA Systems-34 

2/28/26 






Hedwig  
  



Bunker Hill  


Piney Point  



Hunters Creek  


Frequent Mobile Locations  



 Recovered Vehicles  
 Recovered Plates - 0

 Investigative Leads  
 HOA Cameras

Lindenwood HOA  


Longwoods HOA  


US Coins  


HOA Systems  


Recovered  
  
 0

2/28/26  


2026 ALPR Recoveries  
February

 AXON INCar 0

## 2026 Total Incidents

2026	Crimes Against Persons	Crimes Against Property	Quality of Life Incidents	Total	Arrests	Incidents	House Checks	YTD BH INC	YTD BH HC	YTD PP INC	YTD PP HC	YTD HC INC	YTD HC HC
January	1	8	64	73	16	6109	3105	1960	784	1624	896	2292	1424
February	0	59	61	120	16	4825	1960	1648	573	1226	508	1730	879
March													
April													
May													
June													
July													
August													
September													
October													
November													
December													
<b>Total</b>	<b>1</b>	<b>67</b>	<b>125</b>	<b>193</b>	<b>32</b>	<b>10934</b>	<b>5065</b>	<b>3608</b>	<b>1357</b>	<b>2850</b>	<b>1404</b>	<b>4022</b>	<b>2303</b>

2024 Totals	16	115	885	1016	286	80751	51864	27597	17507	21036	14006	29005	20319
Difference													
% Change													

2026 Officer Committed Time to Service Report

Employee Name	Jan	Feb	Mar	Apr	May	Jun	Jul	Aug	Sep	Oct	Nov	Dec	Reports	Cites
ALSALMAMI, ALI	29:59:28	17:43:36											1	91
BAKER, BRIAN C	*	0:00:00	2:07:02										4	
BALDWIN, BRIAN	*	5:24:20	0:00:00											
BIEHUNKO, JOHN		16:20:41	16:32:10										5	48
BOGGUS, LARRY	*	0:00:00	0:03:01											
BURLESON, Jason		18:54:09	10:23:42										4	40
BYRD, Rachied		19:29:59	26:30:57										7	35
CANALES, RALPH EDWARD		19:38:24	20:00:13										6	46
CERNY, BLAIR C.	*	0:00:00	1:41:03										1	
GONZALEZ, Jose		29:48:21	12:27:13										4	47
HARWOOD, NICHOLAS		12:57:06	16:50:56										9	48
JARVIS, RICHARD		17:59:41	13:37:50										9	35
JOHNSON, JOHN		16:52:47	9:58:11										1	28
JONES, ERIC	*	0:02:59	0:00:00											
KING, JEREMY		3:46:54	0:04:30											1
KUKOWSKI, Andy		19:01:24	12:06:04										10	57
MCELVANY, ROBERT		7:34:39	6:14:04											23
MILLARD, Shaneta		18:11:21	23:05:30										4	44
ORTEGA, Yesenia		26:42:03	14:47:34										7	32
OWENS, LANE	*	0:00:00	0:04:25											
PALOMINO, Michelle		22:07:16	17:38:36										5	42
PAVLOCK, JAMES ADAM		17:28:44	11:29:51										2	25
RODRIGUEZ, CHRISTOPHER	*	2:19:56	0:00:00											
RODRIGUEZ, JOSE		19:09:35	14:55:02										1	54
RODRIGUEZ, REGGIE		14:43:28	7:48:55										2	31
SCHULTZ, RAYMOND	*	0:11:12	0:02:27											
SILLIMAN, ERIC		11:30:43	10:30:37										5	39
SPRINKLE, MICHAEL		20:54:49	24:42:01										8	41
TAYLOR, CRAIG		25:59:44	21:11:07										6	37
VALDEZ, JUAN		17:05:04	17:02:22										7	52
WHITE, TERRY		27:08:04	17:35:04										12	42
* = Admin												Total	120	938

Dispatch Committed Time	Yr Total	
911 Phone Calls	310	226
3700 Phone Calls	3986	2415
DP General Phone Calls*	91:48:32	73:28:26
Radio Transmissions	17926	11013

\* This is the minimal time as all internal calls route through the 3700 number.





# FEBRUARY 2026

## ALPR

## REPORT



Total Plate Reads, Incl's multiple reads of same plate  
Number of Unique Plates Read – Total without repeats  
Number of Hits/Alerts - All 14 possible categories  
Number of Hits/Alerts of the 6 monitored categories  
Number of Sex Offender Hits (not monitored live)  
Summary Report  
Total Hits-Reads/total vehicles passed by each camera

# 2025 ALPR Data Report

Total Reads 4,636,779



# Unique Reads 930,834

Networks  
All Devices

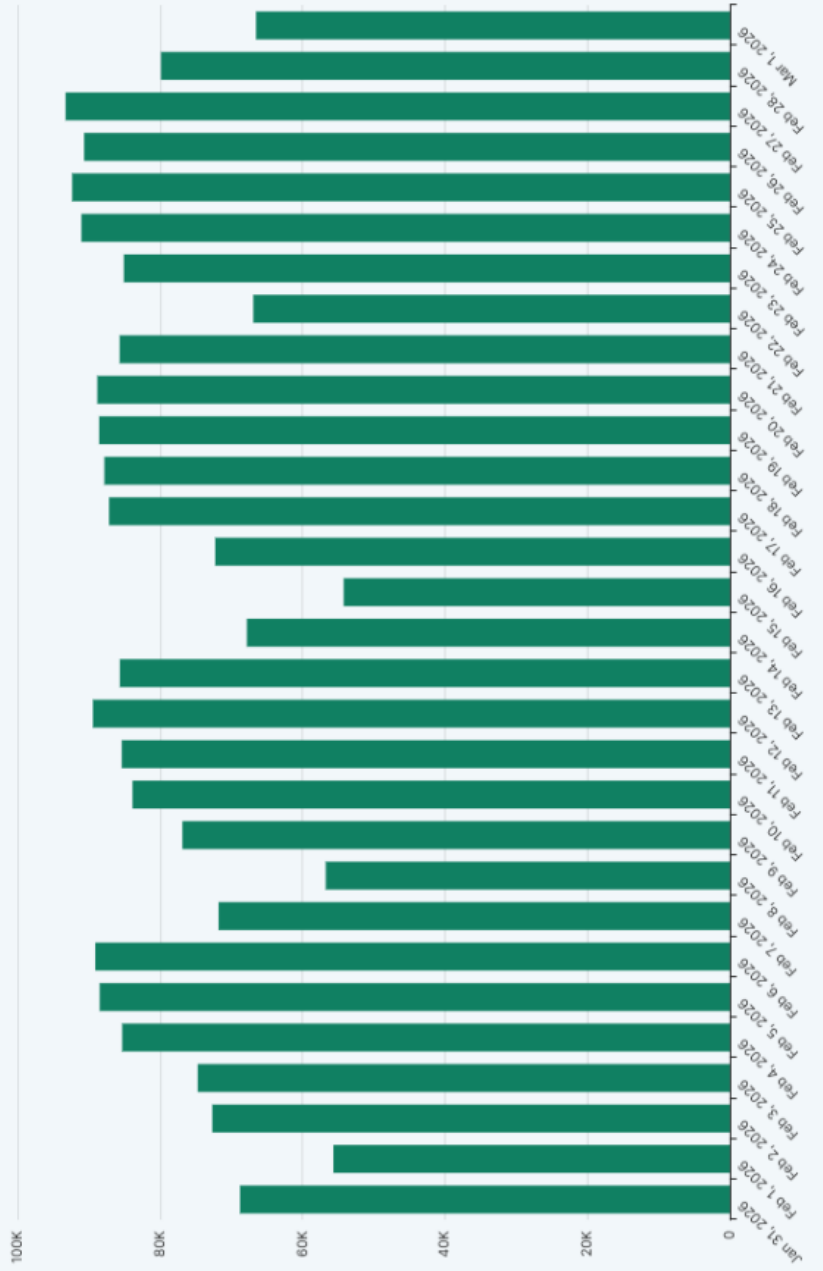
▼

Camera Or Network Level Data  
Network

Summary or Detailed View  
Summary

Unique Vehicle Volume  
**930,834**

Unique Vehicle Volume



Unique Vehicle Volume

Date	Total Unique Plates
Feb 1, 2026	55,646
Feb 2, 2026	72,643
Feb 3, 2026	74,698
Feb 4, 2026	85,307
Feb 5, 2026	88,462
Feb 6, 2026	89,091
Feb 7, 2026	71,764
Feb 8, 2026	56,718
Feb 9, 2026	76,848
Feb 10, 2026	83,854
Feb 11, 2026	85,359
Feb 12, 2026	89,411
Feb 13, 2026	85,641
Feb 14, 2026	67,797
Feb 15, 2026	54,203
Feb 16, 2026	72,242
Feb 17, 2026	87,140
Feb 18, 2026	87,804
Feb 19, 2026	88,537
Feb 20, 2026	88,798
Feb 21, 2026	85,665
Feb 22, 2026	66,891
Feb 23, 2026	85,074
Feb 24, 2026	91,030

# All Categories – All Hotlists



# Top 6 Categories



# Sex Offenders

Total Hotlist Alerts  
34

Official Hotlist Alerts  
34

Your Custom Hotlist Alerts  
No data

Other Custom Hotlist Alerts on  
Your Networks  
No data

Total Alerts by Topic

Topic	Alerts
Sex Offender	34




# Summary Report

## Insights Dashboard

**Vehicle Reads**  
4688804

[View Details](#)



**Searches**  
Number of searches performed by users from your organizations

732

[View Details](#)



**Hotlist Hits**  
2897

[View Details](#)



### Device Sharing

Shared with  
Lewisville TX PD,  
Sansom Park TX PD,  
and 481 others

Access Levels  
Search  
Hotlist Tool Access

### Device Status

[← Previous Device](#)

**Device Name**  
P#001 River Bend 360 Live View North  
Camera

**59 / 59**   
Devices Online

**Battery**  
100%

**Latency**  
—

[Next Device →](#)

# Admin Analytics

Ongoing, action oriented trends over time. Updates are made every 24 hours.

Enter Print Mode

Outcomes | **Camera Sharing** | User Activity

Controls

Date Range: 2025/03/02 - 2026/03/02

Law Enforcement Cameras in Your State You Can Access	4,993	Percentage of Law Enforcement Cameras in Your State You Can Access	45.63%	Cameras You Own Per Sworn Officer in Your Jurisdiction	1.1	Average Cameras Per Sworn Officer in Your State	0.47	Average Cameras Per Sworn Officer at Similarly-Sized Agencies	0.35	Agencies with Discoverable Networks in Your State Not Sharing with You	0
--	-------	--	--------	--	-----	---	------	---	------	--	---

Percentage of In-State Flock Cameras Accessible over Time with Benchmarks

List of Agencies in Your State with Discoverable Networks Not Presently Shared with You

- #1 Gessner S/B at Frostwood
- #2 Memorial E/B at Gessner
- #3 NO ALPR - Future Location
- #4 Memorial N/B at Briar Forrest
- #5 Bunker Hill S/B at Taylorcrest
- #6 Taylorcrest W/B at Flintdale
- #7 Memorial E/B at Briar Forrest
- #8 2200 S. Piney Point N/B
- #9 N. Piney Point N/B at Memorial
- #10 Memorial E/B at San Felipe
- #11 Greenbay E/B Piney Point
- #12 Piney Point S/B at Gaylord
- #13 Gessner N/B at Bayou
- #14 Beinhorn W/B at Pipher

- #15 Hunters Creek Drive S/B at I-10
- #16 Memorial W/B at Creekside
- #17 Memorial W/B at Voss
- #18 Memorial E/B at Voss
- #19 S/B Voss at Old Voss Ln 1
- #20 S/B Voss at Old Voss Ln 2
- #21 N/B Voss at Magnolia Bend Ln 1
- #22 N/B Voss at Magnolia Bend Ln 2
- #23 W/B San Felipe at Buffalo Bayou
- #24 N/B Blalock at Memorial
- #25 N/B Bunker Hill at Memorial
- #26 S/B Hedwig at Beinhorn
- #27 Mobile Unit #181
- #28 Mobile Speed Trailer/Station

- #29 Riverbend Main Entrance
- #30 Beinhorn E/B at Voss
- #31 Memorial E/B at Tealwood (new)
- #32 Greenbay W/B at Memorial
- #33 Strey N/B at Memorial

Private Systems monitored by MVPD

US COINS - I-10 Frontage Road  
 Memorial Manor NA Lindenwood/Memorial

Greyton Lane NA  
 Calico NA  
 Windemere NA  
 Mott Lane

Kensington NA  
 Stillforest NA

Farnham Park  
 Riverbend NA

Pinewood NA  
 Hampton Court

Bridlewood West NA  
 N Kuhlman NA

Longwoods NA  
 Memorial City Mall – 22

Flintwood Drive

Yellow = Bunker Hill

Green = Piney Point

Red = Hunters Creek

Blue = MVPD Mobile

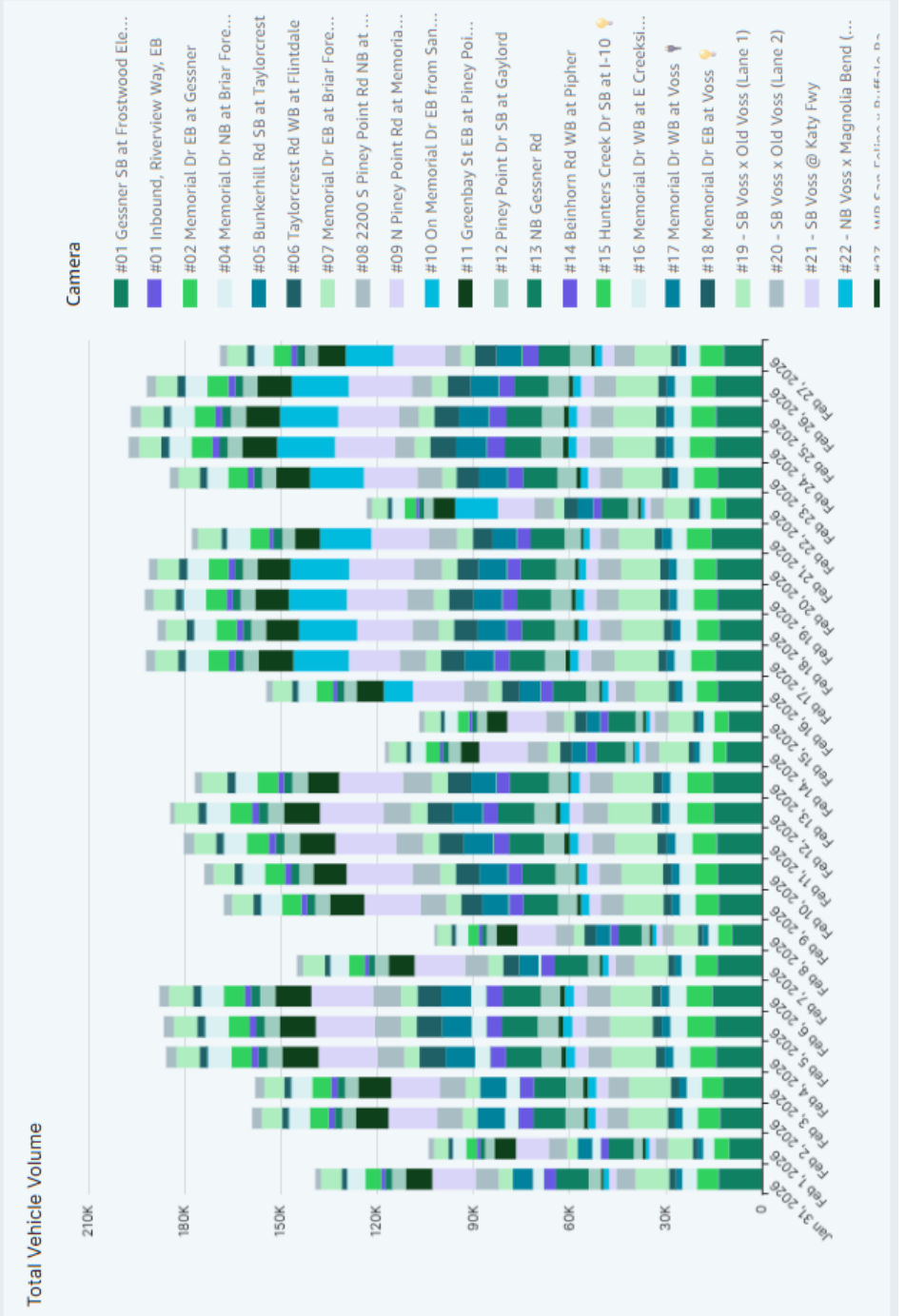
Purple = Privately Owned Systems



Cameras  Networks  Show Volume By

Total Vehicle Volume  
4,636,779

Year to Date Volume  
12,838,376



Total Vehicle Volume

Date	Camera	Volume
Feb 4, 2026	#01 Gessner SB at Frostwood Elementary	14,031
Feb 5, 2026	#01 Gessner SB at Frostwood Elementary	14,514
Feb 6, 2026	#01 Gessner SB at Frostwood Elementary	15,191
Feb 7, 2026	#01 Gessner SB at Frostwood Elementary	13,749
Feb 8, 2026	#01 Gessner SB at Frostwood Elementary	9,153
Feb 9, 2026	#01 Gessner SB at Frostwood Elementary	13,317
Feb 10, 2026	#01 Gessner SB at Frostwood Elementary	13,542
Feb 11, 2026	#01 Gessner SB at Frostwood Elementary	13,827
Feb 12, 2026	#01 Gessner SB at Frostwood Elementary	14,859
Feb 13, 2026	#01 Gessner SB at Frostwood Elementary	15,096
Feb 14, 2026	#01 Gessner SB at Frostwood Elementary	10,882
Feb 15, 2026	#01 Gessner SB at Frostwood Elementary	10,192
Feb 16, 2026	#01 Gessner SB at Frostwood Elementary	13,655
Feb 17, 2026	#01 Gessner SB at Frostwood Elementary	14,221
Feb 18, 2026	#01 Gessner SB at Frostwood Elementary	13,110
Feb 19, 2026	#01 Gessner SB at Frostwood Elementary	13,535
Feb 20, 2026	#01 Gessner SB at Frostwood Elementary	13,951
Feb 21, 2026	#01 Gessner SB at Frostwood Elementary	15,647
Feb 22, 2026	#01 Gessner SB at Frostwood Elementary	11,023
Feb 23, 2026	#01 Gessner SB at Frostwood Elementary	13,652
Feb 24, 2026	#01 Gessner SB at Frostwood Elementary	14,528
Feb 25, 2026	#01 Gessner SB at Frostwood Elementary	14,151
Feb 26, 2026	#01 Gessner SB at Frostwood Elementary	14,458
Feb 27, 2026	#01 Gessner SB at Frostwood Elementary	11,637

Total 'Volume' by 'Camera'

Camera	Sum of Volume
#21 - SB Voss @ Katy Fwy	487168
#01 Gessner SB at Frostwood Elementary	384716
#07 Memorial Dr EB at Briar Forest	338575
#13 NB Gessner Rd	299944
#23 - WB San Felipe x Buffalo Bayou	273133
#17 Memorial Dr WB at Voss	222082
#20 - SB Voss x Old Voss (Lane 2)	213401
#22 - NB Voss x Magnolia Bend (Lane 2)	212138
#02 Memorial Dr EB at Gessner	198944
#31 EB Memorial Dr near Tealwood	187080
#08 2200 S Piney Point Rd NB at City Limit	185396
#28 M/VPD Station S/B Memorial Drive	179778
#27 Unit 181 Blalock S/B at Taylorcrest	164738
#18 Memorial Dr EB at Voss	163035
#12 Piney Point Dr SB at Gaylord	151327
#04 Memorial Dr NB at Briar Forest	135679
#19 - SB Voss x Old Voss (Lane 1)	130684
#24 - NB Blalock x Memorial	123062
#14 Beinhorn Rd WB at Pipher	121812
#09 N Piney Point Rd at Memorial Dr	94465
#06 Taylorcrest Rd WB at Flintdale	69938
#32 WB Greenbay @ Memorial Dr	69218
#05 Bunkerhill Rd SB at Taylorcrest	68317
#25 - NB Bunker Hill x Memorial	68293
#10 On Memorial Dr EB from San Felipe	66174
#30 EB Beinhorn Rd @ Voss Rd	56800
#26 - SB Hedwig x Beinhorn	48217
#11 Greenbay St EB at Piney Point Rd	33056
#16 Memorial Dr WB at E Creekside Dr	28635
#29 - Riverbend Main Entrance	7585
#15 Hunters Creek Dr SB at I-10	5951
#01 Inbound, Riverview Way, EB	5804
S#01 Hickory Hollow from Interstate 10	3414
<b>Grand Total</b>	<b>4798559</b>

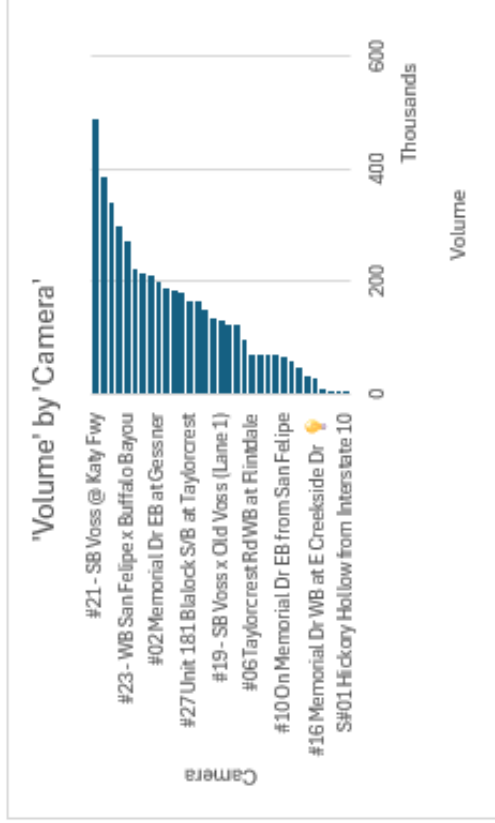


Plate Reads  
By Location

Controls

Date Range 2026/02/01 - 2026/02/28 Timeframe Day Cameras All Networks All

Category All Alert Sources All Hot List Reason Custom Hotlist Alert, Extreme... Show Hits By Camera Name Visual Type Bar Chart

Total Hotlist Alerts  
23

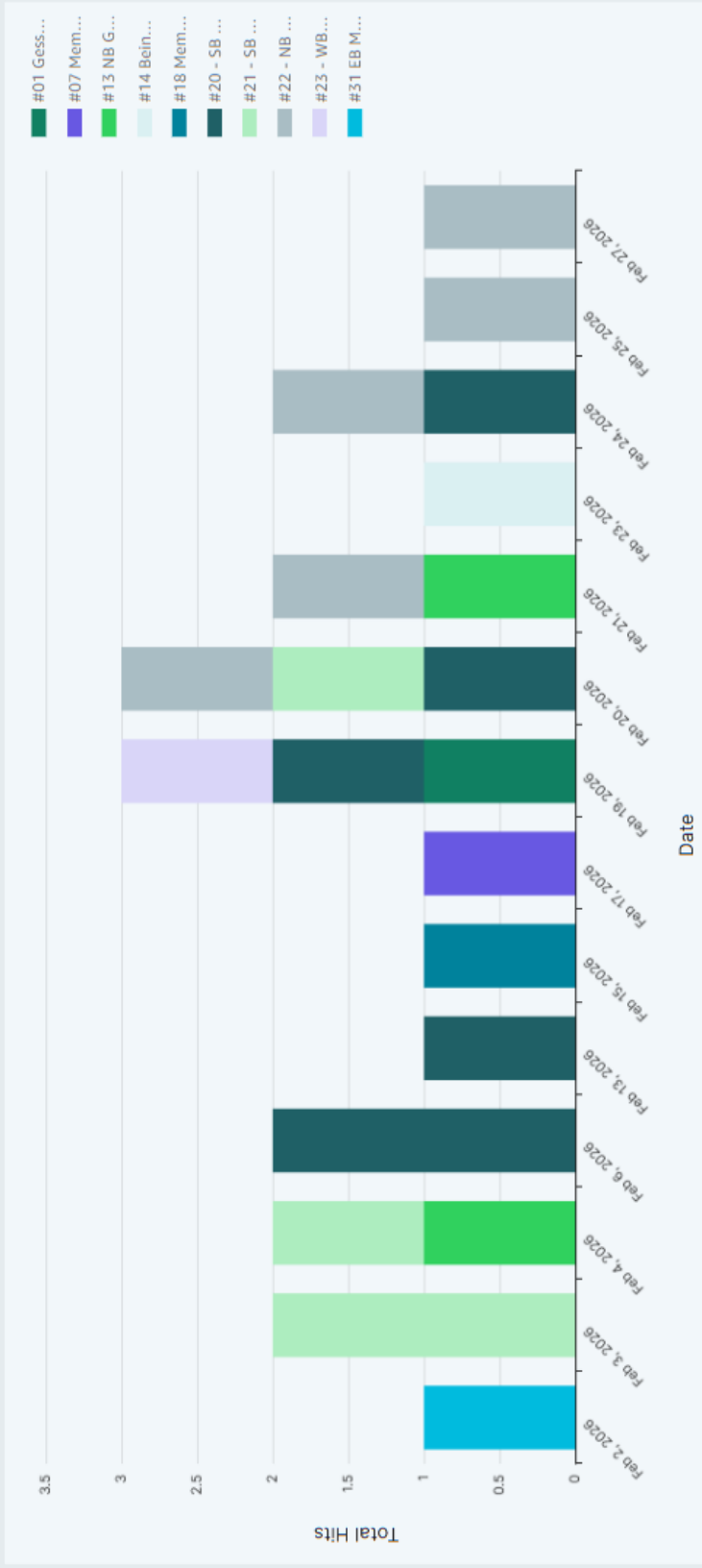
Official Hotlist Alerts  
23

Your Custom Hotlist Alerts  
No data

Other Custom Hotlist Alerts on Your Networks  
No data

Total Alerts by Topic

Topic	Alerts
Gang or Suspected Terrorist	9
Stolen Plate	8
Stolen Vehicle	5
Missing Person	1



# Hits By Camera

Total Reads – 4,636,779

Unique – 930,834

Hits-184

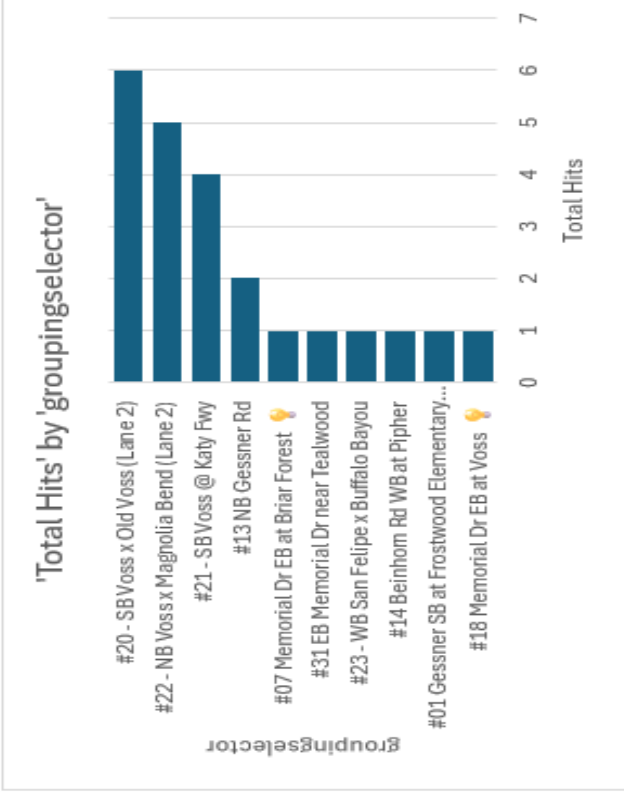
6 Top Hits – 113

Hotlist – 1

- Stolen Vehicle
- Stolen Plate
- Gang Member
- Missing
- Amber
- Priority Restraining Order

Total 'Total Hits' by 'groupingselector'

groupingselector	Sum of Total Hits
#20 - SB Voss x Old Voss (Lane 2)	6
#22 - NB Voss x Magnolia Bend (Lane 2)	5
#21 - SB Voss @ Katy Fwy	4
#13 NB Gessner Rd	2
#07 Memorial Dr EB at Briar Forest	1
#31 EB Memorial Dr near Tealwood	1
#23 - WB San Felipe x Buffalo Bayou	1
#14 Beinhorn Rd WB at Pipher	1
#01 Gessner SB at Frostwood Elementary	1
#18 Memorial Dr EB at Voss	1
<b>Grand Total</b>	<b>23</b>





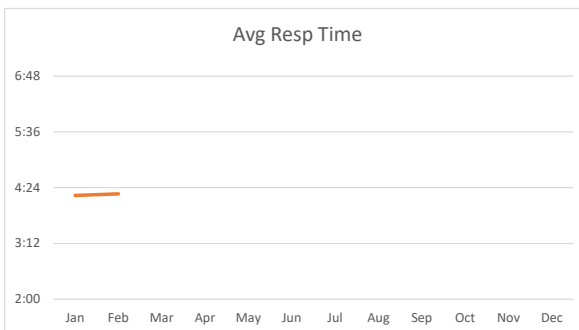
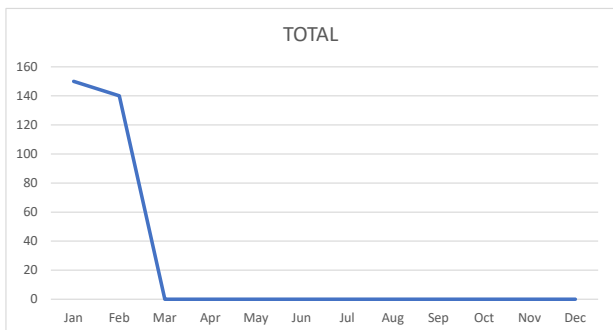
Village Fire Department  
 901 Corbindale Rd  
 Houston, TX, 77024  
 Phone# (713) 468-7941 Fax# (713) 468-5039

### 2026 Summary - All Cities

Call/Incident Type/Detail	Jan	Feb	Mar	Apr	May	Jun	Jul	Aug	Sep	Oct	Nov	Dec	Total YTD
<b>TOTAL</b>	<b>150</b>	<b>140</b>	<b>0</b>	<b>0</b>	<b>0</b>	<b>0</b>	<b>0</b>	<b>0</b>	<b>0</b>	<b>0</b>	<b>0</b>	<b>0</b>	<b>290</b>
Abdominal Pain	1	1											2
Allergic Reaction	0	0											0
Animal Bite	0	0											0
Assault	1	0											1
Back Pain	0	1											1
Business Fire	1	0											1
Carbon Monoxide Alarm with Symptoms	3	1											4
Carbon Monoxide Detector No Symptoms	6	4											10
Cardiac/Respiratory Arrest	0	1											1
Check a Noxious Odor	0	1											1
Check for Fire	2	1											3
Check for the Smell of Natural Gas	5	2											7
Check for the Smell of Smoke	3	2											5
Chest Pain	4	8											12
Child Locked in a Vehicle Engine and AC running	0	0											0
Child Locked in a Vehicle Engine not running	0	0											0
Choking	0	1											1
Diabetic Emergency	1	2											3
Difficulty Breathing	9	8											17
Dumpster Fire Not near Structure	0	0											0
Elevator Rescue	1	2											3
Electrical Fire	0	0											0
Entrapment- Non MVC	0	0											0
Explosion	0	0											0
Fall Victim	11	9											20
Fire Alarm Business	3	5											8
Fire Alarm Church or School	0	4											4
Fire Alarm Residence	22	23											45
Gas Leak	2	2											4
Grass Fire	0	1											1
HAZMAT Emergency	0	0											0
Headache- Stroke symptoms not present	2	1											3
Heart Problems	2	4											6
Heat/Cold Exposure	0	0											0
Hemorrhage/Laceration	1	1											2
House Fire	3	0											3
Illegal Burning	0	1											1
Injured Party	1	3											4
Medical Alarm	3	1											4
Motor Vehicle Collision	13	16											29
Motor Vehicle Collision with Entrapment	0	1											1
Motor Vehicle vs Motorcycle	0	0											0
Motor Vehicle vs Pedestrian	0	0											0
Object Down in Roadway	0	0											0
Oven/Appliance Fire	0	0											0
Overdose/Poisoning	0	1											1
Possible D.O.S.	1	0											1
Powerlines Down Arcing/Burning	1	3											4
Pregnancy/ Childbirth	0	0											0
Psychiatric Emergency	3	3											6
Seizures	4	1											5
Service Call Non-emergency	18	9											27
Shooting/Stabbing	0	0											0
Sick Call	8	7											15
Smoke in Business	0	1											1
Smoke in Residence	0	1											1
Stroke	1	1											2
Transformer Fire	0	0											0
Trash Fire	1	0											1
Traumatic Injury	0	0											0
Unconscious Party/Syncope	8	4											12
Unknown Medical Emergency	3	1											4
Vehicle Fire	2	1											3

Month	# of Incidents*	Avg Resp Time
Jan	117	4:14
Feb	119	4:16
Mar		
Apr		
May		
Jun		
Jul		
Aug		
Sep		
Oct		
Nov		
Dec		
<hr/>		
	236	4:15

*\*Does not include Cancelled, Disregard Enroute, Objects Down, and Nonemergency Service Calls\**  
 Note: Nat'l Std Fire Response Time: 6:50  
 Note: Nat'l Std Fire EMS Time: 6:30





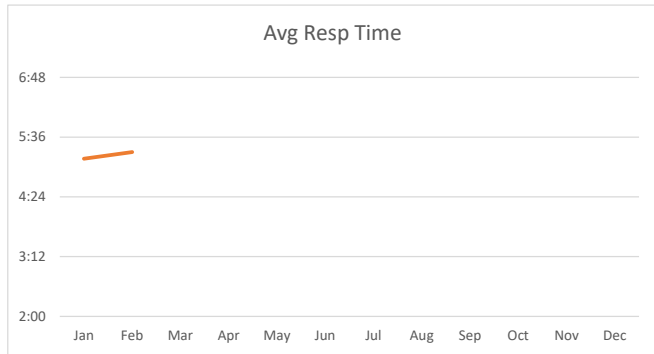
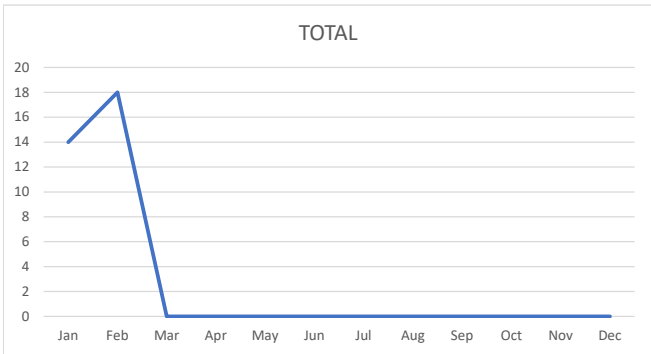
Village Fire Department  
 901 Corbindale Rd  
 Houston, TX, 77024  
 Phone# (713) 468-7941 Fax# (713) 468-5039

### 2026 Summary - Bunker Hill

Call/Incident Type/Detail	Jan	Feb	Mar	Apr	May	Jun	Jul	Aug	Sep	Oct	Nov	Dec	Total YTD
<b>TOTAL</b>	<b>14</b>	<b>18</b>	<b>0</b>	<b>0</b>	<b>0</b>	<b>0</b>	<b>0</b>	<b>0</b>	<b>0</b>	<b>0</b>	<b>0</b>	<b>0</b>	<b>32</b>
Abdominal Pain	0	1											1
Allergic Reaction	0	0											0
Animal Bite	0	0											0
Carbon Monoxide Detector with Symptoms	0	0											0
Carbon Monoxide Detector No Symptoms	1	1											2
Cardiac/Respiratory Arrest	0	0											0
Check a Noxious Odor	0	1											1
Check for Fire	0	0											0
Check for the Smell of Natural Gas	0	0											0
Check for the Smell of Smoke	0	1											1
Chest Pain	0	0											0
Child Locked in a Vehicle Engine and AC running	0	0											0
Choking	0	0											0
Difficulty Breathing	1	0											1
Fall Victim	2	3											5
Fire Alarm Church or School	0	1											1
Fire Alarm Residence	3	3											6
Gas Leak	0	0											0
Grass Fire	0	1											1
Heart Problems	0	0											0
Heat/Cold Exposure	0	0											0
Headache- Stroke	1	0											1
Hemorrhage/Laceration	0	0											0
House Fire	0	0											0
Injured Party	0	0											0
Medical Alarm	0	0											0
Motor Vehicle Collision	0	1											1
Motor Vehicle vs Pedestrian	0	0											0
Motor Vehicle Collision with Entrapment	0	1											1
Object Down in Roadway	0	0											0
Oven/Appliance Fire	0	0											0
Overdose/Poisoning	0	0											0
Possible D.O.S.	0	0											0
Powerlines Down Arcing/Burning	0	0											0
Psychiatric Emergency	1	0											1
Seizures	1	0											1
Service Call Non-emergency	2	2											4
Sick Call	2	1											3
Smoke in Residence	0	1											1
Stroke	0	0											0
Transformer Fire	0	0											0
Unconscious Party/Syncope	0	0											0
Unknown Medical Emergency	0	0											0

Month	# of Incidents*	Avg Resp Time
Jan	9	5:10
Feb	14	5:18
Mar		
Apr		
May		
Jun		
Jul		
Aug		
Sep		
Oct		
Nov		
Dec		
<hr/>		
	23	5:14

*\*Does not include Cancelled, Disregard Enroute, Objects Down, and Nonemergency Service Calls\**





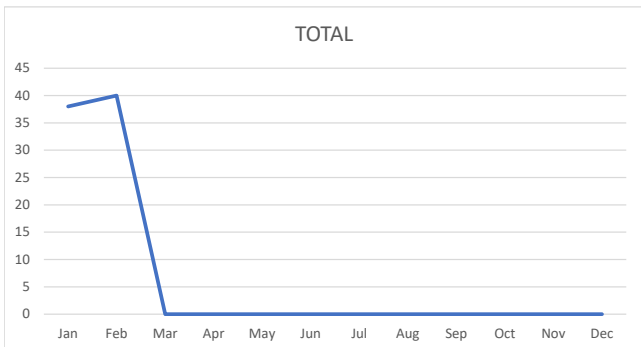
Village Fire Department  
 901 Corbindale Rd  
 Houston, TX, 77024  
 Phone# (713) 468-7941 Fax# (713) 468-5039

### 2026 Summary - Hedwig

Call/Incident Type/Detail	Jan	Feb	Mar	Apr	May	Jun	Jul	Aug	Sep	Oct	Nov	Dec	Total YTD
<b>TOTAL</b>	<b>38</b>	<b>40</b>	<b>0</b>	<b>0</b>	<b>0</b>	<b>0</b>	<b>0</b>	<b>0</b>	<b>0</b>	<b>0</b>	<b>0</b>	<b>0</b>	<b>78</b>
Abdominal Pain	0	0											0
Allergic Reaction	0	0											0
Assault	1	0											1
Back Pain	0	1											1
Carbon Monoxide Detector No Symptoms	0	0											0
Cardiac/Respiratory Arrest	0	0											0
Check a Noxious Odor	0	0											0
Check for Fire	0	0											0
Check for the Smell of Natural Gas	0	2											2
Check for the Smell of Smoke	0	0											0
Chest Pain	2	1											3
Child Locked in a Vehicle Engine not running	0	0											0
Choking	0	1											1
Diabetic Emergency	0	1											1
Difficulty Breathing	1	3											4
Dumpster Fire Not near Structure	0	0											0
Electrical Fire	0	0											0
Elevator Rescue	1	2											3
Fall Victim	1	2											3
Fire Alarm Business	3	4											7
Fire Alarm Church or School	0	0											0
Fire Alarm Residence	4	5											9
Gas Leak	0	0											0
Grass Fire	0	0											0
HAZMAT Emergency	0	0											0
Heart Problems	1	3											4
Heat/Cold Exposure	0	0											0
Hemorrhage/Laceration	1	1											2
House Fire	1	0											1
Injured Party	1	3											4
Medical Alarm	0	0											0
Motor Vehicle Collision	6	3											9
Motor Vehicle vs Motorcycle	0	0											0
Motor Vehicle vs Pedestrian	0	0											0
Object Down in Roadway	0	0											0
Overdose/Poisoning	0	0											0
Possible D.O.S	0	0											0
Powerlines Down Arcing/Burning	0	0											0
Psychiatric Emergency	0	0											0
Seizures	3	1											4
Service Call Non-emergency	5	2											7
Shooting/ Stabbing	0	0											0
Sick Call	2	2											4
Smoke in Residence	0	0											0
Stroke	0	0											0
Transformer Fire	0	0											0
Trash Fire	0	0											0
Traumatic Injury	0	0											0
Unconscious Party/Syncope	3	2											5
Unknown Medical Emergency	2	1											3
Vehicle Fire	0	0											0

Month	# of Incidents*	Avg Resp Time
Jan	31	2:32
Feb	35	2:42
Mar		
Apr		
May		
Jun		
Jul		
Aug		
Sep		
Oct		
Nov		
Dec		
<hr/>		
	66	2:37

*\*Does not include Cancelled, Disregard Enroute, Objects Down, and Nonemergency Service Calls\**





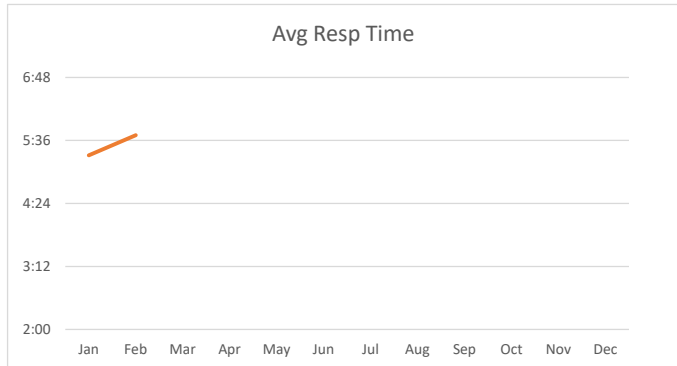
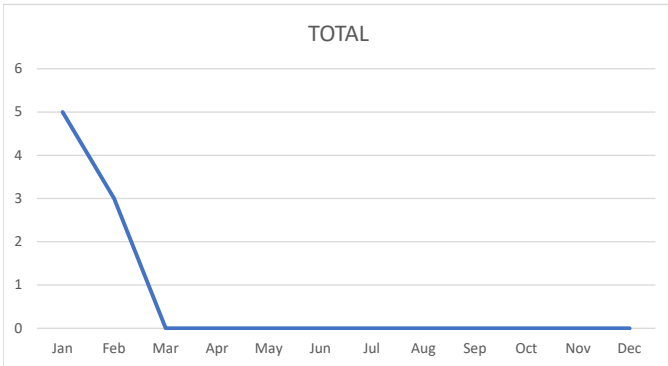
Village Fire Department  
 901 Corbindale Rd  
 Houston, TX, 77024  
 Phone# (713) 468-7941 Fax# (713) 468-5039

### 2026 Summary - Hilshire

Call/Incident Type/Detail	Jan	Feb	Mar	Apr	May	Jun	Jul	Aug	Sep	Oct	Nov	Dec	Total YTD
<b>TOTAL</b>	<b>5</b>	<b>3</b>	<b>0</b>	<b>0</b>	<b>0</b>	<b>0</b>	<b>0</b>	<b>0</b>	<b>0</b>	<b>0</b>	<b>0</b>	<b>0</b>	<b>8</b>
Abdominal Pain	1	0											1
Carbon Monoxide Alarm with Symptoms	0	1											1
Cardiac/Respiratory Arrest	0	0											0
Chest Pain	0	1											1
Check for the Smell of Natural Gas	0	0											0
Diabetic Emergency	1	0											1
Difficulty Breathing	0	0											0
Dumpster Fire Not near Structure	0	0											0
Fall Victim	0	0											0
Fire Alarm Church or School	0	0											0
Fire Alarm Residence	2	0											2
Heart Problems	0	0											0
Hemorrhage/Laceration	0	0											0
House Fire	0	0											0
Medical Alarm	0	0											0
Motor Vehicle Collision	0	1											1
Overdose/Poisoning	0	0											0
Psychiatric Emergency	1	0											1
Service Call Non-emergency	0	0											0
Sick Call	0	0											0
Trash Fire	0	0											0
Traumatic Injury	0	0											0
Unconscious Party/Syncope	0	0											0
Unknown Medical Emergency	0	0											0
Vehicle Fire	0	0											0

Month	# of Incidents*	Avg Resp Time
Jan	4	5:19
Feb	3	5:42
Mar		
Apr		
May		
Jun		
Jul		
Aug		
Sep		
Oct		
Nov		
Dec		
7		5:30

*\*Does not include Cancelled, Disregard Enroute, Objects Down, and Nonemergency Service Calls\**





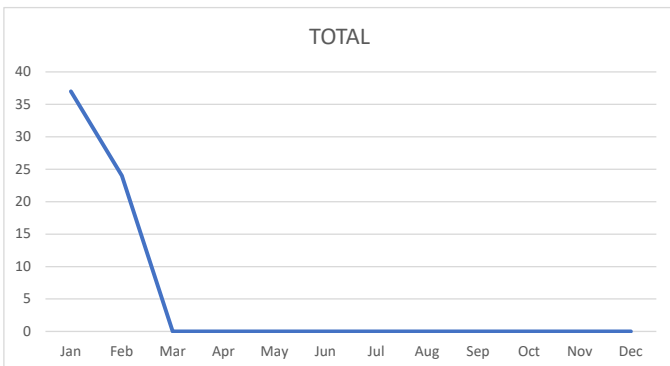
Village Fire Department  
 901 Corbindale Rd  
 Houston, TX, 77024  
 Phone# (713) 468-7941 Fax# (713) 468-5039

### 2026 Summary - Hunters Creek

Call/Incident Type/Detail	Jan	Feb	Mar	Apr	May	Jun	Jul	Aug	Sep	Oct	Nov	Dec	Total YTD
<b>TOTAL</b>	<b>37</b>	<b>24</b>	<b>0</b>	<b>0</b>	<b>0</b>	<b>0</b>	<b>0</b>	<b>0</b>	<b>0</b>	<b>0</b>	<b>0</b>	<b>0</b>	<b>61</b>
Abdominal Pain	0	0											0
Allergic Reaction	0	0											0
Back Pain	0	0											0
Carbon Monoxide Alarm with Symptoms	3	0											3
Carbon Monoxide Detector No Symptoms	1	1											2
Cardiac/Respiratory Arrest	0	1											1
Check a Noxious Odor	0	0											0
Check for Fire	2	1											3
Check for the Smell of Natural Gas	2	0											2
Check for the Smell of Smoke	1	0											1
Chest Pain	0	2											2
Child Locked in a Vehicle Engine not running	0	0											0
Choking	0	0											0
Diabetic Emergency	0	0											0
Difficulty Breathing	1	1											2
Elevator Rescue	0	0											0
Entrapment- Non MVC	0	0											0
Fall Victim	6	0											6
Fire Alarm Business	0	1											1
Fire Alarm Church or School	0	0											0
Fire Alarm Residence	8	6											14
Gas Leak	1	0											1
Heart Problems	0	1											1
Hemorrhage/Laceration	0	0											0
House Fire	1	0											1
Illegal Burning	0	1											1
Injured Party	0	0											0
Medical Alarm	1	1											2
Motor Vehicle Collision	3	1											4
Motor Vehicle Collision with Entrapment	0	0											0
Motor Vehicle vs Motorcycle	0	0											0
Motor Vehicle vs Pedestrian	0	0											0
Object Down in Roadway	0	0											0
Overdose/Poisoning	0	0											0
Possible D.O.S	0	0											0
Powerlines Down Arcing/Burning	1	0											1
Psychiatric Emergency	0	2											2
Seizures	0	0											0
Service Call Non-emergency	4	1											5
Sick Call	0	3											3
Stroke	0	0											0
Transformer Fire	0	0											0
Traumatic Injury	0	0											0
Unconscious Party/Syncope	1	1											2
Unknown Medical Emergency	0	0											0
Vehicle Fire	1	0											1

Month	# of Incidents*	Avg Resp Time
Jan	27	5:28
Feb	19	5:30
Mar		
Apr		
May		
Jun		
Jul		
Aug		
Sep		
Oct		
Nov		
Dec		
<b>Total</b>	<b>46</b>	<b>5:29</b>

*\*Does not include Cancelled, Disregard Enroute, Objects Down, and Nonemergency Service Calls\**





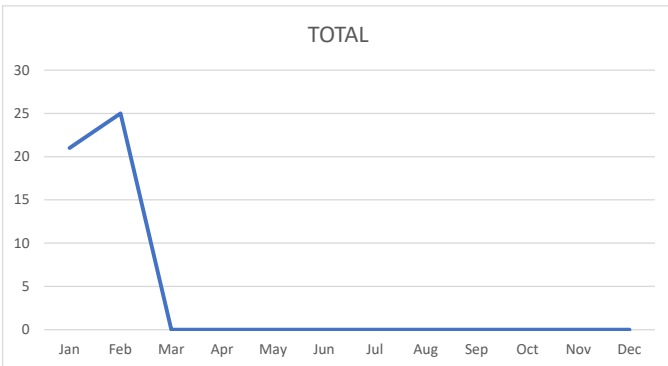
Village Fire Department  
 901 Corbindale Rd  
 Houston, TX, 77024  
 Phone# (713) 468-7941 Fax# (713) 468-5039

### 2026 Summary - Piney Point

Call/Incident Type/Detail	Jan	Feb	Mar	Apr	May	Jun	Jul	Aug	Sep	Oct	Nov	Dec	Total YTD
<b>TOTAL</b>	<b>21</b>	<b>25</b>	<b>0</b>	<b>0</b>	<b>0</b>	<b>0</b>	<b>0</b>	<b>0</b>	<b>0</b>	<b>0</b>	<b>0</b>	<b>0</b>	<b>46</b>
Abdominal Pain	0	0											0
Carbon Monoxide Detector with Symptoms	0	0											0
Carbon Monoxide Detector No Symptoms	0	1											1
Cardiac/Respiratory Arrest	0	0											0
Check a Noxious Odor	0	0											0
Check for Fire	0	0											0
Check for the Smell of Natural Gas	2	0											2
Check for the Smell of Smoke	0	1											1
Chest Pain	0	0											0
Choking	0	0											0
Elevator Rescue	0	0											0
Difficulty Breathing	1	2											3
Fall Victim	1	1											2
Fire Alarm Business	0	0											0
Fire Alarm Church or School	0	3											3
Fire Alarm Residence	3	7											10
Gas Leak	1	0											1
Headache- Stroke symptoms not present	0	0											0
Heart Problems	0	0											0
Hemorrhage/Laceration	0	0											0
House Fire	1	0											1
Injured Party	0	0											0
Medical Alarm	1	0											1
Motor Vehicle Collision	1	3											4
Motor Vehicle vs Pedestrian	0	0											0
Object Down in Roadway	0	0											0
Overdose/Poisoning	0	1											1
Possible D.O.S.	1	0											1
Powerlines Down Arcing/Burning	0	2											2
Psychiatric Emergency	0	0											0
Seizures	0	0											0
Service Call Non-emergency	3	3											6
Sick Call	3	0											3
Smoke in Business	0	1											1
Smoke in Residence	0	0											0
Stroke	0	0											0
Transformer Fire	0	0											0
Traumatic Injury	0	0											0
Unconscious Party/Syncope	2	0											2
Unknown Medical Emergency	1	0											1

Month	# of Incidents*	Avg Resp Time
Jan	16	4:22
Feb	20	4:52
Mar		
Apr		
May		
Jun		
Jul		
Aug		
Sep		
Oct		
Nov		
Dec		
36		4:37

*\*Does not include Cancelled, Disregard Enroute, Objects Down, and Nonemergency Service Calls\**





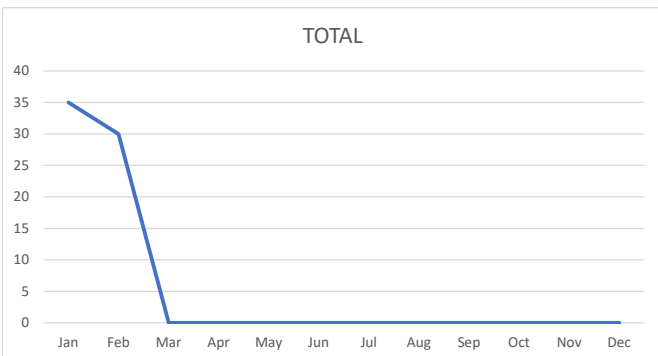
Village Fire Department  
 901 Corbindale Rd  
 Houston, TX, 77024  
 Phone# (713) 468-7941 Fax# (713) 468-5039

### 2026 Summary - Spring Valley

Call/Incident Type/Detail	Jan	Feb	Mar	Apr	May	Jun	Jul	Aug	Sep	Oct	Nov	Dec	Total YTD
<b>TOTAL</b>	<b>35</b>	<b>30</b>	<b>0</b>	<b>0</b>	<b>0</b>	<b>0</b>	<b>0</b>	<b>0</b>	<b>0</b>	<b>0</b>	<b>0</b>	<b>0</b>	<b>65</b>
Abdominal Pain	0	0											0
Allergic Reaction	0	0											0
Back Pain	0	0											0
Business Fire	1	0											1
Carbon Monoxide Detector No Symptoms	4	1											5
Cardiac/Respiratory Arrest	0	0											0
Check a Noxious Odor	0	0											0
Check for Fire	0	0											0
Check for the Smell of Natural Gas	1	0											1
Check for the Smell of Smoke	2	0											2
Chest Pain	2	4											6
Child Locked in a Vehicle Engine not running	0	0											0
Choking	0	0											0
Diabetic Emergency	0	1											1
Difficulty Breathing	5	2											7
Elevator Rescue	0	0											0
Entrapment- Non MVC	0	0											0
Explosion	0	0											0
Fall Victim	1	3											4
Fire Alarm Business	0	0											0
Fire Alarm Church or School	0	0											0
Fire Alarm Residence	2	2											4
Gas Leak	0	2											2
Grass Fire	0	0											0
Headache- Stroke symptoms not present	1	1											2
Heart Problems	1	0											1
Heat/Cold Exposure	0	0											0
Hemorrhage/Laceration	0	0											0
Injured Party	0	0											0
Medical Alarm	1	0											1
Motor Vehicle Collision	3	7											10
Motor Vehicle Collision with Entrapment	0	0											0
Motor Vehicle vs Motorcycle	0	0											0
Motor Vehicle vs Pedestrian	0	0											0
Object Down in Roadway	0	0											0
Overdose/Poisoning	0	0											0
Possible D.O.S.	0	0											0
Powerlines Down Arcing/Burning	0	1											1
Pregnancy/ Childbirth	0	0											0
Psychiatric Emergency	1	1											2
Seizures	0	0											0
Service Call Non-emergency	4	1											5
Shooting/Stabbing	0	0											0
Sick Call	1	1											2
Smoke in Business	0	0											0
Stroke	1	1											2
Transformer Fire	0	0											0
Trash Fire	1	0											1
Unconscious Party/Syncope	2	1											3
Unknown Medical Emergency	0	0											0
Vehicle Fire	1	1											2

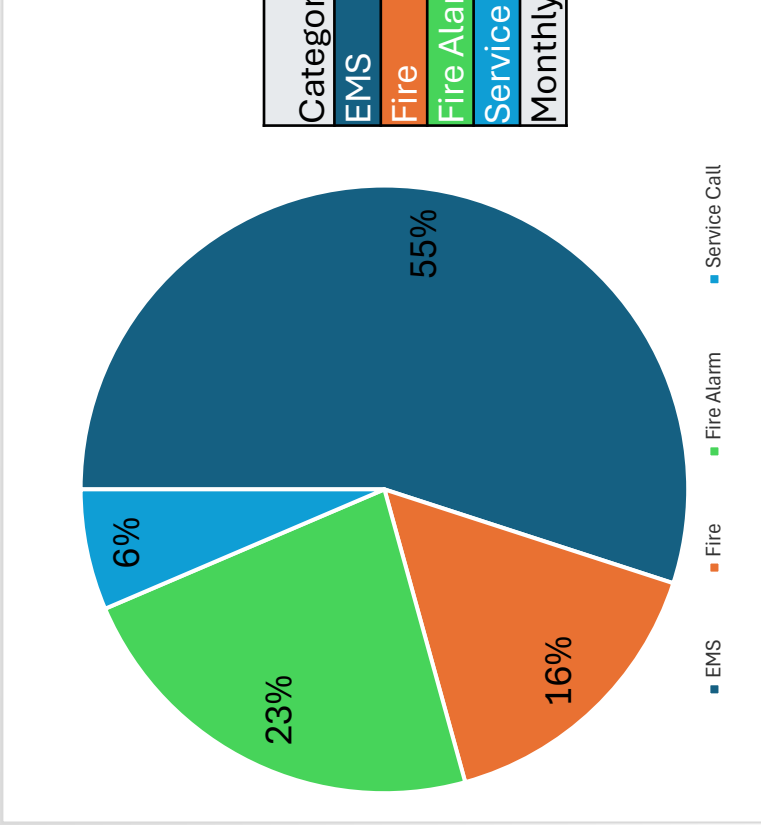
Month	# of Incidents*	Avg Resp Time
Jan	30	4:22
Feb	28	4:19
Mar		
Apr		
May		
Jun		
Jul		
Aug		
Sep		
Oct		
Nov		
Dec		
<hr/>		
	58	4:20

*\*Does not include Cancelled, Disregard Enroute, Objects Down, and Nonemergency Service Calls\**

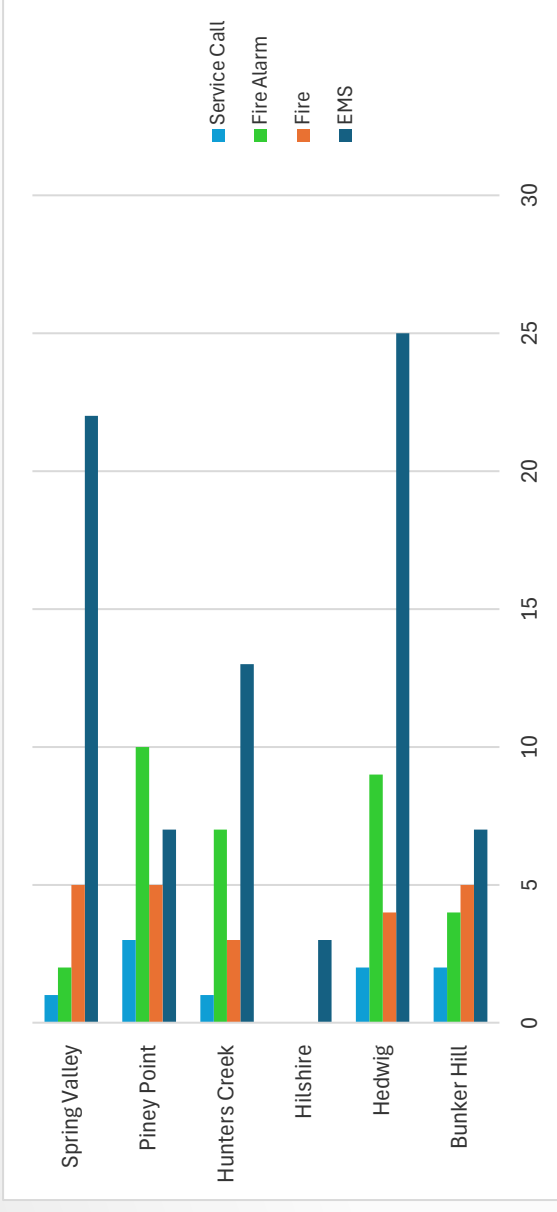


# Incident Response

## February 2026 ACTIVITY REPORT



Category	Total
EMS	77
Fire	22
Fire Alarm	32
Service Call	9
Monthly Total	140



**20**

Overlapping Calls (Feb '26)

**4:16**

Average Emergency Response Time (Feb '26)

**290**

YTD Total Incidents

**MAYOR**  
*Jim Pappas*

# CITY OF HUNTERS CREEK VILLAGE

**CITY COUNCIL**  
*Stuart Marks*  
*Fidel Sapien*  
*Linda Knox*  
*Chip Cowell*  
*Jay Carlton*



**CITY ADMINISTRATOR**  
*Tom Fullen, MPA, CPM*

## Building Official Monthly Report

Prepared Mar. 18, 2026, for Mar. 2026 council meeting.

Mayor and Council,

Please find attached the Building Officials Monthly Report for Feb. 2026

Thank You,

Henry Rivas  
Building Official



**City of Hunters Creek Village  
Permit Activity Report (Issued) - 2024**

Month	Building			Electrical		Mech & Plumbing		Total		Valuation
	# Issued	\$ Fees	# New Res	# Issued	\$ Fees	# Issued	\$ Fees	# Issued	\$ Fees	\$
January	17	\$5,092	0	14	\$2,705	25	\$5,130	56	\$12,928	\$1,374,287
February	32	\$35,182	1	14	\$2,230	26	\$4,970	72	\$42,382	\$5,438,854
March	30	\$18,029	1	12	\$2,105	34	\$7,525	76	\$27,658	\$4,296,108
April	33	\$9,970	0	9	\$1,310	28	\$5,130	70	\$16,415	\$1,091,456
May	22	\$22,687	0	13	\$1,735	23	\$3,530	58	\$27,052	\$1,707,719
June	29	\$17,966	2	21	\$4,140	35	\$5,935	85	\$28,041	\$4,754,586
July	38	\$29,205	2	34	\$7,430	48	\$8	120	\$44,625	\$4,447,505
August	29	\$8,652	0	46	\$9,410	55	\$9,950	130	\$28,012	\$2,681,491
September	32	\$34,831	2	49	\$9,425	50	\$9,130	131	\$53,385	\$7,953,627
October	36	\$20,906	1	56	\$10,655	66	\$11,780	158	\$43,341	\$4,998,063
November	25	\$121,714	4	25	\$8,000	35	\$11,195	85	\$70,977	\$12,097,910
December	23	\$104,947	4	10	\$9,910	19	\$16,305	52	\$62,709	\$6,782,835
<b>Total</b>	<b>346</b>	<b>\$429,180</b>	<b>17</b>	<b>303</b>	<b>\$69,055</b>	<b>444</b>	<b>\$90,588</b>	<b>1,093</b>	<b>\$457,524</b>	<b>\$57,624,441</b>

**City of Hunters Creek Village  
Permit Activity Report (Issued) - 2025**

Month	Building			Electrical		Mech & Plumbing		Total		Valuation
	# Issued	\$ Fees	# New Res	# Issued	\$ Fees	# Issued	\$ Fees	# Issued	\$ Fees	\$
January	20	\$16,148	1	23	\$3,745	36	\$7,140	79	\$27,034	\$2,630,548
February	26	\$21,260	1	22	\$3,185	38	\$7,540	86	\$31,985	\$1,759,652
March	26	\$21,496	2	21	\$4,135	21	\$6,000	68	\$31,632	\$1,282,330
April	30	\$64,758	5	23	\$5,856	43	\$8,705	96	\$79,320	\$10,514,761
May	31	\$19,303	1	22	\$4,215	44	\$8,190	97	\$31,709	\$2,652,355
June	25	\$29,932	2	25	\$3,470	34	\$6,490	84	\$39,892	\$351,125
July	31	\$21,716	1	16	\$2,525	67	\$8,475	114	\$32,716	\$519,927
August	29	\$14,937	1	14	\$2,045	41	\$5,475	84	\$22,457	\$6,470,967
September	28	\$51,760	4	23	\$3,980	57	\$7,665	108	\$63,405	\$10,063,326
October	42	\$19,399	0	28	\$4,140	77	\$10,575	94	\$34,114	\$1,788,848
November	30	\$28,187	1	13	\$1,400	51	\$5,660	94	\$35,248	\$852,720
December	39	\$45,719	3	21	\$3,120	66	\$7,205	126	\$56,044	\$7,537,459
<b>Total</b>	<b>357</b>	<b>\$354,615</b>	<b>22</b>	<b>251</b>	<b>\$41,816</b>	<b>575</b>	<b>\$89,120</b>	<b>1,130</b>	<b>\$485,557</b>	<b>\$46,424,018</b>

**City of Hunters Creek Village  
Permit Activity Report (Issued) - 2026**

Month	Building			Electrical		Mech & Plumbing		Total		Valuation
	# Issued	\$ Fees	# New Res	# Issued	\$ Fees	# Issued	\$ Fees	# Issued	\$ Fees	\$
January	36	\$35,299	1	24	\$3,670	55	\$8,680	115	\$47,899	\$7,465,164
February	34	\$31,856	0	26	\$4,010	60	\$11,875	120	\$47,741	\$2,520,741
March										
April										
May										
June										
July										
August										
September										
October										
November										
December										
<b>Total</b>										

**City of Hunters Creek Village  
Inspection Activity Report - 2025**

Month	Inspections Performed	Inspections Passed	% Passed	Inspections Failed	% Failed
January	219	193	88.1%	26	11.9%
February	266	226	85.0%	40	15.0%
March	197	164	83.2%	33	16.8%
April	231	212	91.8%	19	8.2%
May	223	213	95.5%	10	4.5%
June	98	89	90.8%	9	9.2%
July	192	175	91.1%	17	8.9%
August	146	135	92.5%	11	7.5%
September	168	153	91.1%	15	8.9%
October	209	190	90.9%	19	9.1%
November	184	169	91.8%	15	8.2%
December	153	141	92.2%	12	7.8%
Total	2286	2060	90.1%	226	9.9%

**City of Hunters Creek Village  
Inspection Activity Report - 2026**

Month	Inspections Performed	Inspections Passed	% Passed	Inspections Failed	% Failed
January	115	107	93.0%	8	7.0%
February	179	164	91.6%	15	8.4%
March			#DIV/0!		#DIV/0!
April			#DIV/0!		#DIV/0!
May			#DIV/0!		#DIV/0!
June			#DIV/0!		#DIV/0!
July			#DIV/0!		#DIV/0!
August			#DIV/0!		#DIV/0!
September			#DIV/0!		#DIV/0!
October			#DIV/0!		#DIV/0!
November			#DIV/0!		#DIV/0!
December			#DIV/0!		#DIV/0!
Total	294	271	92.2%	23	7.8%

# CITY OF HUNTERS CREEK VILLAGE ENGINEER'S REPORT

Prepared March 17, 2026, for the March 24, 2026

## **A. Shasta/Pineland/Lindenwood Reconstruction**

1. A final walkthrough and punch list items were generated on October 30<sup>th</sup>, 2025. Project was declared substantially complete.
2. An As-Built survey was completed and several deficiencies with ditch slopes were identified. CF met with the Contractor on 01/16/2026 to identify the proper corrections. Anticipated 2 driveway replacements and 4 crosswalk replacements to adjust culverts. Anticipated to take approximately 3 weeks.
3. The total contract value is \$1,912,450.53. Anticipating final contract amount to be approximately \$1,750,000 after Memorial work is added and unused work items are removed. Corrections are in progress.

## **B. MS4**

1. **2024 Annual Report**
  - 2024 report was submitted to TCEQ.
2. **2025 Annual Report**
  - Annual report is due on March 31<sup>st</sup>, 2026. CF is working on the report and will submit prior to the deadline.

## **C. CIP Projects**

1. **2026 Street Projects**
  - Caruthers Lane, Teakwood Lane, and Fleetway Drive were selected for CIP Projects in 2026.
  - Survey field work completed. Initial design and layout should begin in the next two weeks.
  - Plan to award in summer of this year.
2. **Outfalls**
  - Ripple Creek Outfall #19 was selected for 2026. Outfall is an existing CMP and has been severely corroded. The existing headwall is damaged as well.
  - Replacing corroded pipe with HDPE and replacing broken headwall/wingwall structure. Installing additional rip-rap at outfall to mitigate further erosion.
  - 1<sup>st</sup> Advertisement is this week. Project will bid in April.
  - Engineers OPCC is \$105K.

## **D. FEMA FLOODPLAIN MAPS (MAAPNEXT)**

1. FEMA released a draft of the new floodplain maps to floodplain administrators in Harris County. This started a 30-day comment period. These maps were developed by FEMA.
2. The maps were created using updated rainfall data after Harvey (2017). The previous maps were based on data from Tropical Storm Allison

(2001).

3. In general, the 100-year floodplain has replaced the current 500-year floodplain and grown in other locations.
4. Along Buffalo Bayou, it appears the Base Flood Elevation has increased approximately 5-feet in some areas.
5. These maps are NOT effective yet. This is a comment period giving jurisdictions the opportunity to review and comment. We have requested the models and will provide comments, specifically regarding Soldiers Creek, where we have noticed some issues. Once the models are received, we will have 30 days to make comments back to FEMA.
6. We have requested the models from FEMA but have not received them as of yet.

**E. Memorial Drive Asphalt Mill and Overlay (Harris County)**

1. Milling completed from Chimney Rock to Voss Road.
2. Met with project team on 03/17/2026 and identified base repair locations along the roadway. Base repair is 8-inch of Black Base and 2-inch of Asphalt overlay. All other locations will only receive 2-inch Asphalt Overlay.

**CITY OF HUNTERS CREEK VILLAGE, TEXAS  
MINUTES OF THE REGULAR  
CITY COUNCIL MEETING  
February 24, 2026**

The City Council of the City of Hunters Creek Village, Texas, held a regular meeting on Tuesday, February 24, 2026, at 6:00 p.m., at #1 Hunters Creek Place, Hunters Creek Village, Texas. Members of the public were invited to attend the meeting in person.

---

Present:	Mayor:	Jim Pappas
	Councilmembers:	Stuart Marks Fidel Sapien Linda Knox Chip Cowell Jay Carlton
	City Administrator:	Tom Fullen
	City Attorney:	Tim Kirwin
	City Engineer:	Nick Mumme
	Building Official:	Henry Rivas
	Assistant City Secretary:	Jessica Pierce

- A. Call to order, and the roll of elected and appointed officers will be taken.

**With a quorum of the Council Members present, Mayor Pappas called the meeting to order at 6:01 p.m.**

- B. **Ken Spalding led the Pledge of Allegiance, followed by a prayer by Mayor Pappas.**

- C. PUBLIC COMMENTS *At this time, any person with city-related business may speak to the Council. In compliance with the Texas Open Meetings Act, if a member of the public comments or inquires about a subject that is not specifically identified on the agenda, a member of council or a staff member may only respond by giving a statement of specific factual information or by reciting existing policy. The City Council may not deliberate or vote on the matter.*

**No comments.**

- D. REPORTS

1. City Treasurer Monthly Report - **Tom Fullen, City Administrator, presented this report.**
2. Police Commissioner Monthly Report – **Brooke Hamilton, Police Commissioner, presented this report.**

## AGENDA ITEMS

1. Discussion and possible action to accept the 2025 Racial Profiling Data and Report from the Memorial Village Police Department.

**Councilmember Marks made a motion to accept the 2025 Racial Profiling Data and Report from the Memorial Village Police Department. Councilmember Knox seconded the motion, and the motion was carried unanimously.**

2. Discussion and possible action to approve Amendment 2025-03 to the Memorial Village Police Department 2025 Budget to reclassify budget line items, which will not result in additional assessments to the City.

**Councilmember Marks made a motion to approve Amendment 2025-03 to the Memorial Village Police Department 2025 Budget to reclassify budget line items, which will not result in additional assessments to the City. Councilmember Knox seconded the motion, and the motion was carried unanimously.**

3. Fire Commissioner Monthly Report – **Rob Adams, Fire Commissioner, presented this report. [This item was taken out of order.]**

## AGENDA ITEMS

3. Discussion and possible action to approve Amendment 2026-01 to the Village Fire Department 2026 Budget to fund a blocker apparatus and rescue boat, which will not result in additional assessments to the City.

***This item was taken out of order.***

**Councilmember Sapien made a motion to approve Amendment 2026-01 to the Village Fire Department 2026 Budget to fund a blocker apparatus and rescue boat, which will not result in additional assessments to the City. Councilmember Carlton seconded the motion, and the motion was carried unanimously.**

4. Building Official Monthly Report – **Henry Rivas, City Building Official, presented this report.**
5. City Engineer Monthly Report – **Nick Mumme, City Engineer, presented this report.**

6. City Administrator Report – **No report.**
7. Mayor and Council Reports and Comments – **Mayor Pappas reported on the Memorial Drive reconstruction starting.**

E. CONSENT AGENDA *The following items are considered routine by the City Council and will be enacted by one motion. There will not be a separate discussion on these items unless a Councilmember requests, in which event, the item will be removed from the general order of business and considered in its normal sequence on the agenda.*

1. Approval of the Minutes of the Regular Meeting on January 27, 2026.
2. Approval of the Cash Disbursement Journal for January 2026.
3. Approval of the 4<sup>th</sup> Quarterly Investment Report for 2025.
4. Approval of the renewal agreement with TX BBG Consulting/SAFEbuilt for building construction inspections.
5. Approval to donate the bee hives to the POC Community Garden Club.

**Councilmember Knox made a motion to approve the consent agenda. Councilmember Cowell seconded the motion, and the motion was carried unanimously.**

F. REGULAR AGENDA

4. Discussion and possible action to approve an extension for New Residence Permit 202400097 at 282 Bryn Mawr Circle.

**Councilmember Marks made a motion to approve a 1-month extension for New Residence Permit 202400097 at 282 Bryn Mawr Circle. Councilmember Carlton seconded the motion, and the motion was carried unanimously.**

5. Discussion and possible action to adopt an ordinance of the City of Hunters Creek Village, Texas, declaring that the unopposed candidates for Councilmember Positions nos. 1, 2, and 3 are duly elected; cancelling the May 2, 2026, General Municipal Election; and containing other provisions relating to the subject.

**Councilmember Carlton made a motion to adopt an ordinance of the City of Hunters Creek Village, Texas, declaring that the unopposed candidates for Councilmember Positions nos. 1, 2, and 3 are duly elected; cancelling the May 2, 2026, General Municipal Election; and containing other provisions relating to the subject. Councilmember Knox seconded the motion, and the motion was carried unanimously.**

6. Discussion and possible action to appoint member(s) to the Zoning Board of Adjustment.

**Councilmember Carlton made a motion to appoint Matt Strange to an Alternate Position No. 9 to the Zoning Board of Adjustment. Councilmember Knox seconded the motion, and the motion was carried unanimously.**

7. Discussion and possible action to approve an ordinance of the City of Hunters Creek Village, Texas, amending the City's 2025 budget to adjust individual line items to reflect actual expenditures, providing for severability, and containing other provisions relating to the subject.

**Councilmember Sapien made a motion to approve an ordinance of the City of Hunters Creek Village, Texas, amending the City's 2025 budget to adjust individual line items to reflect actual expenditures, providing for severability, and containing other provisions relating to the subject. Councilmember Marks seconded the motion, and the motion was carried unanimously.**

8. Discussion and possible action to approve Change Order #2 (Close Out) to the contract with UMD Construction in the amount of \$(4,692.00) for the Voss Road Panel Replacement Project.

**Councilmember Cowell made a motion to approve Change Order #2 (Close Out) to the contract with UMD Construction in the amount of \$(4,692.00) for the Voss Road Panel Replacement Project. Councilmember Sapien seconded the motion, and the motion was carried unanimously.**

9. Discussion and possible action to adopt a resolution suspending CenterPoint Energy's 2026 Annual Gas Reliability Infrastructure Program ("GRIP") rate adjustment for 45 days.

**Councilmember Cowell made a motion to adopt a resolution suspending CenterPoint Energy's 2026 Annual Gas Reliability Infrastructure Program ("GRIP") rate adjustment for 45 days. Councilmember Knox seconded the motion, and the motion was carried unanimously.**

- G. EXECUTIVE SESSION It is anticipated that all, or a portion of the discussion of the following items, if any, will be conducted in closed executive session under the

authority of the Texas Open Meetings Act. However, no action will be taken on these items until the City Council reconvenes in open session.

**At 6:48 p.m., the mayor announced that the City Council was recessing into closed executive session under Chapter 551 of the Texas Open Meetings Act to deliberate on the following items.**

1. Sec. 551.071. CONSULTATION WITH ATTORNEY; CLOSED MEETING. The City will meet in closed session to seek the advice of its attorney about pending or contemplated litigation, or a settlement offer, or on a matter in which the duty of the attorney to the governmental body under the Texas Disciplinary Rules of Professional Conduct of the State Bar of Texas clearly conflicts with this chapter, being 551 of the Texas Government Code.

- Bone Segovia Ramirez and Marvine Hernandez v. City of Hunters Creek Village (Cause No 2025-68053); In the District Court, Harris County, Texas, 333<sup>rd</sup> Judicial District.

I. RECONVENE into Open Session and consider action, if any, on items discussed in Executive Session.

**Council reconvened into Open Session at 7:00 p.m. No action was taken after the executive session.**

J. ADJOURNMENT

**At 7:01 p.m., Councilmember Marks made a motion to adjourn. Councilmember Sapien seconded the motion, and the motion was carried unanimously. The meeting was adjourned at 7:01 p.m.**

These minutes were approved on the \_\_\_\_ day of March 2026.

\_\_\_\_\_  
Jim Pappas, Mayor

ATTEST:

\_\_\_\_\_  
Tom Fullen, City Administrator  
Acting City Secretary



Vendor Number	Vendor Name	Payment Date	Payment Type	Discount Amount	Payment Amount	Number
<b>Bank Code: AP DISB ALLEGIANCE-AP POOLED ALLEGIANCE DISBURSEMENT</b>						
0458	A T & T Phone	02/02/2026	Regular	0.00	873.98	35358
000774	ADAM VOYLES	02/02/2026	Regular	0.00	450.00	35359
0669	C & D JANITOR SERVICE INC	02/02/2026	Regular	0.00	895.15	35360
0010	CENTERPOINT ENERGY	02/02/2026	Regular	0.00	135.88	35361
0012	COBB FENDLEY	02/02/2026	Regular	0.00	8,372.37	35362
000796	ENGIE RESOURCES	02/02/2026	Regular	0.00	6,556.25	35363
000895	HENRY RIVAS	02/02/2026	Regular	0.00	200.10	35364
000844	LINEBARGER GOGGAN BLAIR & SAMPSON LLP	02/02/2026	Regular	0.00	1,452.24	35365
0641	MARK E EASLEY	02/02/2026	Regular	0.00	450.00	35366
000919	MEMORIAL VILLAGES POLICE DEPT. - FUEL	02/02/2026	Regular	0.00	547.95	35367
0053	MEMORIAL VILLAGES WATER AUTHORITY	02/02/2026	Regular	0.00	1,480.15	35368
0065	ODP BUSSINESS SOLUTIONS	02/02/2026	Regular	0.00	354.17	35369
000731	AL'S ENGINE & EQUIPMENT	02/15/2026	Regular	0.00	889.11	35370
000738	BLACK DUG OPERATIONS, LLC	02/15/2026	Regular	0.00	1,590.00	35371
0445	CENTURY CONCRETE CONSTRUCTION INC	02/15/2026	Regular	0.00	19,345.00	35372
000876	CINTAS CORPORATION	02/15/2026	Regular	0.00	326.16	35373
000775	CITYLYNX INC	02/15/2026	Regular	0.00	500.00	35374
000966	Flock Group Inc.	02/15/2026	Regular	0.00	2,500.00	35375
0537	GFL of Texas, LP	02/15/2026	Regular	0.00	44,625.49	35376
000744	GULF COAST GOVERNMENT FINANCE OFFICERS	02/15/2026	Regular	0.00	35.00	35377
0548	ISI CONTRACTING INC	02/15/2026	Regular	0.00	23,787.50	35378
000970	UMD Energy Solutions Corp.	02/15/2026	Regular	0.00	48,105.40	35379
0362	VERIZON WIRELESS	02/15/2026	Regular	0.00	57.99	35380
0255	ZERO WASTE USA	02/15/2026	Regular	0.00	4,813.18	35381

**Bank Code AP DISB ALLEGIANCE Summary**

Payment Type	Payable Count	Payment Count	Discount	Payment
Regular Checks	24	24	0.00	168,343.07
Manual Checks	0	0	0.00	0.00
Voided Checks	0	0	0.00	0.00
Bank Drafts	0	0	0.00	0.00
EFT's	0	0	0.00	0.00
	<b>24</b>	<b>24</b>	<b>0.00</b>	<b>168,343.07</b>

Check Report

Date Range: 02/01/2026 - 02/28/2026

Vendor Number	Vendor Name	Payment Date	Payment Type	Discount Amount	Payment Amount	Number
<b>Bank Code: AP PF ALLEGIANCE-AP POOLED ALLEGIANCE PUBLIC FUNDS</b>						
0052	MEMORIAL VILLAGES POLICE DEPT - MAIN	02/02/2026	EFT	0.00	237,124.80	1079
0105	VILLAGE FIRE DEPARTMENT	02/02/2026	EFT	0.00	196,315.50	1080
0052	MEMORIAL VILLAGES POLICE DEPT - MAIN	02/27/2026	EFT	0.00	237,124.80	1081
0105	VILLAGE FIRE DEPARTMENT	02/27/2026	EFT	0.00	196,315.50	1082
000908	PREACTIVE IT SOLUTIONS	02/02/2026	Bank Draft	0.00	1,700.00	DFT0000637
0674	JIM PAPPAS	02/02/2026	Bank Draft	0.00	1,500.00	DFT0000638
0107	VILLAGES MUTUAL INSURANCE COOPERATIVE	02/02/2026	Bank Draft	0.00	9,915.03	DFT0000639
000726	PITNEY BOWES (PURCHASE POWER)	02/15/2026	Bank Draft	0.00	314.99	DFT0000640
000716	KIRWIN LAW FIRM PLLC	02/15/2026	Bank Draft	0.00	1,737.50	DFT0000641
000936	Ozraa Dhanani	02/15/2026	Bank Draft	0.00	1,227.50	DFT0000642
000789	VAN SANT LANDSCAPE MANAGEMENT	02/15/2026	Bank Draft	0.00	3,328.00	DFT0000643
0517-TF	PAYMENT REMITTANCE CENTER	02/20/2026	Bank Draft	0.00	3,241.05	DFT0000649

**Bank Code AP PF ALLEGIANCE Summary**

Payment Type	Payable	Payment	Discount	Payment
	Count	Count		
Regular Checks	0	0	0.00	0.00
Manual Checks	0	0	0.00	0.00
Voided Checks	0	0	0.00	0.00
Bank Drafts	11	8	0.00	22,964.07
EFT's	4	4	0.00	866,880.60
	<b>15</b>	<b>12</b>	<b>0.00</b>	<b>889,844.67</b>

### All Bank Codes Check Summary

Payment Type	Payable Count	Payment Count	Discount	Payment
Regular Checks	24	24	0.00	168,343.07
Manual Checks	0	0	0.00	0.00
Voided Checks	0	0	0.00	0.00
Bank Drafts	11	8	0.00	22,964.07
EFT's	4	4	0.00	866,880.60
	<b>39</b>	<b>36</b>	<b>0.00</b>	<b>1,058,187.74</b>

### Fund Summary

Fund	Name	Period	Amount
999	POOL	2/2026	1,058,187.74
			<b>1,058,187.74</b>

**RESOLUTION NO. 2026-03**

**A RESOLUTION OF THE CITY COUNCIL OF THE CITY OF HUNTERS CREEK VILLAGE, TEXAS, APPOINTING A MEMBER TO THE BOARD OF DIRECTORS OF THE HARRIS-GALVESTON SUBSIDENCE DISTRICT; PROVIDING FOR THE INCORPORATION OF PREAMBLE; AND PROVIDING AN EFFECTIVE DATE.**

**WHEREAS**, the City Council of the City of Hunters Creek Village, Texas, along with the Cities of Bunker Hill Village, Hedwig Village, Hilshire Village, Humble, Piney Point Village and Spring Valley Village may appoint a representative to the Harris-Galveston Subsidence District for a two-year term, with the appointee’s term commencing on February 1, 2026, and ending on January 31, 2028; and

**WHEREAS**, the City Council desires to exercise its right to appoint a representative to the Harris-Galveston Subsidence District along with the Cities of Bunker Hill Village, Hedwig Village, Hilshire Village, Humble, Piney Point Village, and Spring Valley Village.

**NOW, THEREFORE, BE IT RESOLVED BY THE CITY COUNCIL OF THE CITY OF HUNTERS CREEK VILLAGE, TEXAS, THAT:**

**Section 1.** The above and foregoing premises are true and correct and are incorporated herein and made a part hereof for all purposes.

**Section 2.** The City Council of the City of Hunters Creek Village, Texas, hereby appoints Kyle Sears to serve as a board member on the Harris-Galveston Subsidence District Board of Directors, effective February 1, 2026, until January 31, 2028.

**Section 3.** This Resolution shall become effective immediately upon its passage.

**DULY PASSED AND APPROVED** this 24<sup>th</sup> day of March 2026.

\_\_\_\_\_  
Jim Pappas, Mayor

**ATTEST:**

\_\_\_\_\_  
Tom Fullen, City Administrator  
Acting City Secretary



**CITY OF HUNTERS CREEK VILLAGE  
AGENDA DISCUSSION FORM**

**AGENDA DATE:** March 24, 2026  
**AGENDA SUBJECT:** Discussion and possible action to decide whether or not to decline the 2026 consumer price index adjustment to the City's telecommunications right-of-way access line rates.  
**EXHIBITS:** Letter

---



*Public Utility Commission of Texas*

*1701 N. Congress Ave., PO Box 13326, Austin, TX 78711-3326*

---

**2026 CONSUMER PRICE INDEX (CPI) ADJUSTMENT TO MUNICIPAL  
TELECOMMUNICATIONS RIGHT-OF-WAY ACCESS LINE RATES**

---

**February 28, 2026**

**PURPOSE**

This letter is to notify you that your city's 2026 maximum access line rates have increased by 1.1157% due to inflation, as measured by the CPI. This adjustment has been made pursuant to Chapter 283 of the Local Government Code (House Bill 1777).

**DEFAULT RATES FOR 2026: NO CHANGE**

Based on the choice made by your city in April 2025, your city's 2026 rate will either be adjusted for inflation, or will remain the same as your 2025 rate. According to our records, when similar CPI adjustments were made in April 2025, you opted NOT to adjust your rates for inflation, (i.e. you chose LESS than the maximum allowable CPI-adjusted rates). Therefore, your 2026 rates will REMAIN at your 2025 level and your rates will NOT increase. You have the option to refuse this default rate and request an increase in rates by taking the action explained below.

**ACTION BY CITY: TO REQUEST AN INCREASE**

(1) You do not have to respond if you desire to keep your 2026 rates at the 2025 levels. (2) Respond ONLY if you want an INCREASE from the 2025 rates. (3) To request an increase, notify the PUC using page 2 of this letter no later than April 30, 2026. (4) The PUC does not require City council authorization; however, if your city charter requires it, please do so immediately. (5) Verify your contact information and highlight any changes. (6) Make a copy of this document.

**WHAT HAPPENS IF A CITY DOES NOT RESPOND BY APRIL 30, 2026?**

If a city does not respond by April 30, 2026, the rates for your city will remain at the 2025 levels. The next opportunity to adjust your rates will be September 1, 2026.

**WHAT HAPPENS NEXT?**

The PUC will notify telephone companies of your desired rates and your city will be compensated accordingly no later than July 1, 2026.

**FUTURE REVISIONS TO CPI**

The access line rates will be revised annually in March depending on whether the CPI changes for the previous year. If the CPI changes for the year 2026, you will receive a similar letter in 2027.

See over...

**City of Hunters Creek Village**

**SECTION 1: Your new 2026 CPI adjusted maximum rates are as follows:**

**Residential:** \_\_\_\_\_ \$1.84      **Non-Residential:** \_\_\_\_\_ \$4.03      **Point-to-Point:** \_\_\_\_\_ \$6.08

**SECTION 2: Your default rates for 2026 are as follows and are the same as your 2025 rates.**

**Note: This is lower because you have chosen to do so previously.**

**Residential:** \_\_\_\_\_ \$1.75      **Non-Residential:** \_\_\_\_\_ \$3.84      **Point-to-Point:** \_\_\_\_\_ \$5.80

**To increase your default rates by any amount up to your 2026 maximum rates shown in SECTION 1, notify the PUC by completing the section below. You can mail or fax this page to the PUC. To accept rates in SECTION 2, no action is required.**

I \_\_\_\_\_, Title \_\_\_\_\_, am an authorized representative for the City/Town/Village of \_\_\_\_\_. The City declines to accept the default rates indicated in SECTION 2 above. Instead, we choose the following rates: Residential \_\_\_\_\_; Non-Residential \_\_\_\_\_; Point-to-Point \_\_\_\_\_.

Date: \_\_\_\_\_ Signature: \_\_\_\_\_

Other Comments:

**HOW TO RESPOND**

Mail: Micah Noon  
Public Utility Commission  
P.O. Box 13326  
Austin, TX 78711-3326

**INQUIRIES**

Inquiries only. NOT for sending your response.  
HB1777@puc.texas.gov  
Phone No: 512-936-7394

Or FAX to Micah Noon at: 512-936-7293;  
EMAIL to micah.noon@puc.texas.gov

**CITY CONTACT INFORMATION**

Please notify us if the contact information we have on file for your city has changed. Thank you.

Phone No. 1: (713) 465-2150  
Phone No. 2: NULL  
Fax No: (713) 465-8357  
Email: tfullen@cityofhunterscreek.org

**Address**

Tom Fullen City Administrator  
or current city official responsible for right-of-way issues  
CITY OF HUNTERS CREEK VILLAGE  
#1 HUNTERS CREEK PLACE  
Houston TX 77024



**CITY OF HUNTERS CREEK VILLAGE  
AGENDA DISCUSSION FORM**

**AGENDA DATE:** March 24, 2026  
**AGENDA SUBJECT:** Discussion and possible action to approve or object to CenterPoint Energy Houston Electric, LLC's Annual Franchise Fee Calculation.  
**EXHIBITS:** Calculation Letter

---



**CITY OF HUNTERS CREEK VILLAGE  
AGENDA DISCUSSION FORM**

**AGENDA DATE:** March 24, 2026  
**AGENDA SUBJECT:** Discussion and possible action to approve Change Order No. 6 (Close Out) to reduce the contract with Century Concrete Construction Inc. in the amount of (\$155,813.60) for the Shasta Drive, Pineland Drive, and Lindenwood Drive Reconstruction Project.

**EXHIBITS:** Change Order

---



Item No.	Item Description	Unit	QTY	Unit Price	Extended Price	Change Order #1 - #5			Change Order #6		
						Revised QTY	Revised Price	Price Difference	Revised QTY	Revised Price	Price Difference
<b>BASE UNIT PRICE ITEMS</b>											
<b>PART 1 - SITE PREPARATION</b>											
1	Mobilization (No Greater than 5% of Total Bid)	LS	1	\$ 65,000.00	\$ 65,000.00			\$ -			\$ -
2	Traffic Control and Regulation	LS	1	\$ 30,648.91	\$ 30,648.91			\$ -			\$ -
3	Temporary Residential Driveways, Furnish, Install, and Remove including Maintenance (All-Weather Material)	EA	89	\$ 750.00	\$ 66,750.00			\$ -			\$ -
4	Adjust Existing MH Lid to Grade	EA	5	\$ 650.00	\$ 3,250.00			\$ -			\$ (1,950.00)
5	Adjust Existing Cleanout to Grade	EA	2	\$ 2,250.00	\$ 4,500.00			\$ -			\$ (2,250.00)
6	Block Sodding	SY	15000	\$ 10.00	\$ 150,000.00			\$ -			\$ (42,420.00)
7	Loop Detector replacement and reconnection to contrl box, Lindenwood - Memorial Intersection	LS	1	\$ 3,293.37	\$ 3,293.37			\$ -			\$ (3,293.37)
8	Reflectorized Pavement Markings (Thermoplastic) 24-inch White/Solid - Furnished and Applied	LF	71	\$ 14.41	\$ 1,023.11			\$ -			\$ (1,023.11)
9	Tree Protection, including clearance pruning	EA	1	\$ 1,200.00	\$ 1,200.00			\$ -			\$ (1,200.00)
10	Tree Removal (0-12")	EA	2	\$ 750.00	\$ 1,500.00			\$ -			\$ -
11	Tree Removal (12-30")	EA	2	\$ 1,500.00	\$ 3,000.00	10.00	1,500.00	\$ 12,000.00			\$ -
<b>PART 2 - SWPPP</b>											
12	Erosion/Sediment Control in Accordance with TPDES Requirements, Including Notice of Intent (NOI), Notice of Termination (NOT), Maintenance, Inspection and Reporting	LS	1	\$ 6,500.00	\$ 6,500.00			\$ -			\$ -
13	Reinforced Filter Fabric Fence	LF	900	\$ 3.50	\$ 3,150.00			\$ -		300.00	\$ (2,100.00)
14	Inlet Protection Barrier (Stage 2 inlets, gravel bags, 60% of unit cost for furnish & installation & 40% of unit cost for removal)	EA	57	\$ 75.00	\$ 4,275.00			\$ -		35.00	\$ (1,650.00)

Item No.	Item Description	Unit	QTY	Unit Price	Extended Price	Change Order #1 - #5				Change Order #6								
						Revised QTY	Revised Unit Price	Price Difference	Revised QTY	Revised Unit Price	Price Difference							
<b>PART 3 - DEMOLITION ITEMS</b>																		
15	Remove and Dispose of Existing 15" Storm Sewer Pipe	LF	229	\$ 20.00	\$ 4,580.00			\$										
16	Remove and Dispose of Existing 18" Storm Sewer Pipe	LF	847	\$ 20.00	\$ 16,940.00			\$										
17	Remove and Dispose of Existing 24" Storm Sewer Pipe	LF	578	\$ 22.00	\$ 12,716.00	563.00	\$	22.00	\$ (330.00)									
18	Remove and Dispose of Existing Headwalls	EA	30	\$ 175.00	\$ 5,250.00			\$										
19	Remove and Dispose Offsite of Existing Concrete Walkways and Driveways (All Thicknesses), Complete in Place	SY	782	\$ 22.76	\$ 17,798.32	753.00	\$	22.76	\$ (660.04)	832.00	\$	22.76	\$ 1,798.04					
20	Remove and Dispose of Brick Paver, Stone, and Gravel Driveway (All Thicknesses), Complete in Place	SY	782	\$ 22.76	\$ 17,798.32			\$										
<b>PART 4 - PAVING ITEMS</b>																		
21	3 inches HMAC Asphalt, Complete in Place	TON	122	\$ 284.05	\$ 34,654.10	0.00	\$	284.05	\$ (34,654.10)									
22	16 inches Crushed Concrete (Non-Stabilized) Complete in place	SY	732	\$ 46.10	\$ 33,745.20	0.00	\$	46.10	\$ (33,745.20)									
23	Remove/Dispose Asphalt and Subgrade	SY	732	\$ 14.37	\$ 10,518.84	0.00	\$	14.37	\$ (10,518.84)									
24	Laminated Geogrid, Complete in Place	SY	732	\$ 6.14	\$ 4,494.48	0.00	\$	6.14	\$ (4,494.48)									
25	Install Root Barrier (24" depth), furnished by the City	LF	400	\$ 15.00	\$ 6,000.00			\$		0.00	\$	15.00	\$ (6,000.00)					
26	In place Full Depth Cold Flexible Pavement Recycling, including final shaping and grading and haul - off and disposal of excess material	SY	12,190	\$ 9.15	\$ 111,538.50	11,041.00	\$	9.15	\$ (10,513.35)									
27	Tru Bin 70 - 30 Material	TON	307	\$ 260.00	\$ 79,820.00	278.00	\$	260.00	\$ (7,540.00)	212.00	\$	260.00	\$ (17,160.00)					
28	2-inch thick type D HMAC overlay	TON	1,326	\$ 222.35	\$ 294,836.10	1,201.00	\$	222.35	\$ (27,793.75)	1,326.00	\$	222.35	\$ 27,793.75					
29	Recycled Crushed Concrete Base	TON	75	\$ 75.00	\$ 5,625.00			\$		0.00	\$	75.00	\$ (5,625.00)					
30	6-Inch Concrete Driveways, Including 6-Inch Cement Stabilized Sand Base, Complete in Place (Aprons Only)	SY	1,564	\$ 105.50	\$ 165,002.00	1,535.00	\$	105.50	\$ (3,059.50)	1,614.00	\$	105.50	\$ 8,334.50					
31	Concrete Headwalls	EA	30	\$ 900.00	\$ 27,000.00			\$										
<b>PART 5 - DRAINAGE AND STORM SEWER ITEMS</b>																		
32	Ditch Regrading	LF	4,830	\$ 5.25	\$ 25,357.50	4,930.00	\$	5.25	\$ 525.00									
33	Reinforced Concrete Pipe, C76, Class III, Rubber Gasket (15-inch)	LF	229	\$ 110.00	\$ 25,190.00			\$										
34	Reinforced Concrete Pipe, C76, Class III, Rubber Gasket (18-inch)	LF	791	\$ 130.00	\$ 102,830.00			\$										
35	Reinforced Concrete Pipe, C76, Class III, Rubber Gasket (24-inch)	LF	544	\$ 155.00	\$ 84,320.00	506.00	\$	155.00	\$ (5,890.00)									
36	Reinforced Concrete Pipe, C76, Class III, Rubber Gasket (36-inch)	LF	10	\$ 240.00	\$ 2,400.00			\$										
37	Reinforced Concrete Pipe, C76, Class III, Rubber Gasket (18-inch, ARCH Pipe)	LF	56	\$ 325.00	\$ 18,200.00			\$										
38	Reinforced Concrete Pipe, C76, Class III, Rubber Gasket (24-inch, ARCH Pipe)	LF	34	\$ 350.00	\$ 11,900.00			\$										
39	Type A Grate Inlet, Complete in Place	EA	14	\$ 2,500.00	\$ 35,000.00	12.00	\$	2,500.00	\$ (5,000.00)									

Item No.	Item Description	Unit	QTY	Unit Price	Extended Price	Change Order #1 - #5			Change Order #6			
						Revised QTY	Revised Unit Price	Price Difference	Revised QTY	Revised Unit Price	Price Difference	
<b>PART 6 - EXTRA WORK ITEMS</b>												
40	Block Sodding, Zoysia (CO #6)	SY	4,500	\$ 10.70	\$ 48,150.00	1,430.00	\$ 10.70	\$ (32,849.00)	1,793.00	\$ 10.70	\$ 3,894.10	
41	Yard drain, Force Main reconnection to proposed storm sewer (CO #6)	EA	17	\$ 400.00	\$ 6,800.00			\$ -	2.00	\$ 400.00	\$ (6,000.00)	
42	6" Concrete Curb, Complete in Place (CO #6)	LF	80	\$ 5.25	\$ 420.00			\$ -	0.00	\$ 5.25	\$ (420.00)	
43	Paver and Stone Driveways, Including Salvaged Pavers and 6-Inch Cement Stabilized Sand Base, Complete in Place (CO #6)	SY	350	\$ 172.00	\$ 60,200.00	215.00	\$ 172.00	\$ (23,220.00)	0.00	\$ 172.00	\$ (36,980.00)	
44	Remove and Dispose of Existing Culverts (All Sizes)(CO #6)	LF	115	\$ 20.00	\$ 2,300.00			\$ -	18.00	\$ 20.00	\$ (1,940.00)	
45	Reinforced Concrete Pipe, C76, Class III, Rubber Gasket (24-inch)(CO #6)	LF	100	\$ 150.00	\$ 15,000.00			\$ -	18.00	\$ 150.00	\$ (12,300.00)	
<b>PART 7 - ALTERNATE BID ITEMS</b>												
46	16 INCHES Crushed Concrete (Stabilized) Complete in Place (CO #6)	SY	200	\$ 61.47	\$ 12,294.00			\$ -	0.00	\$ 61.47	\$ (12,294.00)	
<b>PART 8 - ADD ALTERNATE ITEMS</b>												
47	Remove and Replace 3 inch HMA Asphalt, complete in place (Surface Repair) (CO #6)	SY	100	\$ 83.33	\$ 8,333.00			\$ -	0.00	\$ 83.33	\$ (8,333.00)	
48	4" Pavement Striping All Types and Colors (CO #6)	LF	1,100	\$ 2.60	\$ 2,860.00			\$ -	0.00	\$ 2.60	\$ (2,860.00)	
49	Traffic Button Markers All Types and Colors Button Furnish and Apply (CO #6)	EA	40	\$ 12.00	\$ 480.00			\$ -	0.00	\$ 12.00	\$ (480.00)	
50	Install Root Barrier (24" depth), furnished by the Contractor (CO #6)	LF	200	\$ 27.00	\$ 5,400.00			\$ -	0.00	\$ 27.00	\$ (5,400.00)	
<b>PART 9 - DEDUCT ALTERNATE ITEMS</b>												
51	Select Backfill Material (CO #6)	CY	500	\$ 25.00	\$ 12,500.00			\$ -	0.00	\$ 25.00	\$ (12,500.00)	
52	Reinforced Concrete Pipe, C76, Class III, Rubber Gasket (36-inch), 322 Lindenwood Outfall (CO #6)	LF	83	\$ 240.00	\$ 19,920.00			\$ -	0.00	\$ 240.00	\$ (19,920.00)	
53	Proposed Type C Manhole, Complete in Place (CO #6)	EA	1	\$ 6,500.00	\$ 6,500.00			\$ -	0.00	\$ 6,500.00	\$ (6,500.00)	
54	Concrete Headwall/Wingwall Structure, 322 Lindenwood Outfall, Complete in Place (CO #6)	EA	1	\$ 3,500.00	\$ 3,500.00			\$ -	0.00	\$ 3,500.00	\$ (3,500.00)	
55	Connect Existing 18" Storm Sewer to Prop. Manhole, Complete in Place (CO #6)	EA	1	\$ 1,115.13	\$ 1,115.13			\$ -	0.00	\$ 1,115.13	\$ (1,115.13)	
<b>CHANGE ORDER NO. 1</b>												
CO1.1	Colored Concrete Ribbon Curb 1'-0" Wide x 0'-8" Depth	LF	0	\$ -	\$ -	10,320.00	\$ 20.00	\$ 206,400.00			\$ -	
CO1.2	Stabilized Sand at 8" Depth, To be Located Under Ribbon Curb and Extent 1' Beyond Ribbon Curb	TON	0	\$ -	\$ -	918.00	\$ 45.00	\$ 41,310.00			\$ -	
CO1.3	Excavation and Haul Off	CY	0	\$ -	\$ -	993.00	\$ 20.00	\$ 19,860.00			\$ -	
CO1.4	Payment and Performance Bond	LS	0	\$ -	\$ -	1.00	\$ 7,545.75	\$ 7,545.75			\$ -	

Item No.	Item Description	Unit	QTY	Unit Price	Extended Price	Change Order #1 - #5				Change Order #6						
						Revised QTY	Revised Price	Price Difference	Revised QTY	Revised Price	Price Difference					
<b>CHANGE ORDER NO. 3 (ADDITIONAL WORK ITEMS)</b>																
CO3.1	CIP Conflict Box to Avoid 6" Sanitary Sewer Line (includes formwork, equipment and labor)	EA	0	\$ -	\$ -	1.00	\$ 3,700.00	\$ 3,700.00					\$ -			
CO3.2	405 Lindenwood (60"x60" Type A Inlet, 72"x72" Slab Top with 30"x30" Frame and Grate, 20 LF of 24" HDPE, 20 LF of 18" HDPE, 24" ADS N-12 45 Degree Elbow, and 2 ADS N-12 Split Couplings) (This work is part of RFP #1)	LS	0	\$ -	\$ -	1.00	\$ 14,490.75	\$ 14,490.75					\$ -			
CO3.3	CIP Inlet Between Driveways at 416 Lindenwood and 502 Lindenwood	EA	0	\$ -	\$ -	1.00	\$ 3,250.00	\$ 3,250.00					\$ -			
<b>CHANGE ORDER NO. 4 (ADDITIONAL WORK ITEMS)</b>																
CO4.1	405 Lindenwood Fire Hydrant Relocation/Installation (1 EA Kennedy Gate Valve, 1 EA Mueller Fire Hydrant, 20 LF of 6-Inch C900 Pipe, 3 EA Megalug Kits, 1 EA Thrust Block) (This work is included in RFP #1)	LS	0	\$ -	\$ -	1.00	\$ 16,785.17	\$ 16,785.17					\$ -			
<b>CHANGE ORDER NO. 5 (ADDITIONAL WORK ITEMS)</b>																
CO5.1	Milling Asphalt Surface 6-Inch Depth for Roadway (Remove and Dispose)	SY	0	\$ -	\$ -	403.00	\$ 48.85	\$ 19,686.55					\$ -			
CO5.2	3-Inches HIMAC Asphalt Surface, Complete in Place (CO #6)	TON	0	\$ -	\$ -	50.00	\$ 382.20	\$ 19,110.00	61.00	\$ 382.20	\$ 4,204.20		\$ -			
CO5.3	Base Course Using Dense Graded Hot-Mix Asphalt (Black Base), 3-Inch Depth (CO #6)	TON	0	\$ -	\$ -	50.00	\$ 254.80	\$ 12,740.00	96.00	\$ 254.80	\$ 11,720.80		\$ -			
CO5.4	Traffic Control and Regulation	LS	0	\$ -	\$ -	1.00	\$ 8,327.85	\$ 8,327.85					\$ -			
CO5.5	Striping (Center Lane and Shoulder) Non-Thermoplastic	LS	0	\$ -	\$ -	1.00	\$ 800.00	\$ 800.00					\$ -			
CO5.6	Waterline Relocations (Horizontal or Vertical to Avoid Conflicts with Proposed Drainage Improvements)	EA	0	\$ -	\$ -	13.00	\$ 300.00	\$ 3,900.00					\$ -			
<b>CHANGE ORDER NO. 6 (ADDITIONAL WORK ITEMS)</b>																
CO6.1	Earth Engineering Materials Testing (Completed 10/25/24)	LS	0	\$ -	\$ -	0.00	\$ -	\$ -	1.00	\$ 1,664.62	\$ 1,664.62		\$ 1,664.62			

**TOTAL ORIGINAL CONTRACT = \$ 1,703,376.88**  
**TOTAL CHANGE ORDER 1 = \$ 206,048.65**  
**TOTAL CHANGE ORDER 2 = \$ 3,025.00**  
**TOTAL CHANGE ORDER 3 = \$ (48.79)**  
**TOTAL CHANGE ORDER 4 = \$ (13.83)**  
**TOTAL CHANGE ORDER 5 = \$ (18,848.22)**  
**TOTAL CHANGE ORDER 6 = \$ (155,813.60)**

**REVISED CONTRACT AMOUNT = \$ 1,737,726.09**

**Century Concrete Construction Inc.**

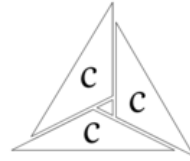
20751 Old Sorters Rd.

Porter, TX 77365

+12813541277

ronnie@centurycci.com

www.centurycci.com



**CENTURY**  
CONCRETE CONSTRUCTION

**ADDRESS**

City of Hunters Creek

1 Hunters Creek Place

Houston, TX 77024

**SHIP TO**

City of Hunters Creek

1 Hunters Creek Place

Houston, TX 77024

**Estimate 100397**

**DATE 11/04/2025**

**P.O. NUMBER**

CO6

**JOB NAME**

Shasta Pineland Lindenwood

**DESCRIPTION**

11/04/2025

**QTY**

**RATE**

**AMOUNT**

DESCRIPTION	QTY	RATE	AMOUNT
613 and 614 Lindenwood Additional Apron Breakout and Pour	1	10,132.54	10,132.54
<p>The northern most entry at 613 Lindenwood and both entries at 614 Lindenwood varied several inches in elevation compared to the proposed elevations in the plan set. All 3 of these driveways were broken out and repoured for proper tie in to street. The total SY provided below is a combined total between all three aprons.</p>			
<p>ADD</p> <p>(79 SY) Remove and Dispose Offsite of Existing Concrete Walkways and Driveways (All Thicknesses), Complete in Place</p> <p>(79 SY) X (\$22.76) = \$1,798.04</p> <p>(79 SY) 6-Inch Concrete Driveways, Including 6-Inch Cement Stabilized Sand Base, Complete in Place (Aprons Only)</p> <p>(79 SY) X (\$105.50) = \$8,334.50</p>			
Earth Engineering Testing (Completed 10/25/2024)	1	1,664.62	1,664.62
<p>QC Labs was not yet setup at the time we began to pour the ribbon curb. Century ordered cylinder tests for the initial pour.</p> <p>Invoices and testing reports attached to email.</p> <p>\$217.12 added to the total of both invoices combined for administrative fees.</p>			
If you have any questions please give us a call 281-354-1277		SUBTOTAL	11,797.16
		TAX	0.00
		<b>TOTAL</b>	<b>\$11,797.16</b>

Accepted By

Accepted Date