

MAYOR
Jim Pappas

CITY OF HUNTERS CREEK VILLAGE

CITY COUNCIL
Stuart Marks
Fidel Sapien
Linda Knox
Chip Cowell
Jay Carlton



CITY ADMINISTRATOR
Tom Fullen, MPA, CPM

Notice is hereby given of a regular meeting of the City Council of Hunters Creek Village, Texas, to be held on **Tuesday, June 23, 2026, at 6:00 p.m.** in the City Hall at #1 Hunters Creek Place, for the purpose of considering the following agenda items. Councilmember(s) and/or employees may attend this meeting via videoconference as allowed by the Texas Government Code; however, there will be a quorum present at City Hall.

Anyone wishing to address the city council during the meeting must notify the City Administrator, Tom Fullen, before the meeting begins by: 1) filling out a speaker request form at the meeting; 2) emailing him at fullen@cityofhunterscreek.com; or 3) calling him at 713-465-2150.

- A. Call to order, and the roll of elected and appointed officers will be taken.
- B. Pledge of Allegiance.
- C. **PUBLIC COMMENTS** *At this time, any person with city-related business may speak to the Council. In compliance with the Texas Open Meetings Act, if a member of the public comments or inquires about a subject that is not specifically identified on the agenda, a member of the council or a staff member may only respond by giving a statement of specific factual information or by reciting existing policy. The City Council may not deliberate or vote on the matter.*
- D. **REPORTS**
 - 1. City Treasurer Monthly Report **Pgs. 1-6**
 - 2. Police Commissioner Monthly Report **Pgs. 7-32**
- E. **AGENDA ITEM**
 - 1. Discussion and possible action to approve the Memorial Village Police Department's FY2025 Audit. **Pgs. 33-41**
- F. **REPORTS**
 - 3. Fire Commissioner Monthly Report **Pgs. 42-50**
 - 4. Building Official Monthly Report **Pgs. 51-57**
 - 5. City Engineer Monthly Report **Pg. 58**
 - 6. City Administrator Report

7. Mayor and Council Reports and Comments

G. CONSENT AGENDA *The following items are considered routine by the City Council and will be enacted by one motion. There will not be a separate discussion on these items unless a Councilmember requests, in which event, the item will be removed from the general order of business and considered in its normal sequence on the agenda.*

1. Approval of the Minutes of the Regular Meeting on May 26, 2026. [Pgs. 59-63](#)
2. Approval of the Cash Disbursement Journal for May 2026. [Pgs. 64-66](#)

H. REGULAR AGENDA

2. Discussion and possible action regarding an Ordinance regulating certificates of occupancy, temporary certificates of occupancy, and requiring fiscal security. [Pgs. 67-71](#)
3. Discussion and possible action regarding an Ordinance regulating Dealers in Crafted Precious Metals, including mobile gold buyers. [Pgs. 72-78](#)
4. Discussion and possible action to elect a Mayor Pro Tem. [Pg. 79](#)
5. Discussion and possible action to approve the renewal of the City's State of Texas Cooperative Purchasing Program (CO-OP) membership. [Pg.80](#)

I. EXECUTIVE SESSION It is anticipated that all, or a portion of the discussion of the following items, if any, will be conducted in closed executive session under the authority of the Texas Open Meetings Act. However, no action will be taken on these items until the City Council reconvenes in open session.

J. RECONVENE into Open Session and consider action, if any, on items discussed in Executive Session.

K. ADJOURNMENT

The City Council may convene a public meeting and then recess into closed executive session to discuss any of the items listed on this agenda, if necessary, and if authorized under Chapter 551 of the Texas Government Code. Situations in which a closed executive session may be authorized by law include, without limitation; (1) consulting with the Council's attorney to seek or receive legal advice concerning pending or contemplated litigation, a settlement offer, or any other matter in which the ethical duty of the attorney to the Council clearly conflicts with the general requirement that all meetings be open, § 551.071; (2) discussing the purchase, exchange, lease, or value of real property, § 551.072; (3) discussing a prospective gift or donation, § 551.073; (4) discussing certain personnel matters, §551.074; and (5) discussing security personnel or devices, § 551.076.

**City of Hunters Creek Village
Monthly Tax Office Report
May 31, 2026**

Prepared by: J Matelske, Tax Assessor/Collector

A. Current Taxable Value \$ 3,858,724,918

B. Summary Status of Tax Levy and Current Receivable Balance:

	Current 2025 Tax Year	Delinquent 2024 & Prior Tax Years	Total
Original Levy 0.205164	\$ 7,722,431.62		\$ 7,722,431.62
Carryover Balance	-	103,690.47	103,690.47
Adjustments	194,282.89	(4,615.94)	189,666.95
Adjusted Levy	7,916,714.51	99,074.53	8,015,789.04
Less Collections Y-T-D	7,777,353.01	3,630.95	7,780,983.96
Receivable Balance	<u>\$ 139,361.50</u>	<u>\$ 95,443.58</u>	<u>\$ 234,805.08</u>

C. COLLECTION RECAP:

Current Month:	Current 2025 Tax Year	Delinquent 2024 & Prior Tax Years	Total
Base Tax	\$ 79,909.59	\$ 278.50	\$ 80,188.09
Penalty & Interest	3,676.81	105.46	3,782.27
Attorney Fees	-	-	-
Other Fees	-	-	-
Total Collections	<u>\$ 83,586.40</u>	<u>\$ 383.96</u>	<u>\$ 83,970.36</u>

Year-To-Date:	Current 2025 Tax Year	Delinquent 2024 & Prior Tax Years	Total
Base Tax:	\$ 7,777,353.01	\$ 3,630.95	\$ 7,780,983.96
Penalty & Interest	27,165.13	1,732.19	28,897.32
Attorney Fees	-	1,546.45	1,546.45
Other Fees	54.57	-	54.57
Total Collections	<u>\$ 7,804,572.71</u>	<u>\$ 6,909.59</u>	<u>\$ 7,811,482.30</u>

Percent of Adjusted Levy	<u>98.58%</u>	<u>98.67%</u>
--------------------------	---------------	---------------



		Original Total Budget	Current Total Budget	Period Activity	Fiscal Activity	Variance (Unfavorable)	Percent Remaining
Fund: 100 - GENERAL GOVERNMENT (01)							
Revenue							
100-00-41000	CURRENT AD VALOREM TAXES	7,974,206.00	7,974,206.00	48,856.36	5,661,968.93	-2,312,237.07	29.00 %
100-00-41005	PREVIOUS AD VALOREM TAXES	15,000.00	15,000.00	-1,308.98	4,556.63	-10,443.37	69.62 %
100-00-41010	FRANCHISE TAXES	400,000.00	400,000.00	20,387.74	130,284.33	-269,715.67	67.43 %
100-00-41015	SALES TAXES	800,000.00	800,000.00	91,398.65	545,723.95	-254,276.05	31.78 %
100-00-41020	MIXED DRINK TAX	20,000.00	20,000.00	2,764.12	13,288.81	-6,711.19	33.56 %
100-00-41040	PENALTIES/INTEREST	25,000.00	25,000.00	4,603.72	28,021.36	3,021.36	112.09 %
100-00-42035	BUILDING PERMITS	350,000.00	350,000.00	43,269.00	213,467.17	-136,532.83	39.01 %
100-00-42036	CONTRACTOR REGISTRATION	10,000.00	10,000.00	1,350.00	6,750.00	-3,250.00	32.50 %
100-00-43056	EMS	0.00	0.00	0.00	7,722.00	7,722.00	0.00 %
100-00-43057	CHILD SAFETY FEES	4,000.00	4,000.00	446.91	2,120.46	-1,879.54	46.99 %
100-00-43070	METRO RECEIPTS	400,000.00	400,000.00	45,699.33	272,861.99	-127,138.01	31.78 %
100-00-44025	TRAFFIC FINES	225,000.00	225,000.00	23,221.83	128,588.15	-96,411.85	42.85 %
100-00-44027	COURT TECHNOLOGY FUND	0.00	0.00	15.17	45.44	45.44	0.00 %
100-00-44028	COURT SECURITY FUND	0.00	0.00	11.38	35.96	35.96	0.00 %
100-00-44029	CONSOLIDATED MUN COURT BLD S...	9,000.00	9,000.00	969.51	5,360.58	-3,639.42	40.44 %
100-00-46030	INTEREST INCOME	400,000.00	400,000.00	58,062.41	283,089.15	-116,910.85	29.23 %
100-00-48045	SUBD ST. LIGHTS	35,000.00	35,000.00	0.00	38,082.60	3,082.60	108.81 %
100-00-48055	OTHER INCOME	10,000.00	10,000.00	275.00	3,825.00	-6,175.00	61.75 %
100-00-48061	OPIOID ABATEMENT TRUST FUND	0.00	0.00	0.00	1,136.05	1,136.05	0.00 %
	Revenue Total:	10,677,206.00	10,677,206.00	340,022.15	7,346,928.56	-3,330,277.44	31.19%
Expense							
100-01-71000	SALARIES & WAGES	727,523.00	727,523.00	0.00	247,908.08	479,614.92	65.92 %
100-01-71001	LONGEVITY	6,306.00	6,306.00	0.00	0.00	6,306.00	100.00 %
100-01-71002	457B	14,425.00	14,425.00	0.00	4,745.83	9,679.17	67.10 %
100-01-71010	PART TIME EMPLOYEE	0.00	25,000.00	0.00	8,000.00	17,000.00	68.00 %
100-01-71025	TMRS	213,237.00	213,237.00	0.00	78,815.28	134,421.72	63.04 %
100-01-71030	PAYROLL TAXES	56,205.00	56,205.00	0.00	20,852.64	35,352.36	62.90 %
100-01-71035	PAYROLL FEES	0.00	3,030.00	0.00	1,158.23	1,871.77	61.77 %
100-01-71105	INSURANCE BENEFITS	158,700.00	158,700.00	9,927.85	50,378.93	108,321.07	68.26 %
100-01-71107	HRA	4,000.00	4,000.00	0.00	0.00	4,000.00	100.00 %
100-01-71500	MAYOR/COUNCIL ALLOWANCE	18,000.00	18,000.00	1,500.00	7,500.00	10,500.00	58.33 %
100-01-72045	NOTICES & MAILING	10,000.00	10,000.00	577.96	1,334.94	8,665.06	86.65 %
100-01-72055	OFFICE SUPPLIES & PRINTING	8,500.00	8,500.00	68.90	3,286.04	5,213.96	61.34 %
100-01-72060	TELEPHONE	15,000.00	15,000.00	938.93	4,934.84	10,065.16	67.10 %
100-01-72061	TRAVEL & TRAINING	10,000.00	10,000.00	0.00	1,874.06	8,125.94	81.26 %
100-01-72062	TUITION REIMBURSEMENT	5,000.00	5,000.00	0.00	0.00	5,000.00	100.00 %
100-01-72063	CERTIFICATION/LICENSE/EDUCATI...	12,000.00	12,000.00	0.00	6,000.00	6,000.00	50.00 %
100-01-72065	MACHINE RENTAL MAINTENANCE	1,800.00	1,800.00	0.00	268.20	1,531.80	85.10 %
100-01-72090	MEMBERSHIPS & SUBSCRIPTIONS	5,200.00	7,170.00	475.19	6,028.82	1,141.18	15.92 %
100-01-72108	GEN LIABILITY/PROP/WC INS	27,489.00	27,489.00	0.00	1,000.00	26,489.00	96.36 %
100-01-72109	SURETY BONDS	250.00	250.00	0.00	0.00	250.00	100.00 %
100-01-72110	ELECTIONS	1,500.00	1,500.00	0.00	0.00	1,500.00	100.00 %
100-01-72111	RECORDS MANAGEMENT	500.00	0.00	0.00	0.00	0.00	0.00 %
100-01-72112	CODIFICATIONS	2,600.00	3,100.00	1,047.38	1,047.38	2,052.62	66.21 %
100-01-75040	OFFICE EQUIPMENT	5,000.00	5,000.00	0.00	0.00	5,000.00	100.00 %
100-01-76010	COMPUTER SOFTWARE SERVICES	18,900.00	18,900.00	394.33	12,074.15	6,825.85	36.12 %
100-01-78115	PUBLIC RELATIONS	15,000.00	15,000.00	342.94	4,836.09	10,163.91	67.76 %
100-02-72042	CONSULTING SERVICES	28,000.00	23,000.00	1,700.00	12,949.55	10,050.45	43.70 %
100-02-72085	TAX COLLECTOR/ASSESSOR	68,000.00	68,000.00	0.00	24,787.00	43,213.00	63.55 %
100-02-72120	AUDITOR	22,743.00	22,743.00	0.00	10,000.00	12,743.00	56.03 %

Budget Report

For Fiscal: 2026 Period Ending: 05/31/2026

		Original	Current	Period	Fiscal	Variance	Percent
		Total Budget	Total Budget	Activity	Activity	(Unfavorable)	Remaining
100-02-72300	LITIGATION	25,000.00	25,000.00	0.00	0.00	25,000.00	100.00 %
100-02-72310	CITY ATTORNEY	50,000.00	50,000.00	2,600.00	7,327.50	42,672.50	85.35 %
100-02-72502	CITY ENGINEER	78,750.00	78,750.00	2,119.38	15,522.13	63,227.87	80.29 %
100-02-78504	TCEQ PHIII STORMWATER PERMIT	15,000.00	15,000.00	2,797.50	3,000.00	12,000.00	80.00 %
100-03-72001	VILLAGE FIRE DEPARTMENT	2,355,786.00	2,355,786.00	196,315.50	909,864.25	1,445,921.75	61.38 %
100-03-72005	MEMORIAL VILLAGES POLICE DEPT.	2,860,165.00	2,860,165.00	237,124.80	1,437,416.20	1,422,748.80	49.74 %
100-04-72015	GARBAGE SERVICE	668,527.00	668,527.00	44,625.49	178,501.96	490,025.04	73.30 %
100-04-72021	STREET LIGHTS-CITY	60,000.00	60,000.00	0.00	19,475.61	40,524.39	67.54 %
100-04-72025	UTILITY ACCOUNT	0.00	77,708.00	9,462.10	11,866.47	65,841.53	84.73 %
100-04-72057	OFFICE SUPP/PRINTING - PW	2,000.00	2,000.00	0.00	538.85	1,461.15	73.06 %
100-04-72062	TRAVEL/TRAINING - PW	8,500.00	8,500.00	0.00	1,437.10	7,062.90	83.09 %
100-04-72070	MOSQUITO FOGGING CONTRACT	15,954.00	15,954.00	0.00	0.00	15,954.00	100.00 %
100-04-72091	MEMBERSHIPS/SUBS PW	1,000.00	1,000.00	0.00	0.00	1,000.00	100.00 %
100-04-72205	UNIFORMS-PW	3,600.00	3,600.00	382.50	1,326.22	2,273.78	63.16 %
100-04-72500	PW-BUILDING INSPECTIONS	70,000.00	70,000.00	6,400.00	15,520.00	54,480.00	77.83 %
100-04-72520	TRUCK MAINTENANCE	15,000.00	15,000.00	1,206.71	2,559.98	12,440.02	82.93 %
100-04-72530	TRAFFIC LIGHT MAINTENANCE	3,500.00	3,500.00	0.00	500.00	3,000.00	85.71 %
100-04-72540	MOWING CONTRACT	75,000.00	75,000.00	9,064.00	19,678.00	55,322.00	73.76 %
100-04-72541	CONTRACT LABOR	25,000.00	0.00	0.00	0.00	0.00	0.00 %
100-04-72560	LANDSCAPING	30,000.00	14,218.00	0.00	12.86	14,205.14	99.91 %
100-04-72600	ALPR	7,500.00	7,500.00	0.00	2,500.00	5,000.00	66.67 %
100-04-75510	MINOR TOOLS & EQUIPMENT	10,000.00	10,000.00	0.00	1,390.32	8,609.68	86.10 %
100-04-75550	TRAFFIC SIGNS	3,000.00	3,000.00	0.00	0.00	3,000.00	100.00 %
100-04-76500	STREET & DRAINAGE MAINTENANCE	100,000.00	44,375.00	10,525.00	-3,862.40	48,237.40	108.70 %
100-04-78050	BUILDING MAINTENANCE	30,000.00	23,699.00	0.00	3,680.06	20,018.94	84.47 %
100-04-78051	JANITORIAL SERVICE BLDG MAINTEN...	10,998.00	10,998.00	895.15	3,580.60	7,417.40	67.44 %
100-04-78063	STORM DISASTER FUND	300,000.00	300,000.00	0.00	0.00	300,000.00	100.00 %
100-04-78540	URBAN FORESTER	10,000.00	10,000.00	1,200.00	1,200.00	8,800.00	88.00 %
100-04-78544	CREDIT CARD PROCESSING FEES	4,000.00	4,000.00	0.00	1,287.49	2,712.51	67.81 %
100-05-73000	JUDGES & PROSECUTORS	45,000.00	45,000.00	4,100.00	16,290.00	28,710.00	63.80 %
100-05-73020	JURY DUTY FEES	300.00	300.00	0.00	0.00	300.00	100.00 %
100-05-73025	WARRANTS ISSUED	500.00	500.00	0.00	228.00	272.00	54.40 %
100-05-73030	COURT SUPPLIES & PRINTING	2,500.00	2,500.00	34.77	745.29	1,754.71	70.19 %
100-05-73031	COURT TECHNOLOGY	2,000.00	2,000.00	0.00	0.00	2,000.00	100.00 %
100-05-73032	COURT SECURITY	2,300.00	2,300.00	0.00	315.03	1,984.97	86.30 %
100-05-73034	COURT MEMBERSHIPS & SUBSCRIPT..	500.00	500.00	0.00	65.00	435.00	87.00 %
100-05-73035	COURT-TRAVEL & TRAINING	1,500.00	1,500.00	0.00	538.59	961.41	64.09 %
100-05-73044	CREDIT CARD FEES	2,500.00	2,500.00	0.00	817.57	1,682.43	67.30 %
100-05-73045	COURT TAX PD TO STATE	80,000.00	80,000.00	0.00	27,835.62	52,164.38	65.21 %
100-06-75041	COMPUTER EQUIP. & SOFTWARE	22,000.00	22,000.00	0.00	5,108.48	16,891.52	76.78 %
100-06-75042	GENERATOR/ROOF FOR CITY HALL	110,000.00	110,000.00	43,722.58	43,722.58	66,277.42	60.25 %
100-06-78064	CAPITAL RESERVE	200,000.00	200,000.00	0.00	0.00	200,000.00	100.00 %
	Expense Total:	8,763,258.00	8,763,258.00	589,548.96	3,239,769.42	5,523,488.58	63.03%
	Fund: 100 - GENERAL GOVERNMENT (01) Surplus (Deficit):	1,913,948.00	1,913,948.00	-249,526.81	4,107,159.14	2,193,211.14	-114.59%
	Fund: 200 - CAPITAL IMPROVEMENTS (02)						
	Expense						
200-01-75038	STREET AND MAINTANANCE - RECU...	200,000.00	200,000.00	0.00	19,345.00	180,655.00	90.33 %
200-01-75049	MEMORIAL/VOSS - LONG TERM FU...	949,195.00	949,195.00	0.00	0.00	949,195.00	100.00 %
200-01-75050	REFORESTATION	20,000.00	20,000.00	0.00	0.00	20,000.00	100.00 %
200-01-75053	OUTFALL REPAIRS	125,000.00	125,000.00	6,290.45	16,790.45	108,209.55	86.57 %
200-01-75058	STORM SEWER IMPROVEMENTS	0.00	0.00	14,204.60	159,813.75	-159,813.75	0.00 %
200-01-75064	STREET REPLACEMENTS - ONGOING	1,800,000.00	1,800,000.00	47,414.15	56,235.63	1,743,764.37	96.88 %
	Expense Total:	3,094,195.00	3,094,195.00	67,909.20	252,184.83	2,842,010.17	91.85%
	Fund: 200 - CAPITAL IMPROVEMENTS (02) Total:	3,094,195.00	3,094,195.00	67,909.20	252,184.83	2,842,010.17	91.85%

Budget Report

For Fiscal: 2026 Period Ending: 05/31/2026

		Original Total Budget	Current Total Budget	Period Activity	Fiscal Activity	Variance Favorable (Unfavorable)	Percent Remaining
Fund: 210 - CAPITAL IMPROVEMENTS - MEMORIAL REPLACEMENT FUND							
Expense							
210-01-75000	MEMORIAL REPLACEMENT FUND	3,259,196.00	3,259,196.00	0.00	0.00	3,259,196.00	100.00 %
	Expense Total:	3,259,196.00	3,259,196.00	0.00	0.00	3,259,196.00	100.00%
Fund: 210 - CAPITAL IMPROVEMENTS - MEMORIAL REPLACEMENT ...		3,259,196.00	3,259,196.00	0.00	0.00	3,259,196.00	100.00%
	Report Surplus (Deficit):	-4,439,443.00	-4,439,443.00	-317,436.01	3,854,974.31	8,294,417.31	186.83%

Group Summary

Account Typ...	Original Total Budget	Current Total Budget	Period Activity	Fiscal Activity	Variance Favorable (Unfavorable)	Percent Remaining
Fund: 100 - GENERAL GOVERNMENT (01)						
Revenue	10,677,206.00	10,677,206.00	340,022.15	7,346,928.56	-3,330,277.44	31.19%
Expense	8,763,258.00	8,763,258.00	589,548.96	3,239,769.42	5,523,488.58	63.03%
Fund: 100 - GENERAL GOVERNMENT (01) Surplus (Deficit):	1,913,948.00	1,913,948.00	-249,526.81	4,107,159.14	2,193,211.14	-114.59%
Fund: 200 - CAPITAL IMPROVEMENTS (02)						
Expense	3,094,195.00	3,094,195.00	67,909.20	252,184.83	2,842,010.17	91.85%
Fund: 200 - CAPITAL IMPROVEMENTS (02) Total:	3,094,195.00	3,094,195.00	67,909.20	252,184.83	2,842,010.17	91.85%
Fund: 210 - CAPITAL IMPROVEMENTS - MEMORIAL REPLACEMENT ...						
Expense	3,259,196.00	3,259,196.00	0.00	0.00	3,259,196.00	100.00%
Fund: 210 - CAPITAL IMPROVEMENTS - MEMORIAL REPLACEMENT ...	3,259,196.00	3,259,196.00	0.00	0.00	3,259,196.00	100.00%
Report Surplus (Deficit):	-4,439,443.00	-4,439,443.00	-317,436.01	3,854,974.31	8,294,417.31	186.83%

Fund Summary

Fund	Original Total Budget	Current Total Budget	Period Activity	Fiscal Activity	Variance Favorable (Unfavorable)
100 - GENERAL GOVERNMENT (01	1,913,948.00	1,913,948.00	-249,526.81	4,107,159.14	2,193,211.14
200 - CAPITAL IMPROVEMENTS (0:	-3,094,195.00	-3,094,195.00	-67,909.20	-252,184.83	2,842,010.17
210 - CAPITAL IMPROVEMENTS - N	-3,259,196.00	-3,259,196.00	0.00	0.00	3,259,196.00
Report Surplus (Deficit):	-4,439,443.00	-4,439,443.00	-317,436.01	3,854,974.31	8,294,417.31

2026 Municipal Court Recap

Month	Year 2024						Year 2025						Year 2026							
	Total Cases Filed		Citations vs Warnings		Revenues*		Retained by City		Remitted to State		Total Cases Filed		Citations vs Warnings		Revenues*		Retained by City		Remitted to State	
	'C'	'W'	'C'	'W'							'C'	'W'	'C'	'W'						
Jan.	216	112	104	104	\$23,782	\$14,989	\$8,793	221	97	124	\$21,923	\$14,625	\$7,298	356	135	221	\$23,335	\$15,190	\$8,145	
Feb.	272	130	142	142	\$23,949	\$15,298	\$8,651	263	130	133	\$19,158	\$12,810	\$6,348	343	132	211	\$30,717	\$19,324	\$11,393	
March	278	140	138	138	\$29,019	\$19,833	\$9,186	295	131	164	\$22,618	\$15,309	\$7,309	371	141	230	\$24,877	\$16,468	\$8,409	
April	281	140	141	141	\$25,022	\$17,188	\$7,834	362	178	184	\$20,761	\$13,811	\$6,950	315	103	212	\$33,470	\$21,247	\$12,223	
May	279	134	145	145	\$21,304	\$13,540	\$7,764	261	106	155	\$27,637	\$18,340	\$9,297	315	119	196	\$25,479	\$17,588	\$7,891	
June	203	93	110	110	\$21,522	\$14,445	\$7,077	288	131	157	\$22,169	\$14,805	\$7,364							
July	212	134	78	78	\$17,660	\$11,832	\$5,828	369	163	206	\$26,544	\$17,663	\$8,881							
Aug.	289	177	112	112	\$21,050	\$14,639	\$6,411	409	195	214	\$27,214	\$18,360	\$8,854							
Sept.	280	131	149	149	\$17,686	\$11,211	\$6,475	412	202	210	\$25,607	\$16,354	\$9,253							
Oct.	258	116	142	142	\$24,872	\$16,399	\$8,473	433	184	249	\$43,895	\$28,882	\$15,013							
Nov.	186	87	99	99	\$26,704	\$17,568	\$9,136	406	170	236	\$27,691	\$18,167	\$9,524							
Dec.	186	82	104	104	\$16,797	\$10,762	\$6,035	274	109	165	\$26,436	\$16,636	\$9,800							
TOTAL	2940	1476	1464	1464	\$269,366	\$177,704	\$91,662	3993	1796	2197	\$311,654	\$205,762	\$105,890	1700	630	1070	137878.38	89817	48061.86	
Monthly Avg	245.00	123	122	122	\$22,447.17	\$14,808.63	#####	332.75	150	183	\$25,971.14	\$17,146.83	\$8,824.14	141.67	52.50	89.17	\$11,489.87	\$7,484.75	\$4,005.16	

*REVENUES INCLUDES BONDS THAT HAVE BEEN APPLIED



Memorial Villages Police Department
11981 Memorial Drive
Houston, Texas 77024
Tel. (713) 365-3701

Raymond Schultz
Chief of Police

June 8, 2026

TO: MVPD Police Commissioners

FROM: R. Schultz, Chief of Police

REF: May 2026 Monthly Report

During the month of March, MVPD responded/handled a total of 6,894 calls/incidents. 3,762 house watch checks were conducted. 1027 traffic stops were initiated with 1045 citations being issued for 1497 violations. (Note: 36 Assists in Hedwig, 182 in Houston, 2 in Spring Valley and 0 in Hillshire)

Calls/Events by Village were:

Village	Calls/YTD	House Watches/YTD	Accidents	Citations	Response Time
Bunker Hill:	2480/10491	1293/4755	2	242/264/506	3@2:01
Piney Point:	1859/7624	1029/3985	5	222/306/528	4@3:23
Hunters Creek:	2297/10313	1440/6046	10	234/226/460	3@3:22
				Cites/Warn/Total	10@2:59

Type and frequency of calls for service/citations include:

Call Type	#	Call Type	#	Citations	#
False Alarms:	116	E-Bike Violations	2	Speeding:	288
Animal Calls:	27	Ord. Violation	24	Exp. Registration	402
ALPR Hits:	18	Information	8	Ins	138
Assist Fire:	44	Suspicious Situation	81	No License	107
Assist EMS:	26	Loud Party	14	Stop Sign	138
Construction Checks	830	Welfare Checks	7	Fake Plate	38

*This month the department generated a total of 75 police reports.
 BH-17, PP-22, HC-33, HOU-3, HED-0, SV-0*

Crimes Against of Persons (1)

Crimes Against a Child (1)

Crimes Against Property (8)

ID Theft/Fraud	2	Auto Burglary	1
Theft	5		

Petty/Quality of Life Crimes/Events (66)

ALPR Hits (valid)	1	DWI	3
Accidents	17	UUMV	1
Warrants	11	Fake Plates	3
Towed vehicles	15	Misc	15

Arrest Summary: Individuals Arrested (20)

Warrants	11	DWI	3
Class 3 Arrests	1	Class A&B	4

<u>Budget YTD:</u>	<u>Expense</u>	<u>Budget</u>	<u>%</u>
• Personnel Expense:	2,715,374	7,392,694	36.7%
• Operating Expense:	684,965	1,543,196	44.4%
• Total M&O Expenditures:	3,484,551	8,935,890	39.0%
• Capital Expenses:	191,408	195,435	102%
• Net Expenses:	3,679,986	9,129,298	40.0%

Follow-up on Previous Month Items/Requests from Commission
2027 Budget approved by all 3 cities.

Personnel Changes/Issues/Updates

Continue with one vacancy. DARE Officer King moved to patrol for the summer.

Major/Significant Events/Updates

Detectives recovered a firearm that was stolen in a 2025 burglary. The suspect had been identified by MVPD at the time of the crime. Due to not enough probable cause, a search warrant was not approved at that time. HPD was conducting a search warrant as part of a different crime and located the firearm from the MVPD case. MVPD charges were filed.

Officers and the SET Team have been working in coordination with Center Point and Hunters Creek Officials with traffic control in the area between Voss and Chimney Rock, between I-10 and the Bayou on new power line installation and power disruptions.

Officers and detectives responded to Kinkaid School on a bomb hoax call. Detectives coordinated their investigation with Texas fusion center officials and are following up the call that has been linked to a similar incident in the Fort Worth area.

On 5/13/26, a suspect eluded officers while on a Moped. Officers were able to locate the abandoned Moped in some bushes where it had been hidden. The moped was found to be listed as stolen. Through investigation a suspect was identified. Detectives are in the process of obtaining an arrest warrant for the suspects arrest.

5/29/26 officers were alerted to a vehicle entering the area that had been previously identified as being responsible for several auto burglaries. Officers utilized the ALPR system to track and locate the suspects who were found to be in possession of a loaded firearm and a check that had been stolen from a Gessner Road auto burglary. The 2 suspects were arrested on several charges.

Community Projects

Staff attended 5 *D.A.R.E.* graduations, hosted an RAD instructor school, hosted a senior citizen fraud/scam workshop, bike to school day, the annual “Strut” down Strey event and met with several scout groups as part of our community outreach program.

Staff have been working closely with the VIF committee in coordinating the 2026 VIF parade and Festival to be held 7/4/26 in Piney Point.

On 5/16/26, MVPD coordinated the 2026 MHS Senior Parade down Piney Point Road.

V-LINC new registrations in May +11

BH – 1809 (+1)

PP – 1334 (+5)

HC – 1836 (+5)

Out of Area – 660 (+0)

MVPD – VFD Monthly Response Times Report

May 2026

911/Emergency Designated Calls - EMS and Fire

Total	6@3:10
Bunker Hill	1@1:09
Piney Point	2@3:31
Hunters Creek	3@3:46

EMS Only

Total	5@3:13
Bunker Hill	1@1:09
Piney Point	2@3:31
Hunters Creek	2@4:42

Fire Only

Total	1@2:54
Bunker Hill	0@0:00
Piney Point	0@0:00
Hunters Creek	1@2:54

Radio Only

Total	29@4:29
Bunker Hill	7@4:30
Piney Point	9@3:47
Hunters Creek	13@4:47

VFD All Assists, Any Phone + Radio

Total	62@4:52
Bunker Hill	15@4:37
Piney Point	23@4:57
Hunters Creek	24@4:58

2026 Burglary Map

Address Alarm POE
3 Liberty Bell Circle N/A Rear Door

2026 Robberies

Address MO



Daytime Burglary



Nighttime Burglary

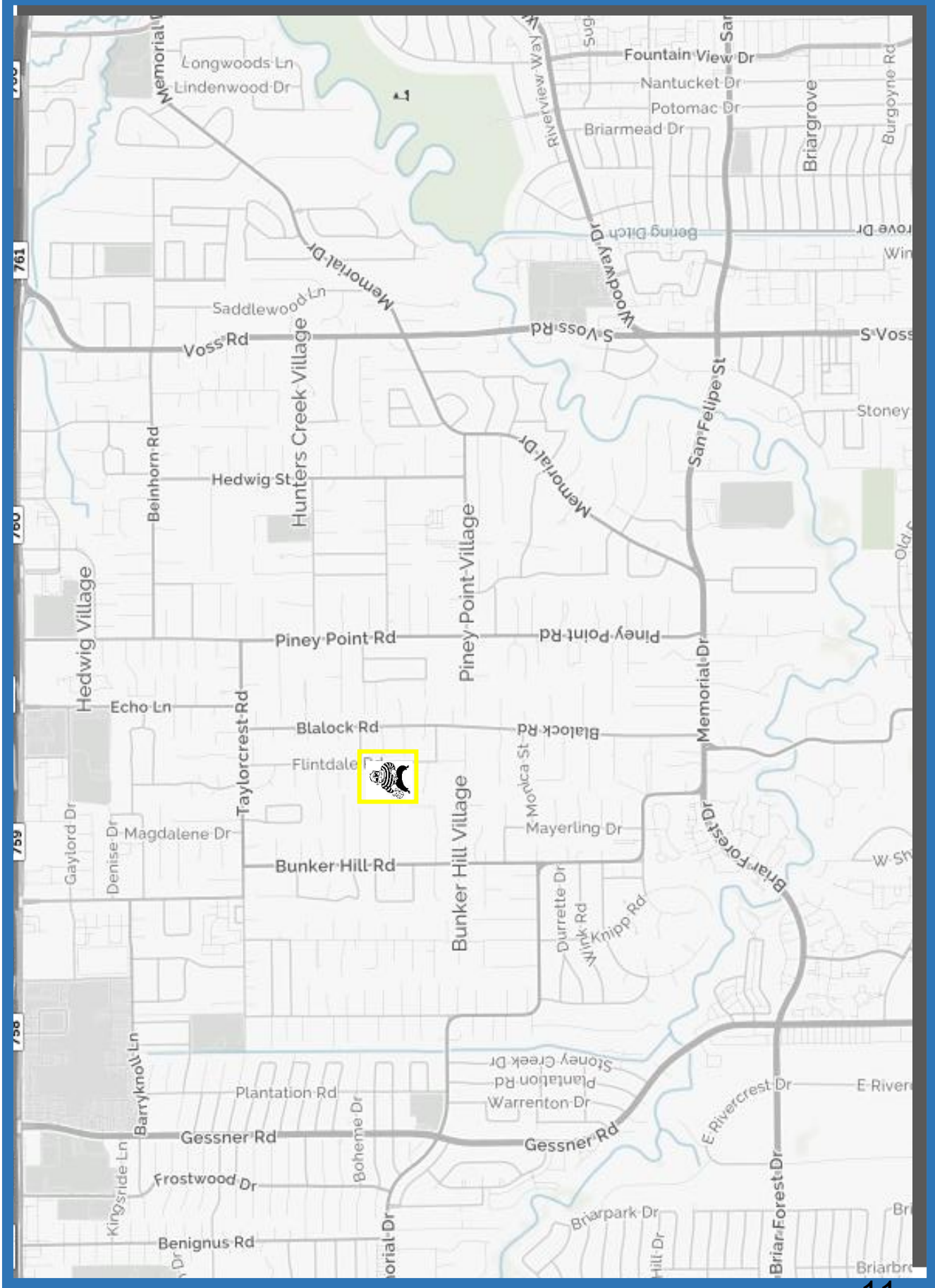


Robbery

2 3

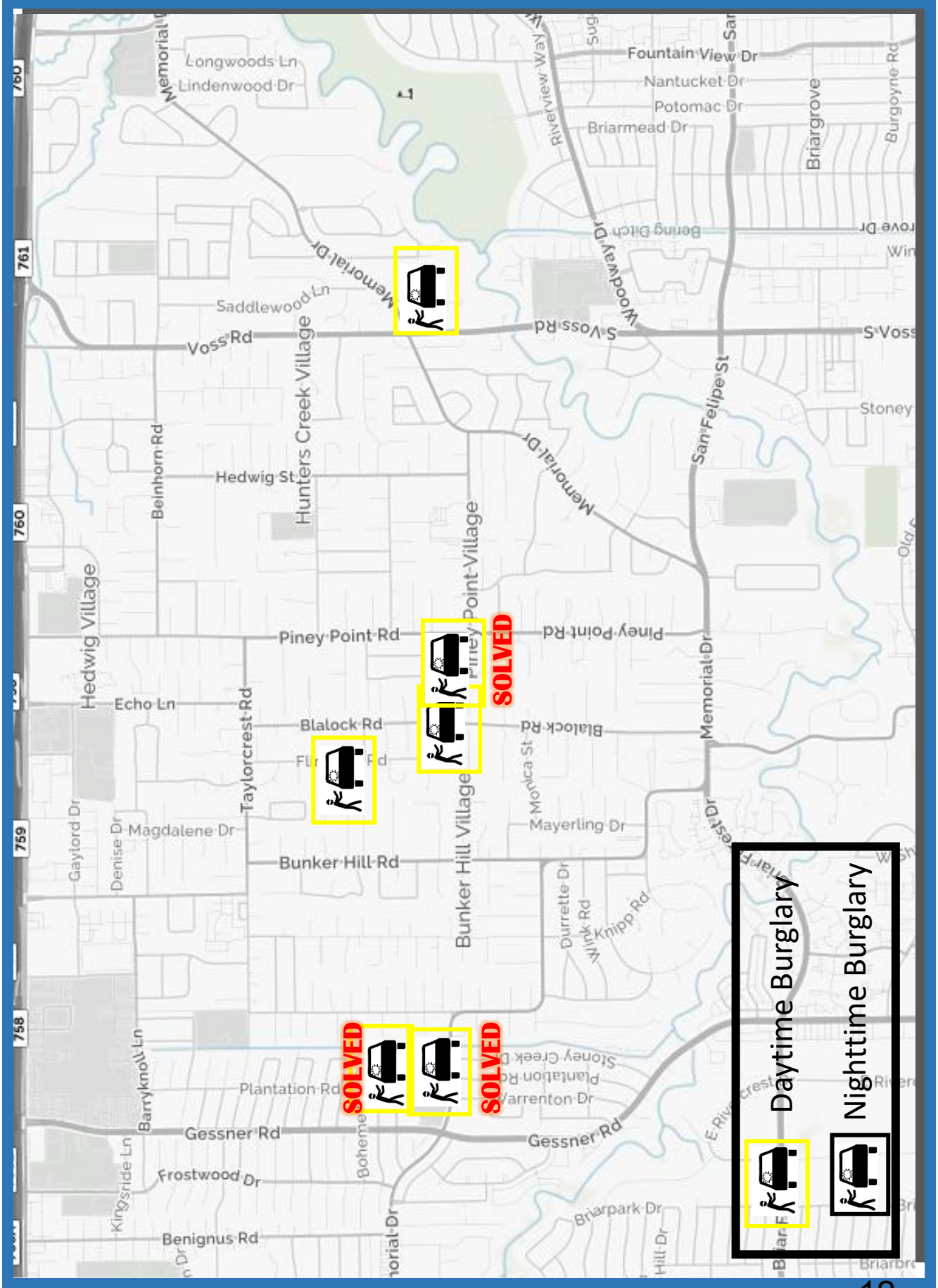


5/01/26



2026 Auto Burglary Map

Address	POE
12122 Tara Dr.	UNL
12131 Rhett	UNL
409 Ripplecreek	UNL**
11600 Mockingbird	UNL
11700 Flintwood	UNL
302 Gently Pl	UNL

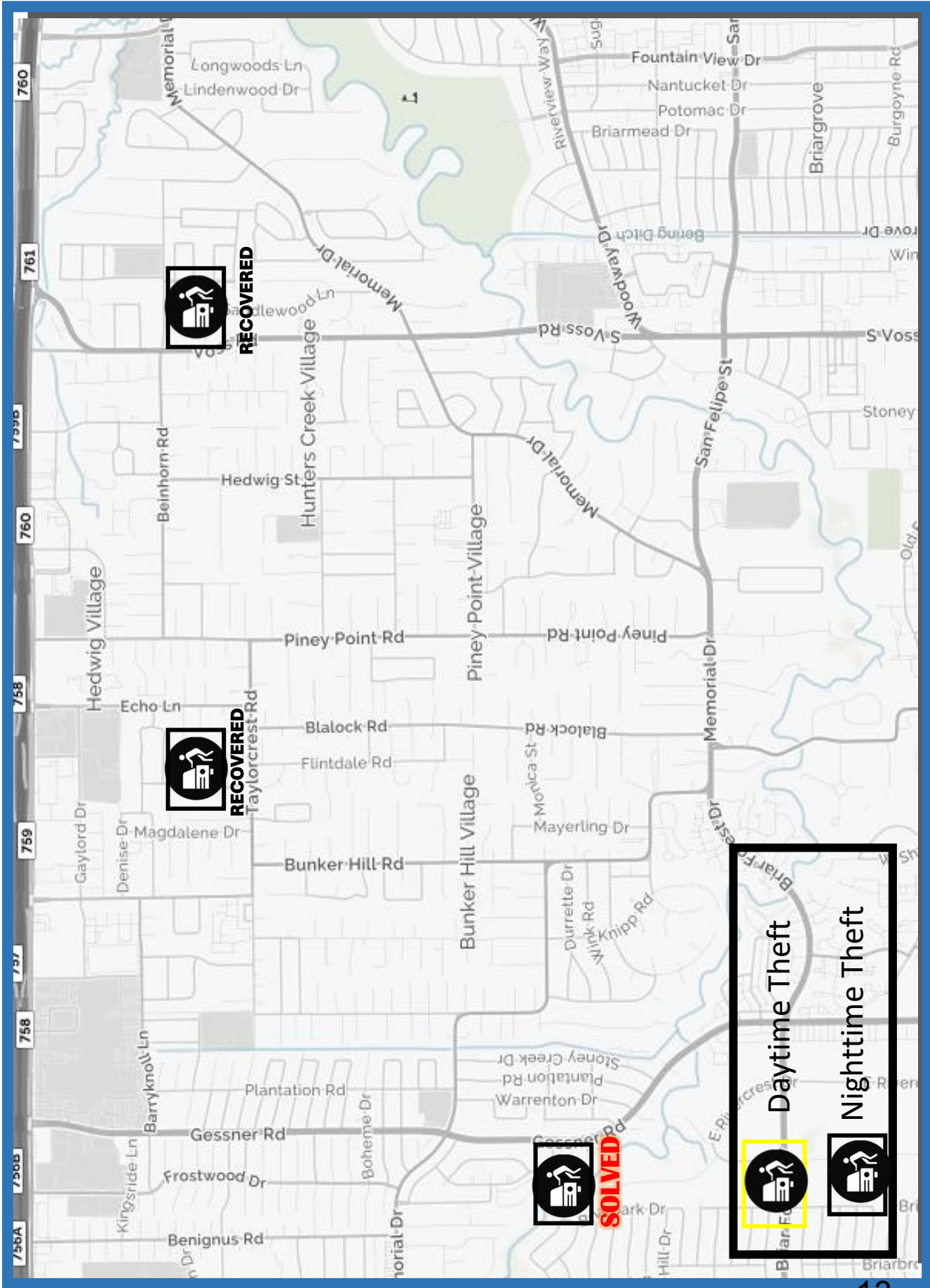


- Juggling
- ** unknown where occurred

2026 Auto Theft Map

Address POE
 825b Saddlewood Ln UNL
 800 Ourlane Cir UNL
 400 Tealmeadow LCK'D

Burglary



② ③


Blue Entry = Actual
 Location Unknown

SOLVED
 5/01/26


Hedwig  **1**

Bunker Hill 

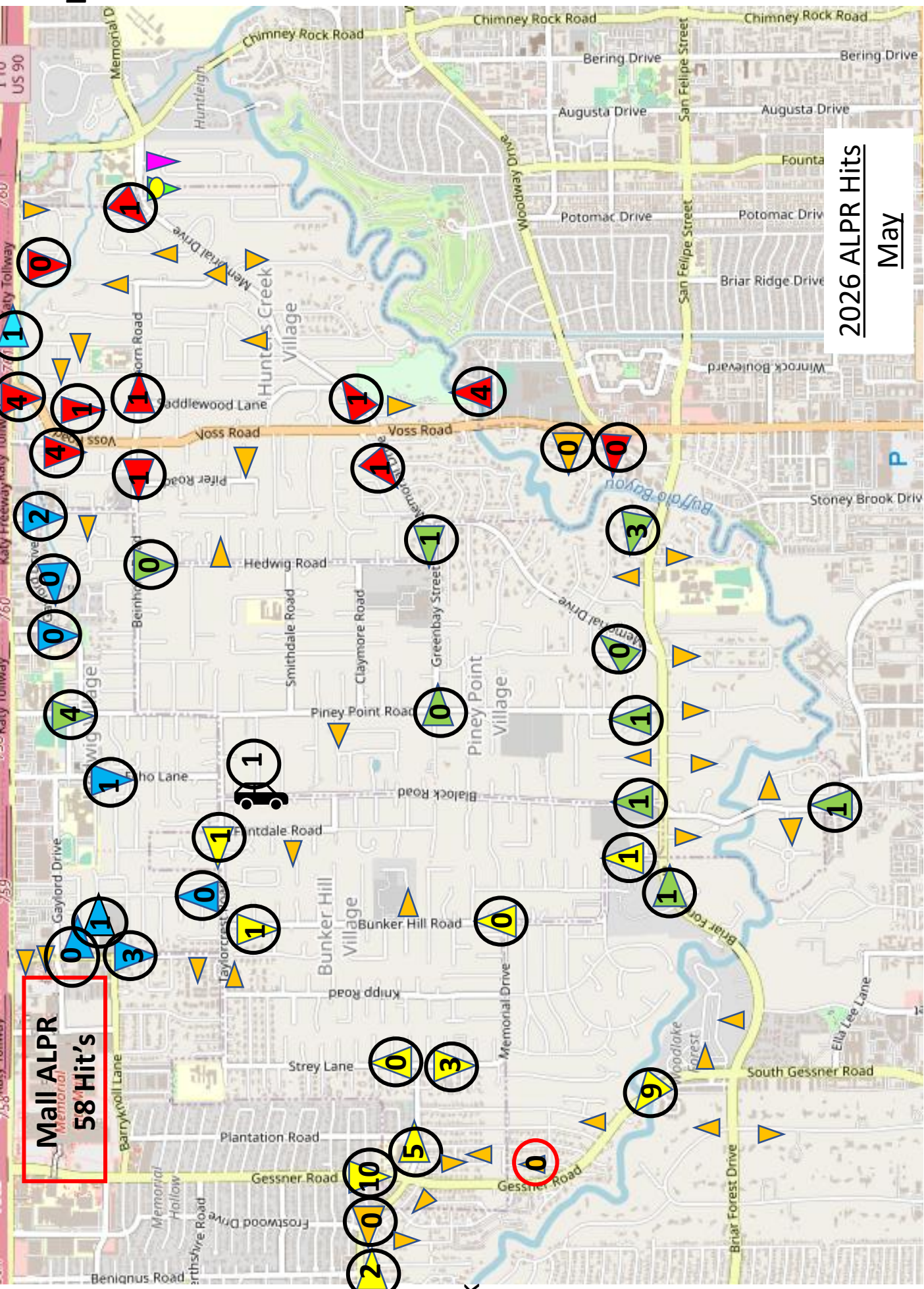
Piney Point 


Hunters Creek 


Frequent Mobile Locations 


44 Total Hits
14 

Mall ALPR
58 Hit's



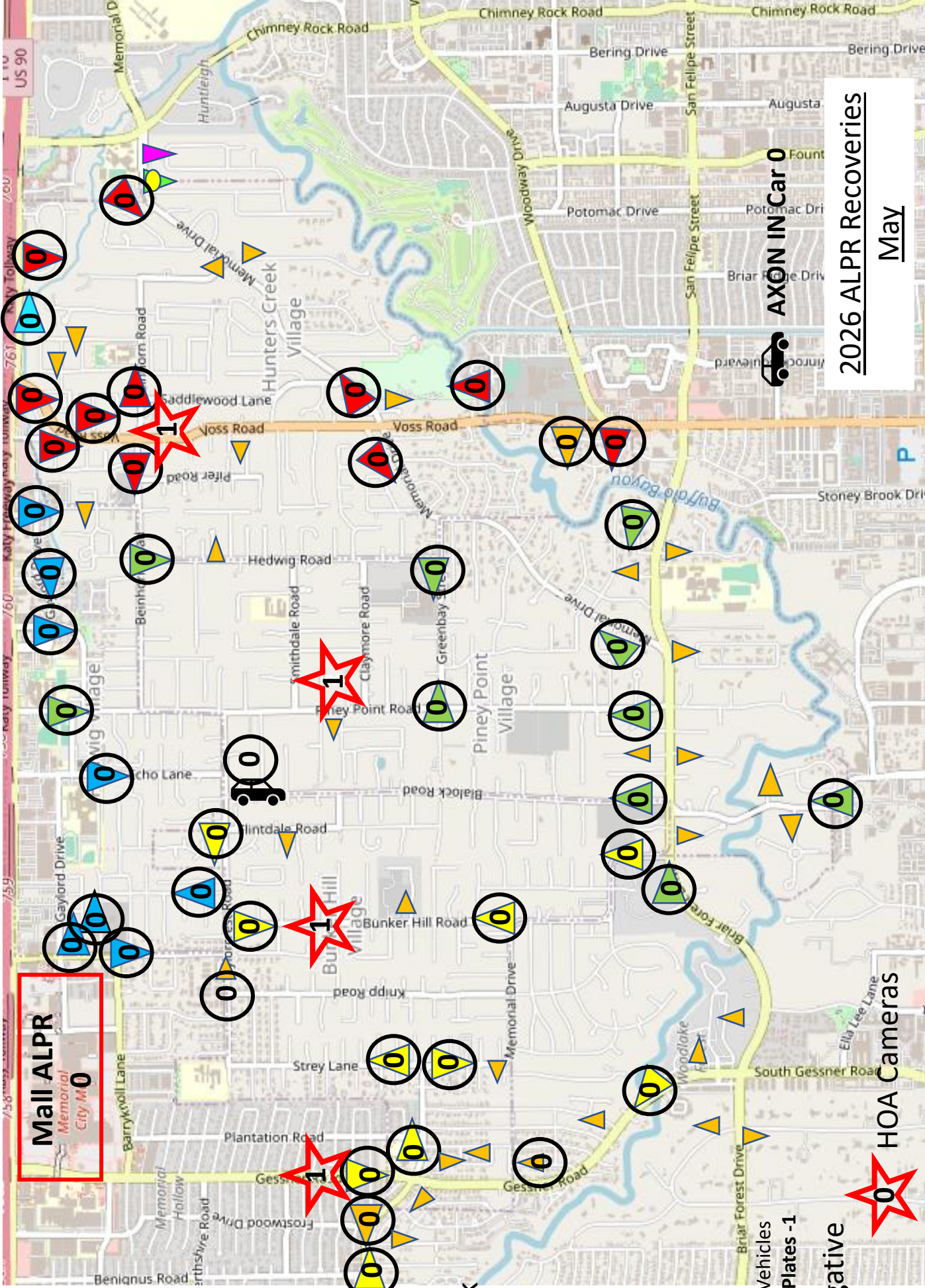
Lindenwood HOA 

Longwoods HOA 

US Coins 

HOA Systems-34 


5/31/26 




Hedwig


Bunker Hill



Piney Point



Hunters Creek


Frequent Mobile Locations


Recovered Vehicles -1


Investigative Leads


Lindenwood HOA


Longwoods HOA


US Coins


HOA Systems


Recovered


1

5/31/26


2026 ALPR Recoveries
 May
 AXON IN Car 0

2026 Total Incidents

2026	Crimes Against Persons	Crimes Against Property	Quality of Life Incidents	Total	Arrests	Incidents	House Checks	YTD BH INC	YTD BH HC	YTD PP INC	YTD PP HC	YTD HC INC	YTD HC HC
January	1	8	64	73	16	6109	3105	1960	784	1624	896	2292	1424
February	0	59	61	120	16	4825	1960	1648	573	1226	508	1730	879
March	3	12	69	84	23	6337	3351	2460	1328	1368	690	2139	1325
April	0	5	59	64	20	5645	2567	1943	777	1547	812	1855	978
May	1	8	66	75	20	6894	3762	2480	1293	1859	1029	2297	1440
June													
July													
August													
September													
October													
November													
December													
Total	5	92	319	416	95	29810	14745	10491	4755	7624	3935	10313	6046

2024 Totals	16	115	885	1016	286	80751	51864	27597	17507	21036	14006	29005	20319
Difference													
% Change													

2026 Officer Committed Time to Service Report

Employee Name	Jan	Feb	Mar	Apr	May	Jun	Jul	Aug	Sep	Oct	Nov	Dec	Reports	Cites
ALSALMAMI, ALI	29:59:28	17:43:36	17:17:59	23:58:46	18:23:57								2	49
BAKER, BRIAN C	*	2:07:02	0:56:47	0:00:00	0:12:01									
BALDWIN, BRIAN	*	5:24:20	0:00:00	0:31:41	6:02:26								2	
BIEHUNKO, JOHN		16:20:41	16:32:10	18:51:07	23:52:46	19:07:38								51
BOGGUS, LARRY	*	0:00:00	0:03:01	0:00:00	1:58:36	0:00:00								
BURLESON, Jason		18:54:09	10:23:42	9:47:45	10:50:00	12:28:23							4	46
BYRD, Rachied		19:29:59	26:30:57	7:41:15	18:55:58	15:03:00							4	74
CANALES, RALPH EDWARD		19:38:24	20:00:13	14:48:57	13:02:20	10:45:05							1	40
CERNY, BLAIR C.	*	0:00:00	1:41:03	1:56:26	0:00:00	0:00:30							1	1
GARCIA, CHRIS				15:31:14	15:47:56								6	60
GONZALEZ, Jose		29:48:21	12:27:13	8:03:55	17:11:17	11:16:39							5	45
HARWOOD, NICHOLAS		12:57:06	16:50:56	8:17:39	4:58:16	3:06:43								11
JARVIS, RICHARD		17:59:41	13:37:50	15:29:35	9:15:50	5:19:41							2	20
JOHNSON, JOHN		16:52:47	9:58:11	8:39:44	14:25:59	8:13:24							3	32
JONES, ERIC	*	0:02:59	0:00:00	0:00:00	0:00:00	0:00:00								
KING, JEREMY		3:46:54	0:04:30	0:55:40	6:56:37	7:55:37							2	4
KUKOWSKI, Andy		19:01:24	12:06:04	14:29:30	14:05:27	12:03:31							1	57
MCELVANY, ROBERT		7:34:39	6:14:04	15:26:42	6:43:21	5:00:21								27
MILLARD, Shaneca		18:11:21	23:05:30	12:39:07	7:41:12	20:20:29							2	31
ORTEGA, Yessenia		26:42:03	14:47:34	14:06:26	14:12:35	15:10:28							1	46
OWENS, Michelle				2:12:10	0:00:00									
OWENS, LANE	*	0:00:00	0:04:25	0:00:00	0:12:01	0:00:00								
PALOMINO, Michelle		22:07:16	17:38:36	24:19:22	19:02:45	14:45:33							4	40
PAVLOCK, JAMES ADAM		17:28:44	11:29:51	12:53:30	0:01:56									
RODRIGUEZ, CHRISTOPHER	*	2:19:56	0:00:00	3:10:11	4:33:51	0:00:00								
RODRIGUEZ, JOSE		19:09:35	14:55:02	7:38:57	15:02:21	28:48:00							3	60
RODRIGUEZ, REGGIE		14:43:28	7:48:55	31:24:20	12:53:47	13:10:28							3	63
SCHULTZ, RAYMOND	*	0:11:12	0:02:27	0:00:00	0:00:00	0:00:00								
SILLIMAN, ERIC		11:30:43	10:30:37	12:46:25	21:18:08	16:26:11							6	106
SPRINKLE, MICHAEL		20:54:49	24:42:01	17:02:31	14:57:44	20:04:53							4	43
TAYLOR, CRAIG		25:59:44	21:11:07	20:38:13	15:07:36	16:21:49							4	45
VALDEZ, JUAN		17:05:04	17:02:22	17:16:04	15:52:15	21:14:26							6	48
WHITE, TERRY		27:08:04	17:35:04	23:46:20	12:50:52	21:28:25							9	46
												Total	75	1045

* = Admin

Dispatch Committed Time	Yr Total	
911 Phone Calls	310	1318
3700 Phone Calls	3986	13420
DP General Phone Calls*	91:48:32	
Radio Transmissions	17926	

* This is the minimal time as all internal calls route through the 3700 number.

ALPR Recoveries						
Num	Plate	Vehicle	Loc	Val	Links	Date
1	XLJ9064	Niss Alt	19	\$ 9,500.00	Embezzlement	22-Jan
2	VNN1551	Kia	21	\$ 18,000.00	Robbery	29-Jan
3	DDX8214	Toyota	22	\$ 17,500.00	Clucking	24-Feb
4	RRF8331	Mercedes	13	\$ 23,500.00	Fraud	27-Feb
5	9RG545	Kia	6	\$ 9,500.00	Fraud	12-Mar
6	WYC7645	Chev Spark	13	\$ 1,000.00	Fraud	7-Apr
7	XHT8195	Niss Path	2	\$ 21,000.00	Fraud	10-Apr
8						
9						
10						
11						
12						
13						
14						
15						
16						
17						
18						
19						
20						
21						
22						
23						
24						
25						
26				\$ 100,000.00		

Plate Recoveries								
Plate Recove	Date	Links	Plate Recove	Date	Links	Plate Recov	Date	Links
WGP6436	3/5/2026	Cited						
TFV1029	3/22/2026	Owner						
RXN2937	4/2/2026	HPD	2					
XRV6655	4/3/2026	Owner						
86DV348	4/9/2026	Owner						
22689TMP	4/11/2026	Cited						
VLS0083	4/14/2026	Owner						
GCP7964	4/26/2026	Owner						
TFR6225	5/12/2026	Owner						

Firearm in vehicle	Vehicle found to be Stolen	
Temp Tag	Hotlist	Protective Order

Located but Fled			Community Safety Hotlist		
Date	Plate	Camera	Date	Plate	Camera
9-Jan	RGN7136	22			
30-Jan	PLC4475	13			
10-Apr	WDF6326	19			
24-Apr	VRL5215	13			

Runaways/Missing		Community Safety Hotlist	
2/3/2026	HDW9235	104	
4/6/2026	JPG8794	21	

7 of 7 involved in other crimes = 100%

Program Summary			
2026 Value	\$ 27,500.00	Recovered	2
2025 Value	\$ 408,500.00	Recovered	19
2024 Value	\$ 746,000.00	Recovered	30
2023 Value	\$ 646,500.00	Recovered	30
2022 Value	\$ 1,733,000.00	Recovered	74
2021 Value	\$ 1,683,601.00	Recovered	75
2020 Value	\$ 1,147,500.00	Recovered	61
2019 Value	\$ 438,000.00	Recovered	22
Program Total	\$ 6,830,601.00		313

HOT List Hits Other Agencies			
XTF3908	5/12/2026	13	Jersey V

MVPD Stolen Vehicles				
Date	Location	Plate	Case	Recovered
1/13/2026	825 Saddlewood	WMV7298	26-0030	Yes, MVPD
3/11/2026	800 Ourlane Ct	9RG545- MN	26-0235	Yes, MVPD

ALPR Stops Located not Reported as Recovered			
Plate	ALPR	Agency	Date
JPL4889	2	HPD	23-May
RZ28359	16	HPD	3-Jun

Recovered Stolen Cars Non-ALPR					
2/8/2026	8500 San Felipe	VKF5884	26-0113		
5/15/2026	2 Stillforest	N/A	26-0395	M/C	Facebook

Condor Camera Accident Captures	
Date	Camera
1/28/2026	Voss/Mem
2/4/2026	S. Piney Point
2/5/2026	S. Piney Point
2/6/2026	Briar Forrest
5/5/2026	San Felipe

INVESTIGATIVE LEADS/Solves															
Crime	Plate	Date	ALPR	Crime	Plate	Date	ALPR	Crime	Date	Plate	ALPR	Crime	Date	Plate	ALPR
Auto Theft	WMV7298	13-Jan	Condor												
BMV	TMP88CM5	20-Jan	HOU												
FSGI	TCD1611	2-Feb	Riverview												
FSGI	KMY3660	17-Feb	Condor												
BMV	FPS2927	26-Feb	6												
Fraud	WZJ4401	23-Mar	SV												
BMV	XSH4087	21-Apr	US Coins												
Criminal Mischief	Person	28-Apr	Taylorcrest©												
BMV	SKY5659	13-May	Calico Ln.												
Theft	XBS0529	25-May	7												
FSGI	XGC0148	24-May	1												
Theft	XXZ6037	29-May	5												



May 2026 ALPR REPORT



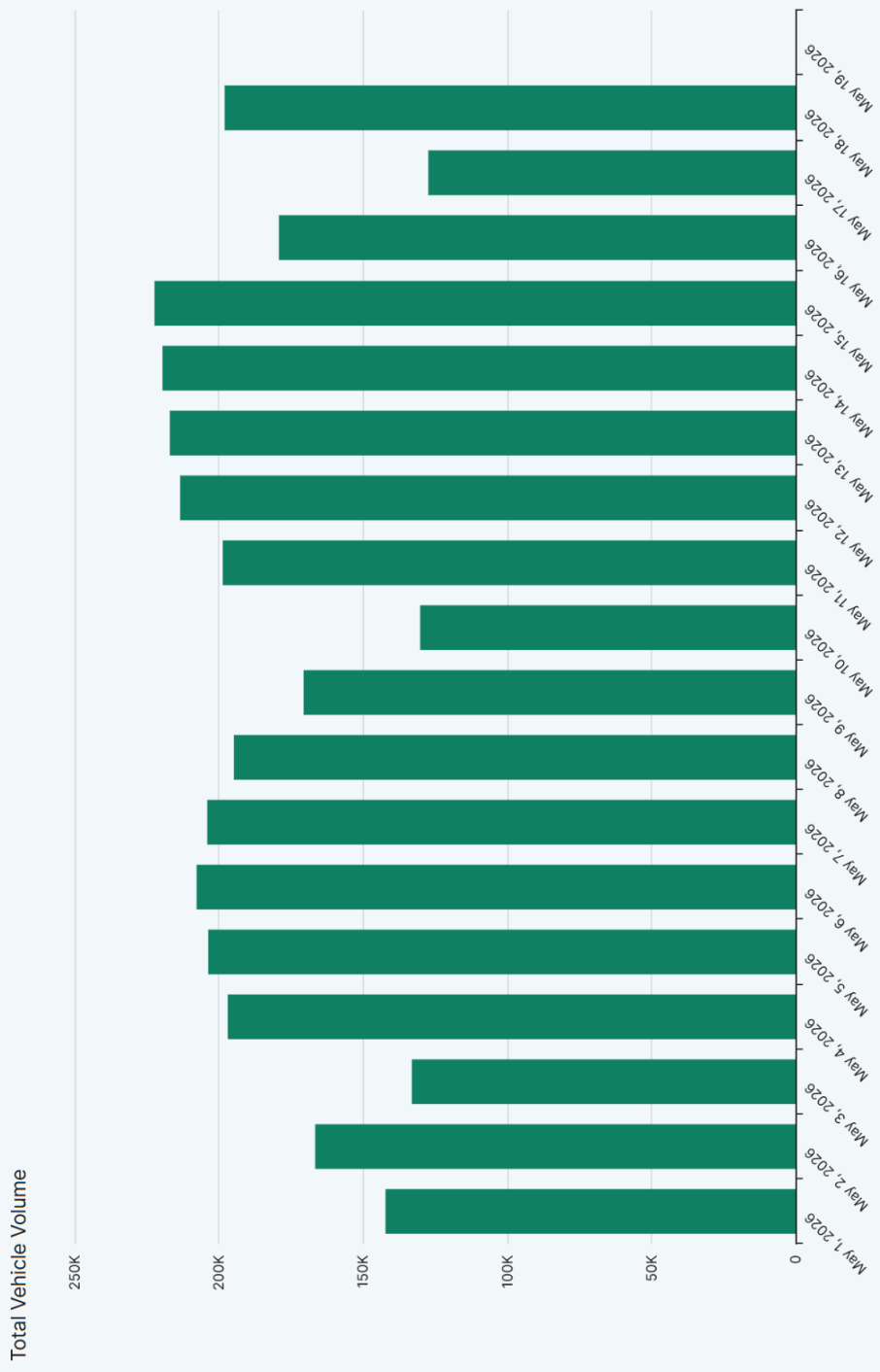
Total Plate Reads, Incl's multiple reads of same plate
Number of Unique Plates Read – Total without repeats
Number of Hits/Alerts - All 14 possible categories
Number of Hits/Alerts of the 6 monitored categories
Number of Sex Offender Hits (not monitored live)
Summary Report
Total Hits-Reads/total vehicles passed by each camera

2025 ALPR Data Report

Total Reads 3,325,492

Total Vehicle Volume
3,325,492

Year to Date Volume
34,249,017



Total Vehicle Volume

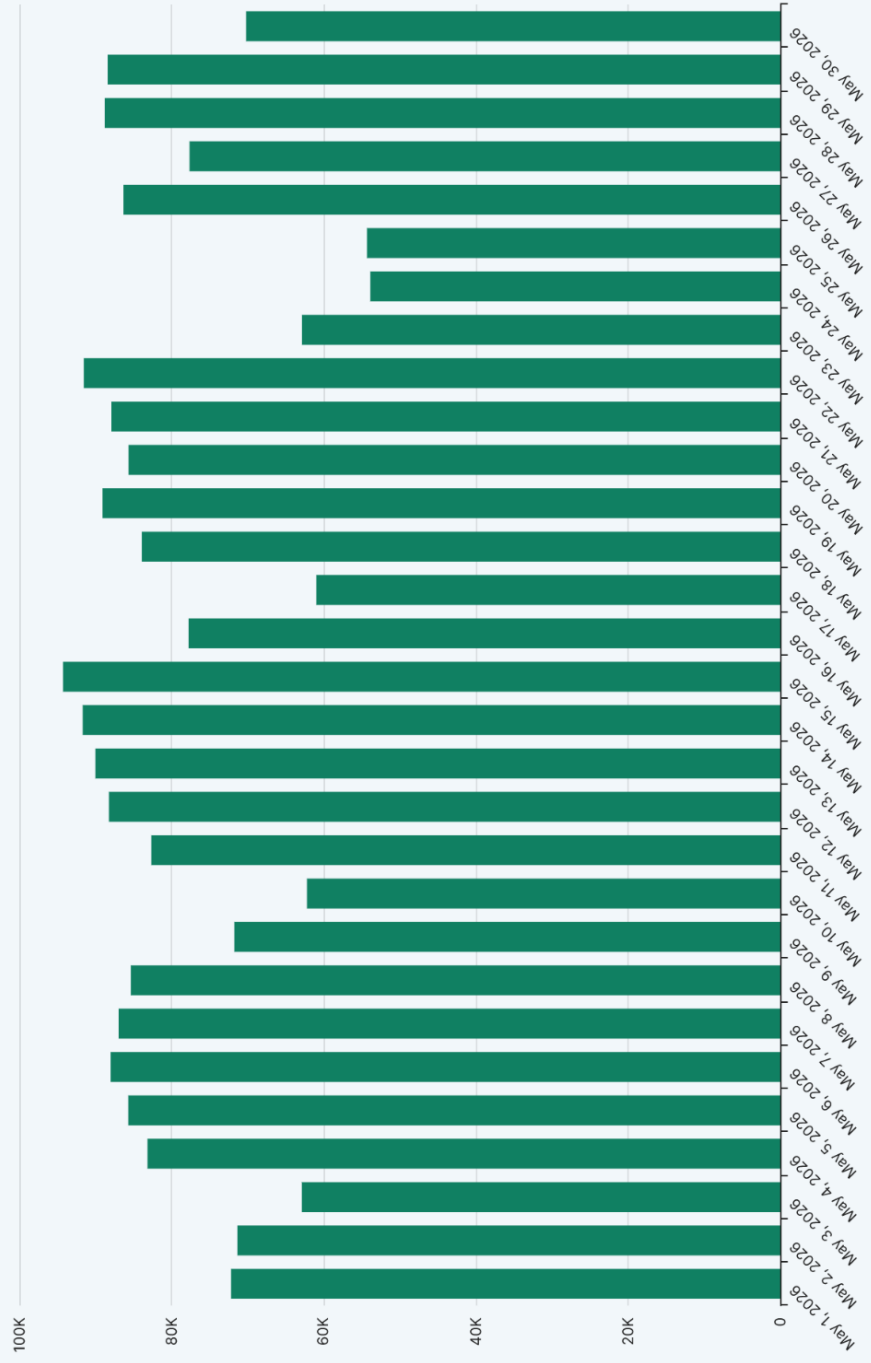
Date	Volume
May 1, 2026	142,235
May 2, 2026	166,620
May 3, 2026	133,127
May 4, 2026	196,929
May 5, 2026	203,665
May 6, 2026	207,696
May 7, 2026	204,017
May 8, 2026	194,788
May 9, 2026	170,641
May 10, 2026	130,219
May 11, 2026	198,633
May 12, 2026	213,432
May 13, 2026	217,022
May 14, 2026	219,569
May 15, 2026	222,304
May 16, 2026	179,184
May 17, 2026	127,389
May 18, 2026	198,002
May 19, 2026	20

Unique Reads 893,720

Unique Vehicle Volume

893,720

Unique Vehicle Volume



Unique Vehicle Volume

Date	Total Unique Plates
May 1, 2026	72,151
May 2, 2026	71,312
May 3, 2026	62,833
May 4, 2026	83,142
May 5, 2026	85,670
May 6, 2026	87,985
May 7, 2026	86,922
May 8, 2026	85,334
May 9, 2026	71,720
May 10, 2026	62,159
May 11, 2026	82,638
May 12, 2026	88,218
May 13, 2026	89,986
May 14, 2026	91,667
May 15, 2026	94,260
May 16, 2026	77,737
May 17, 2026	60,917
May 18, 2026	83,880
May 19, 2026	89,059
May 20, 2026	85,633
May 21, 2026	87,888
May 22, 2026	91,511
May 23, 2026	62,819
May 24, 2026	53,938

All Categories – All Hotlists

Total Hotlist Alerts

2,880

Official Hotlist Alerts

165

Your Custom Hotlist Alerts

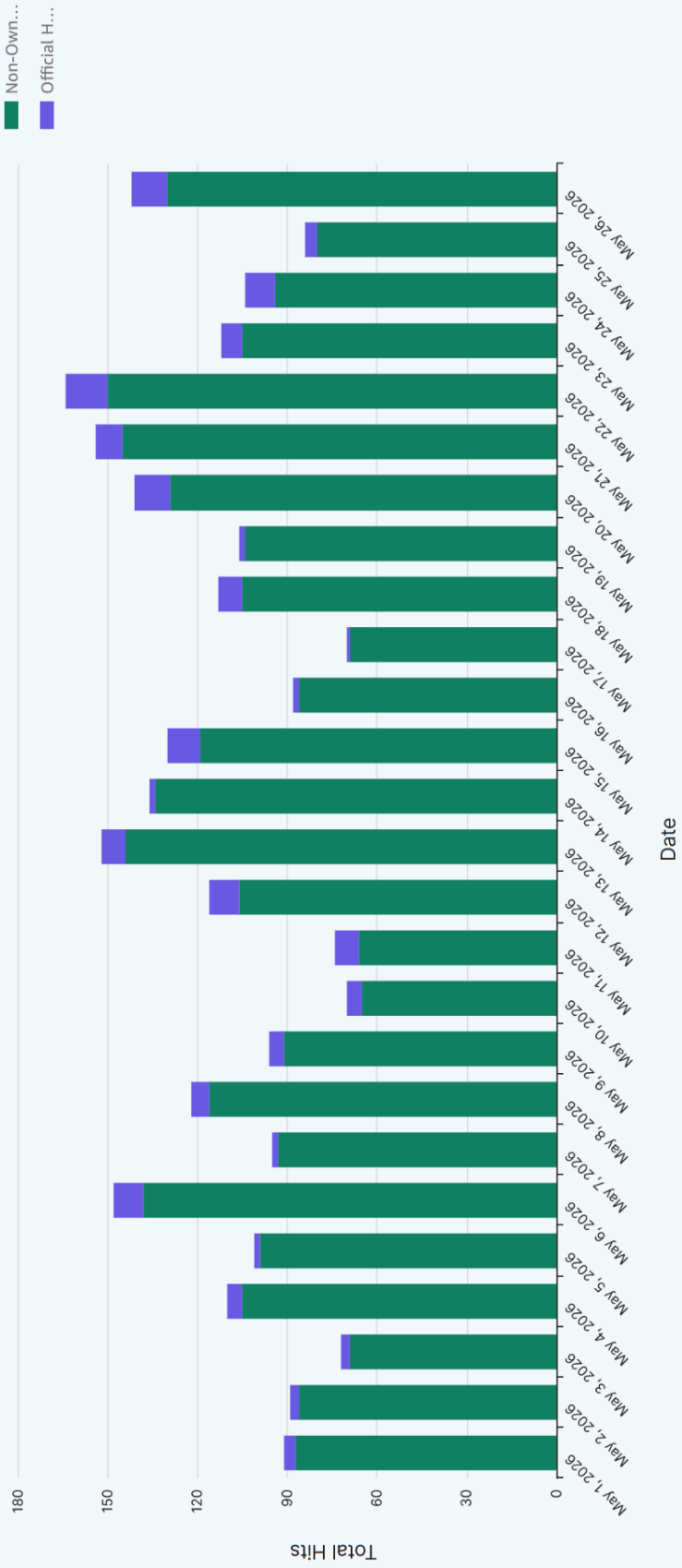
No data

Other Custom Hotlist Alerts on Your Networks

2,715

Total Alerts by Topic

Topic	Alerts
Non Owned Custom Hotlist Alert	2,715
Protection Order	64
Sex Offender	48
Gang or Suspected Terrorist	27
Stolen Plate	9
Stolen Vehicle	8
Warrants	8
Violent Person	1



Top 6 Categories

Other Custom Hotlist Alerts on Your Networks

No data

Your Custom Hotlist Alerts

No data

Official Hotlist Alerts

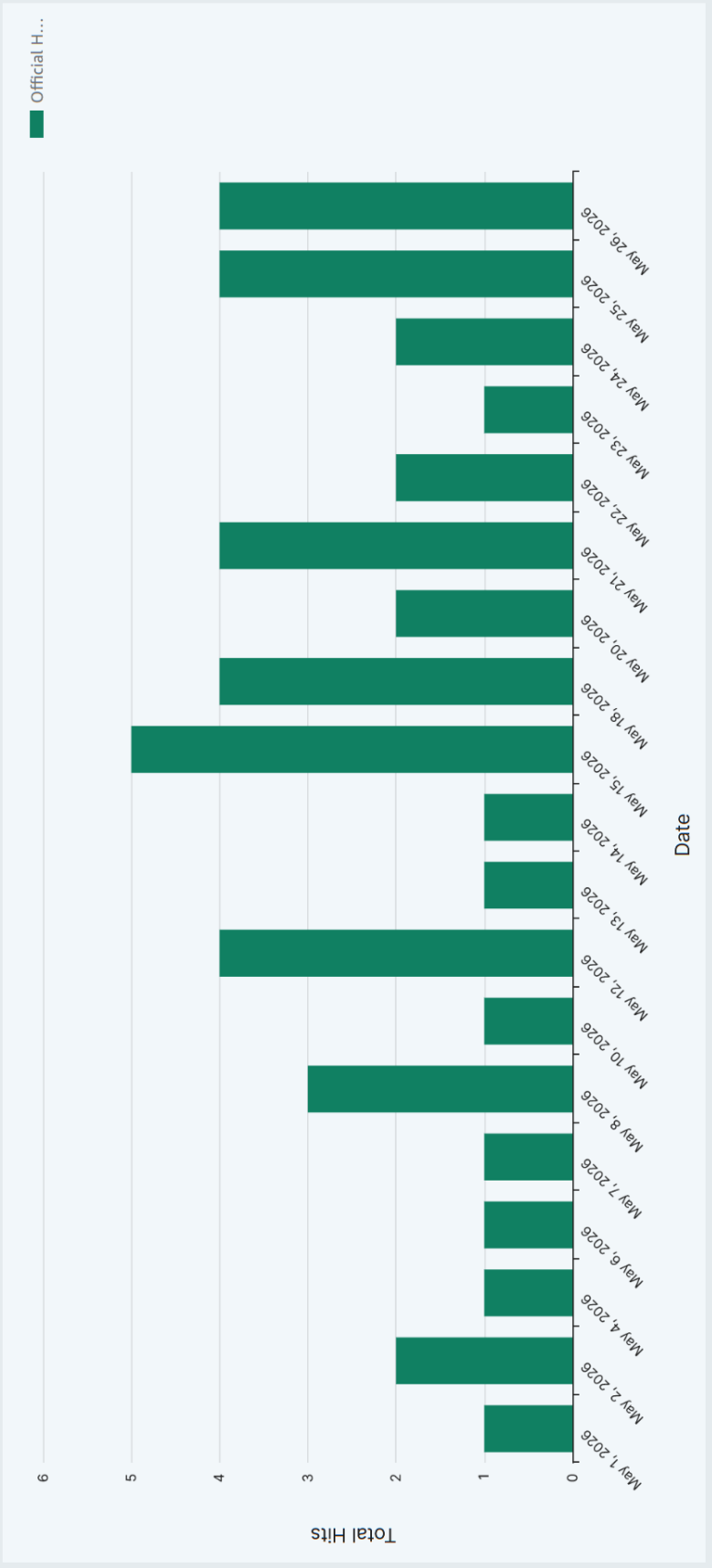
44

Total Hotlist Alerts

44

Total Alerts by Topic

Topic	Alerts
Gang or Suspected Terrorist	27
Stolen Plate	9
Stolen Vehicle	8



Sex Offenders

Total Hotlist Alerts
48

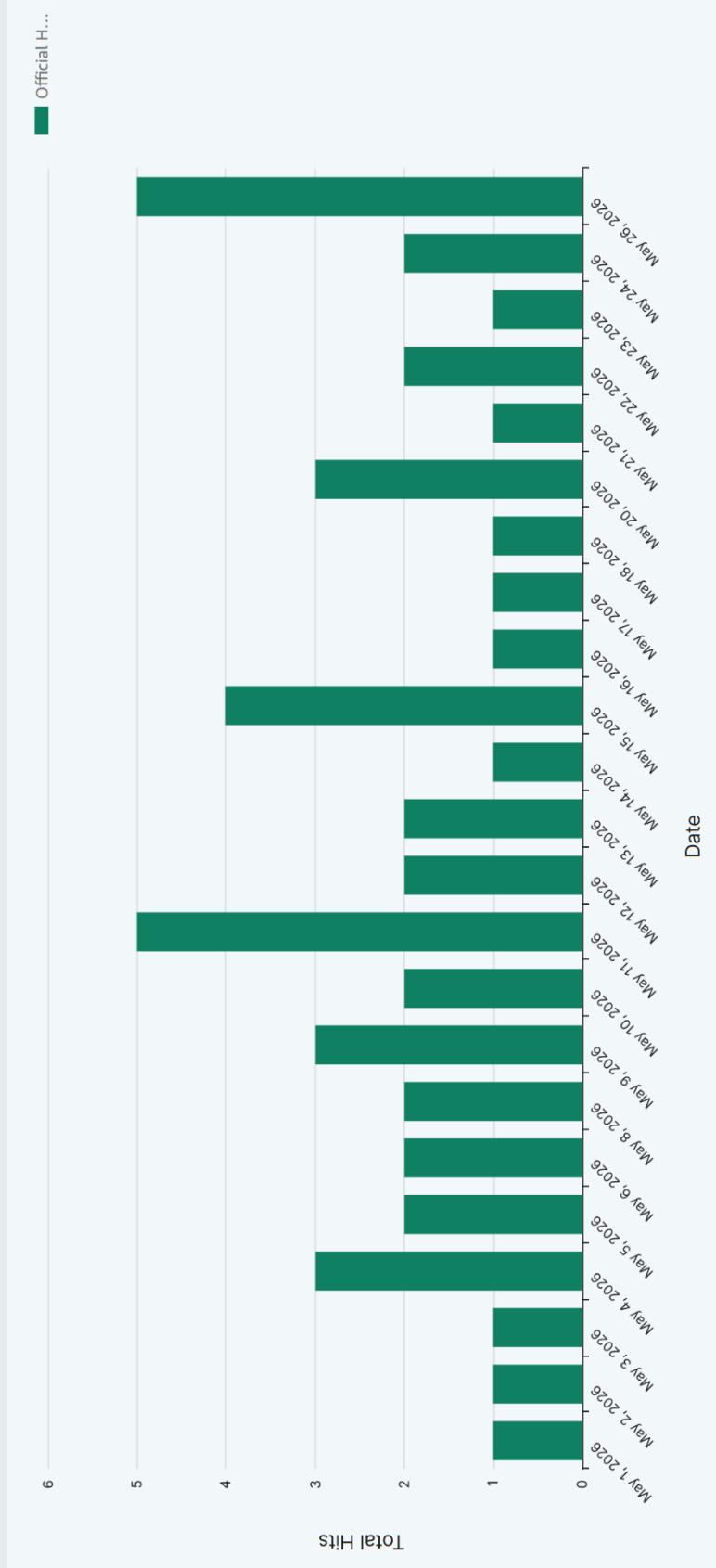
Official Hotlist Alerts
48

Your Custom Hotlist Alerts
No data

Other Custom Hotlist Alerts on
Your Networks
No data

Total Alerts by Topic

Topic	Alerts
Sex Offender	48



Summary Report

Vehicle Reads
3199707

[View Details](#)



Searches
Number of searches performed by users from your organizations
415

[View Details](#)



Hotlist Hits
3026


[View Details](#)



Device Sharing
Shared with
Lewisville TX PD,
Sansom Park TX PD,
and 486 others

Access Levels
Search
Hotlist Tool Access

Device Status

71 / 71 
Devices Online


[Previous Device](#)

Device Name	Battery	Latency
Hunters Creek 1-IP Cam	—	—

[Next Device >](#)

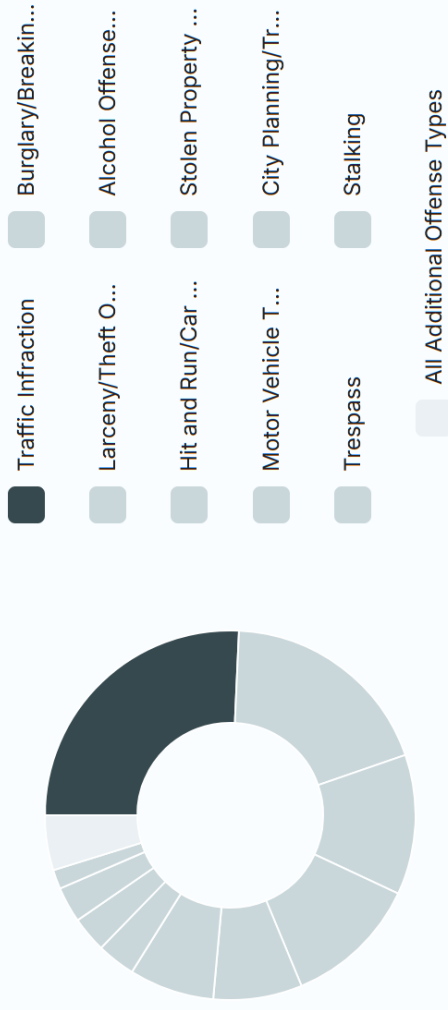
Top Offense Types by Total Number

All users over the last 30 days



Top Offense Types by Total Number

All users over the last 30 days



Offense Type Utilization Over Time

All users over the last 30 days

Traffic Infraction

Controls

Date Range: 2026/05/01 - 2026/05/31

Law Enforcement Cameras in Your State You Can Access
5,362

Percentage of Law Enforcement Cameras in Your State You Can Access
44.41%

Cameras You Own Per Sworn Officer in Your Jurisdiction
1.1

Average Cameras Per Sworn Officer in Your State
0.51

Average Cameras Per Sworn Officer at Similarly-Sized Agencies
0.36

Agencies with Discoverable Networks in Your State Not Sharing with You
0

Percentage of In-State Flock Cameras Accessible over Time with Benchmarks



List of Agencies in Your State with Discoverable Networks Not Presently Shared with You

- #1 Gessner S/B at Frostwood
- #2 Memorial E/B at Gessner
- #3 NO ALPR - Future Location
- #4 Memorial N/B at Briar Forrest
- #5 Bunker Hill S/B at Taylorcrest
- #6 Taylorcrest W/B at Flintdale
- #7 Memorial E/B at Briar Forrest
- #8 2200 S. Piney Point N/B
- #9 N. Piney Point N/B at Memorial
- #10 Memorial E/B at San Felipe
- #11 Greenbay E/B Piney Point
- #12 Piney Point S/B at Gaylord
- #13 Gessner N/B at Bayou
- #14 Beinhorn W/B at Pipher

- #15 Hunters Creek Drive S/B at I-10
- #16 Memorial W/B at Creekside
- #17 Memorial W/B at Voss
- #18 Memorial E/B at Voss
- #19 S/B Voss at Old Voss Ln 1
- #20 S/B Voss at Old Voss Ln 2
- #21 N/B Voss at Magnolia Bend Ln 1
- #22 N/B Voss at Magnolia Bend Ln 2
- #23 W/B San Felipe at Buffalo Bayou
- #24 N/B Blalock at Memorial
- #25 N/B Bunker Hill at Memorial
- #26 S/B Hedwig at Beinhorn
- #27 Mobile Unit #181
- #28 Mobile Speed Trailer/Station

- #29 Riverbend Main Entrance
- #30 Beinhorn E/B at Voss
- #31 Memorial E/B at Tealwood (new)
- #32 Greenbay W/B at Memorial
- #33 Strey N/B at Memorial

Private Systems monitored by MVPD

US COINS - I-10 Frontage Road
 Memorial Manor NA Lindenwood/Memorial

Greyton Lane NA
 Calico NA
 Windemere NA
 Mott Lane

Kensington NA
 Stillforest NA

Farnham Park
 Riverbend NA

Pinewood NA
 Hampton Court

Bridlewood West NA
 N Kuhlman NA

Longwoods NA
 Memorial City Mall – 22

Flintwood Drive

Yellow = Bunker Hill

Green = Piney Point

Red = Hunters Creek

Blue = MVPD Mobile

Purple = Privately Owned Systems



Cameras ⓘ All ▼ | Networks ⓘ All ▼ | Show Volume By ⓘ Camera ▼

Total Vehicle Volume
3,325,492

Year to Date Volume
34,249,715



Total Vehicle Volume

Date	Camera	Volume
May 11, 2026	#01 Gessner SB at Frostwood Elementary	13,995
May 12, 2026	#01 Gessner SB at Frostwood Elementary	14,203
May 13, 2026	#01 Gessner SB at Frostwood Elementary	14,926
May 14, 2026	#01 Gessner SB at Frostwood Elementary	15,027
May 15, 2026	#01 Gessner SB at Frostwood Elementary	15,521
May 16, 2026	#01 Gessner SB at Frostwood Elementary	13,730
May 17, 2026	#01 Gessner SB at Frostwood Elementary	9,733
May 18, 2026	#01 Gessner SB at Frostwood Elementary	13,881
May 19, 2026	#01 Gessner SB at Frostwood Elementary	5
May 1, 2026	#01 Gessner SB at Frostwood Elementary	10,399
May 2, 2026	#01 Gessner SB at Frostwood Elementary	13,647
May 3, 2026	#01 Gessner SB at Frostwood Elementary	11,221
May 4, 2026	#01 Gessner SB at Frostwood Elementary	14,124
May 5, 2026	#01 Gessner SB at Frostwood Elementary	14,134
May 6, 2026	#01 Gessner SB at Frostwood Elementary	13,843
May 7, 2026	#01 Gessner SB at Frostwood Elementary	4,342
May 1, 2026	#01 Inbound, Riverview Way, EB	170
May 2, 2026	#01 Inbound, Riverview Way, EB	312
May 3, 2026	#01 Inbound, Riverview Way, EB	201
May 4, 2026	#01 Inbound, Riverview Way, EB	429
May 5, 2026	#01 Inbound, Riverview Way, EB	274
May 6, 2026	#01 Inbound, Riverview Way, EB	256
May 7, 2026	#01 Inbound, Riverview Way, EB	276
May 8, 2026	#01 Inbound, Riverview Way, EB	282

Total 'Volume' by 'Camera'

Camera	Sum of Volume
#22 - NB Voss x Magnolia Bend (Lane 2)	293059
#21 - SB Voss @ Katy Fwy	248430
#13 NB Gessner Rd	175720
#23 - WB San Felipe x Buffalo Bayou	168552
#01 Gessner SB at Frostwood Elementary	158987
#12 Piney Point Dr SB at Gaylord	151005
#07 Memorial Dr @ Briar Forest EB	127692
#02 Memorial Dr EB at Gessner	127263
#20 - SB Voss x Old Voss (Lane 2)	117093
#27 Unit 181 Blalock S/B at Taylorcrest	115840
#31 EB Memorial Dr near Teatwood	115102
#28 M/VPD Station S/B Memorial Drive	115089
#08 2200 S Piney Point Rd NB at City Limit	111726
#17 Memorial Dr @ Voss WB	87506
#24 - NB Blalock x Memorial	82964
#18 Memorial Dr EB at Voss	82183
#01 Gessner SB at Frostwood Elementary	81710
#14 Beinhorn Rd WB at Pipher	80434
#06 Taylorcrest Rd WB at Flintdale	77695
#10 On Memorial Dr EB from San Felipe	76496
#16 Memorial Dr @ E Creekside Dr WB	73542
#07 Memorial Dr EB at Briar Forest	71310
#19 - SB Voss x Old Voss (Lane 1)	70710
#09 N Piney Point Rd at Memorial Dr	66944
#04 Memorial Dr @ Briar Forest NB	56826
#17 Memorial Dr WB at Voss	46437
#32 WB Greenbay @ Memorial Dr	46122
#05 Bunkerhill Rd SB at Taylorcrest	41872
#16 Memorial Dr WB at E Creekside Dr	38930
#30 EB Beinhorn Rd @ Voss Rd	38890
#18 Memorial Dr EB at Voss	38502
#26 - SB Hedwig x Beinhorn	31021
#04 Memorial Dr NB at Briar Forest	30650
#25 - NB Bunker Hill x Memorial	28240
#11 Greenbay St EB at Piney Point Rd	21270
Strey Ln @ Memorial Dr NB	12055
#01 Inbound, Riverview Way, EB	4870
#29 - River Bend Dr Main IB	3838
#15 Hunters Creek Dr SB at I-10	3041
S#01 Hickory Hollow from Interstate 10	2335
#29 - Riverbend Main Entrance	1859
#15 Hunters Creek Dr SB at I-10	1682
Grand Total	3325492

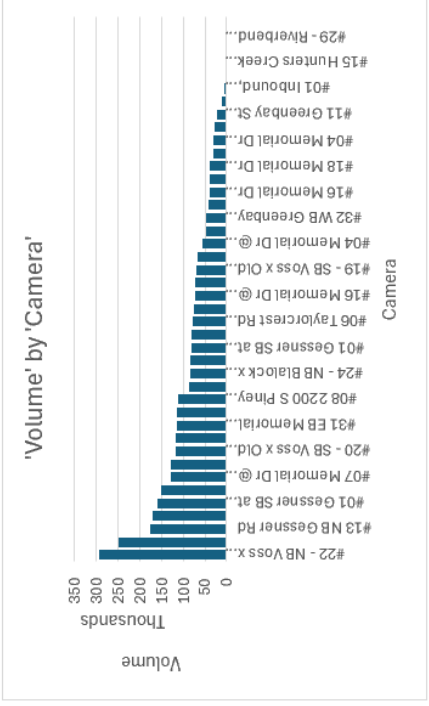


Plate Reads
By Location

Controls

Date Range ⓘ 2026/05/01 - 2026/05/31
 Category ⓘ All
 Alert Sources ⓘ All
 Hot List Reason ⓘ : Custom Hotlist Alert, E...
 Show Hits By ⓘ Camera Name
 Timeframe ⓘ Day
 Cameras ⓘ All
 Networks ⓘ All
 Visual Type ⓘ Bar Chart

Total Hotlist Alerts
44

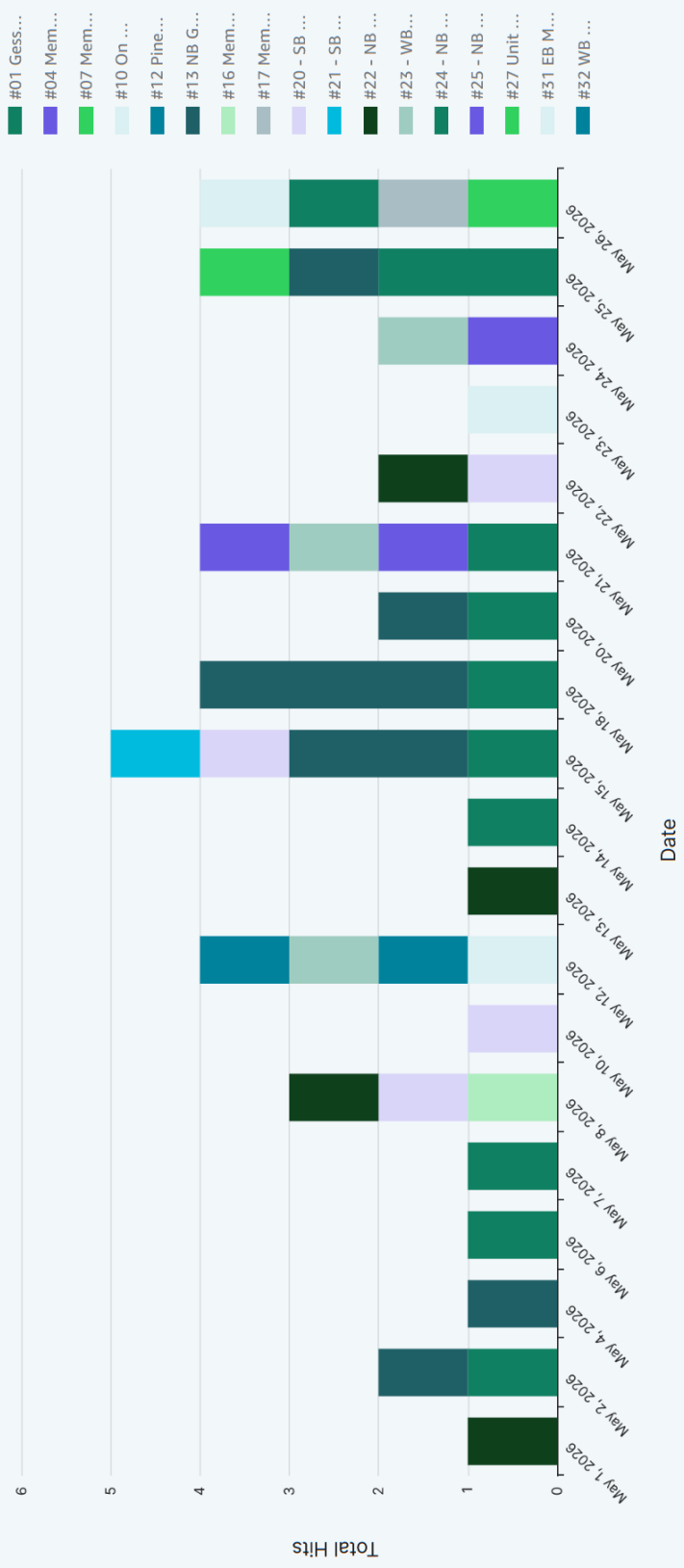
Official Hotlist Alerts
44

Your Custom Hotlist Alerts
No data

Other Custom Hotlist Alerts on Your Networks
No data

Total Alerts by Topic

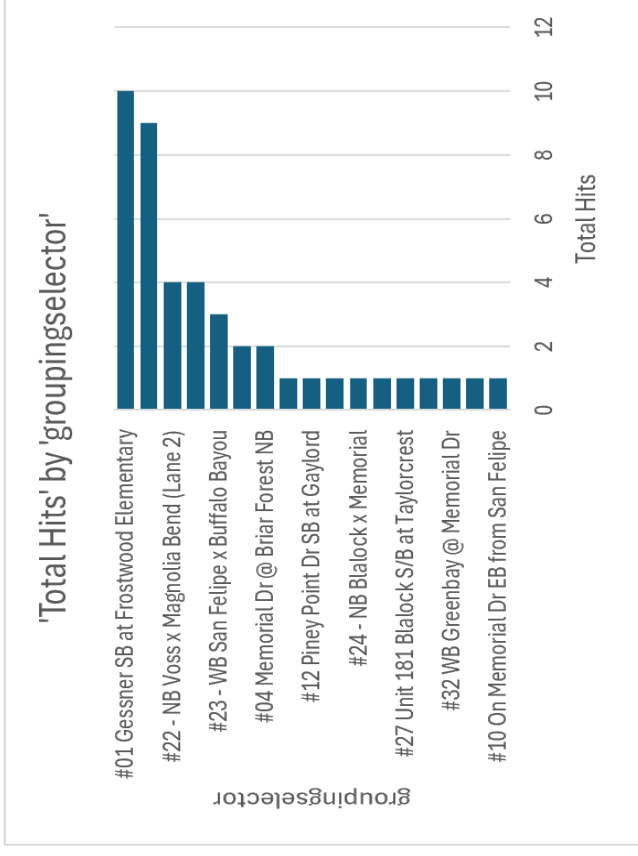
Topic	Alerts
Gang or Suspected Terrorist	27
Stolen Plate	9
Stolen Vehicle	8



Hits By Camera

Total Reads – 3,325,472

groupingselector	Sum of Total Hits
#01 Gessner SB at Frostwood Elementary	10
#13 NB Gessner Rd	9
#22 - NB Voss x Magnolia Bend (Lane 2)	4
#20 - SB Voss x Old Voss (Lane 2)	4
#23 - WB San Felipe x Buffalo Bayou	3
#31 EB Memorial Dr near Tealwood	2
#04 Memorial Dr @ Briar Forest NB	2
#25 - NB Bunker Hill x Memorial	1
#12 Piney Point Dr SB at Gaylord	1
#16 Memorial Dr @ E Creekside Dr WB	1
#24 - NB Blalock x Memorial	1
#17 Memorial Dr @ Voss WB	1
#27 Unit 181 Blalock S/B at Taylorcrest	1
#07 Memorial Dr @ Briar Forest EB	1
#32 WB Greenbay @ Memorial Dr	1
#21 - SB Voss @ Katy Fwy	1
#10 On Memorial Dr EB from San Felipe	1
Grand Total	44



Unique – 893,720

Hits- 165

6 Top Hits – 44

Hotlist – 6

- Stolen Vehicle
- Stolen Plate
- Gang Member
- Missing
- Hot List
- Priority Restraining Order



**CITY OF HUNTERS CREEK VILLAGE
AGENDA DISCUSSION FORM**

AGENDA DATE: June 23, 2026
AGENDA SUBJECT: Discussion and possible action to approve the
Memorial Village Police Department's FY2025
Audit.

EXHIBITS:

Memorial Villages Police Department



Audit Presentation Fiscal Year Ending December 31, 2025

Presented By: Mike Brooks
June 8, 2026

OVERVIEW OF THE AUDIT PROCESS

Audit Standards: The audit was performed in accordance with Generally Accepted Auditing Standards (GAAS).

Department processes and controls are evaluated and examined as part of audit assessment procedures.

We use a risk-based approach in which we identified potential areas of risk that could lead to material misstatement of the financial statements.

Performed testing over the Department's compliance with provisions with laws, regulations, contracts and grant agreements, including items such as compliance with Public Funds Investment Act (PFIA).

Balances are agreed to underlying reports, and testing is performed to assure those balances are materially accurate.

The results of testing procedures are evaluated. The report is prepared, in addition to the required letters of communication.

Internal Control Evaluation

Processes and controls are evaluated



Risk-Based Approach

Potential areas of risk are identified



Compliance Testing

Test compliance with laws and regulations



Fieldwork

Test accuracy of financial information



Conclusion & Reporting

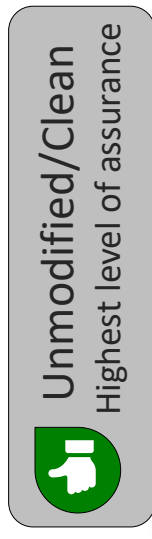
Evaluation and communication of results



COMPONENTS OF THE ANNUAL FINANCIAL REPORT

- ❖ Auditor's Opinion
- ❖ Management's Discussion and Analysis
- ❖ Basic Financial Statements
 - Government-Wide Statements
 - Fund Level Statements
 - Notes to the Financial Statements
- ❖ Required Supplementary Information
 - Budget to Actual – General Fund
 - Pension and OPEB schedules

Opinion Types
 Unmodified
 Qualified
 Disclaimed
 Adverse





Financial Highlights

	12/31/2025	12/31/2024	Change
Dept-wide Cash & Investments – unrestricted	\$ 954,234	\$ 987,772	(33,538)
Capital Assets, net	\$ 1,094,370	\$ 1,156,490	(62,120)
Depreciation Expense	\$ 260,230	\$ 234,808	25,422
Total Revenues – Government-wide	\$ 7,858,531	\$ 7,882,744	(24,213)
Total Expenses – Government-wide	\$ 7,823,416	\$ 10,258,775	(2,435,359)
Net Position – Department-wide	\$ (3,853,413)	\$ (3,888,528)	35,115
Governmental Fund Balances	\$ 249,069	\$ 231,875	17,194
Net Pension Liability	\$ (5,426,915)	\$ (5,819,156)	392,241
Employer Contributions to Pension Plan	\$ 938,291	\$ 886,945	51,346



General Fund Budget to Actual

- FY 2025 budget resulted in a net negative budget variance of \$1,258
- Revenues were over budget by \$60,599, before participant assessment refunds of \$479,118.
- Expenditures were under budget by \$417,261

General Fund	Final Budget	Actual	Variance
Total Revenues	\$ 8,036,966	\$ 7,618,447	(418,519)
Total Expenditures	\$ 8,036,966	\$ 7,619,705	417,261
Net Change in Fund Balance	\$ 0	\$ (1,258)	(1,258)

Participant Assessment Refunds	
Unassigned fund balance prior to participant refunds	\$ 539,118
Amount held for Department operations	\$ (60,000)
Participant assessment refunds	\$ 479,118
Net change in individual city assessments (1/3)	\$ 159,706

TMRS Pension Liability

- Department recognized pension expense of \$913,220 during the year.
- Employer Contribution Rates (2025-2023) were 20.77%, 19.70% & 10.91%
- Total Pension Funded % (FY2024-2022) was 75%, 72% & 81%.

Changes in Net Pension Liability	Total Pension Liability (a)	Plan Fiduciary Net Position (b)	Net Pension Liability (a)-(b)
Balance at 12/31/2023	20,814,329	14,995,173	5,819,156
Service cost	791,047	-	791,047
Interest	1,392,886	-	1,392,886
Difference in experience	168,373	-	168,373
Contributions – employer	-	886,945	(886,945)
Contributions – employee	-	315,158	(315,158)
Net investment income	-	1,552,670	(1,552,670)
Benefit payments / refunds	(1,149,007)	(1,149,007)	-
Administrative expense	-	(9,992)	9,992
Other	-	(234)	234
Net changes	1,203,299	1,595,540	(392,241)
Balance at 12/31/2024	22,017,628	16,590,713	5,426,915

Communication Letters

- **Communication with Those Charged with Governance**
 - Audit was conducted in compliance with all ethics requirements regarding independence.
 - No difficulties were encountered in dealing with management.
 - Audit Adjustments were identified and corrected by management.
- **Communication Regarding Internal Controls**
 - Recommendations in internal control to be communicated and reviewed by management.

Questions?

Contact Info:

Mike Brooks, Audit Partner

Phone 281.907.9233 | Fax 888.875.0587

14450 John F. Kennedy Blvd | Suite 240

Houston, TX 77032

MBrooks@BrooksWatsonCPA.com

BW&C

CERTIFIED PUBLIC ACCOUNTANTS

We know your questions don't end when the audit does.

We remain available throughout the year.



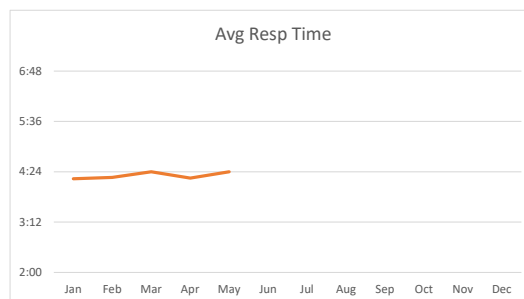
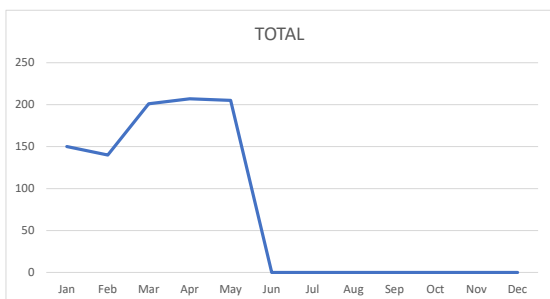
Village Fire Department
 901 Corbindale Rd
 Houston, TX, 77024
 Phone# (713) 468-7941 Fax# (713) 468-5039

2026 Summary - All Cities

Call/Incident Type/Detail	Jan	Feb	Mar	Apr	May	Jun	Jul	Aug	Sep	Oct	Nov	Dec	Total YTD
TOTAL	150	140	201	207	205	0	0	0	0	0	0	0	903
Abdominal Pain	1	1	0	0	0								2
Allergic Reaction	0	0	2	1	2								5
Animal Bite	0	0	1	0	0								1
Assault	1	0	2	0	0								3
Automatic Aid	0	0	1	0	0								1
Automatic Aid- Apartment Fire	0	0	4	9	6								19
Automatic Aid- Building Fire	0	0	3	5	4								12
Automatic Aid- Elevator Rescue	0	0	7	1	2								10
Automatic Aid- Entrapment MVC	0	0	3	0	2								5
Automatic Aid- Gas Leak	0	0	5	6	5								16
Automatic Aid- High Rise Fire	0	0	1	1	0								2
Automatic Aid- House Fire	0	0	5	4	3								12
Back Pain	0	1	0	1	0								2
Bomb Threat	0	0	0	0	1								1
Business Fire	1	0	0	0	0								1
Carbon Monoxide Alarm with Symptoms	3	1	1	0	0								5
Carbon Monoxide Detector No Symptoms	6	4	6	5	12								33
Cardiac/Respiratory Arrest	0	1	1	2	0								4
Check a Noxious Odor	0	1	0	0	0								1
Check for Fire	2	1	1	1	1								6
Check for the Smell of Natural Gas	5	2	1	3	4								15
Check for the Smell of Smoke	3	2	0	0	1								6
Chest Pain	4	8	3	5	6								26
Child Locked in a Vehicle Engine and AC running	0	0	1	0	0								1
Child Locked in a Vehicle Engine not running	0	0	1	0	0								1
Choking	0	1	1	1	1								4
Diabetic Emergency	1	2	1	2	0								6
Difficulty Breathing	9	8	7	8	6								38
Dumpster Fire Not near Structure	0	0	0	0	0								0
Electrical Fire	0	0	0	1	0								1
Elevator Rescue	1	2	1	0	1								5
Entrapment- Non MVC	0	0	0	0	0								0
Explosion	0	0	0	0	0								0
Fall Victim	11	9	10	20	10								60
Fire Alarm Business	3	5	4	3	2								17
Fire Alarm Church or School	0	4	2	5	3								14
Fire Alarm Residence	22	23	24	25	28								122
Gas Leak	2	2	1	0	3								8
Grass Fire	0	1	0	0	1								2
HAZMAT Emergency	0	0	0	0	0								0
Headache- Stroke symptoms not present	2	1	1	1	0								5
Heart Problems	2	4	10	10	4								30
Heat/Cold Exposure	0	0	0	0	0								0
Hemorrhage/Laceration	1	1	1	1	0								4
House Fire	3	0	1	1	1								6
Illegal Burning	0	1	0	0	0								1
Injured Party	1	3	1	3	5								13
Medical Alarm	3	1	4	3	10								21
Motor Vehicle Collision	13	16	21	23	12								85
Motor Vehicle Collision with Entrapment	0	1	1	0	1								3
Motor Vehicle vs Motorcycle	0	0	0	0	2								2
Motor Vehicle vs Pedestrian	0	0	1	0	2								3
Object Down in Roadway	0	0	2	4	2								8
Oven/Appliance Fire	0	0	1	0	0								1
Overdose/Poisoning	0	1	1	1	1								4
Possible D.O.S.	1	0	0	1	0								2
Powerlines Down Arcing/Burning	1	3	3	1	2								10
Pregnancy/ Childbirth	0	0	0	0	0								0
Psychiatric Emergency	3	3	2	1	2								11
Seizures	4	1	5	1	0								11
Service Call Non-emergency	18	9	11	17	13								68
Shooting/Stabbing	0	0	0	0	0								0
Sick Call	8	7	13	8	18								54
Smoke in Business	0	1	0	0	0								1
Smoke in Residence	0	1	0	0	0								1
Stroke	1	1	4	7	3								16
Transformer Fire	0	0	4	0	1								5
Trash Fire	1	0	0	1	0								2
Traumatic Injury	0	0	0	1	0								1
Unconscious Party/Syncope	8	4	12	8	15								47
Unknown Medical Emergency	3	1	0	4	4								12
Vehicle Fire	2	1	2	1	3								9

Month	# of Incidents*	Avg Resp Time
Jan	117	4:14
Feb	119	4:16
Mar	142	4:24
Apr	136	4:15
May	150	4:24
Jun		
Jul		
Aug		
Sep		
Oct		
Nov		
Dec		
Total	664	4:18

Does not include HFD, Cancelled, Disregard Enroute, Objects Down, and Nonemergency Service Calls
 Note: Nat'l Std Fire Response Time: 6:50
 Note: Nat'l Std Fire EMS Time: 6:30





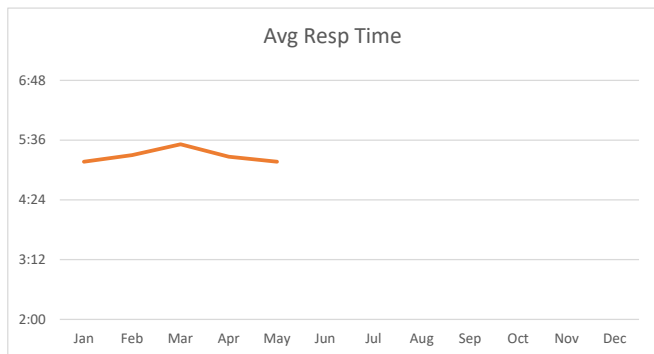
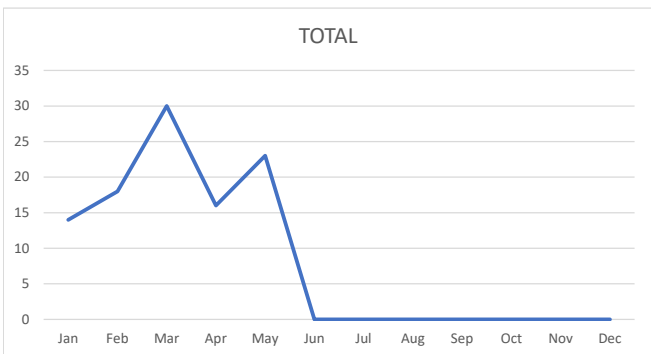
Village Fire Department
 901 Corbindale Rd
 Houston, TX, 77024
 Phone# (713) 468-7941 Fax# (713) 468-5039

2026 Summary - Bunker Hill

Call/Incident Type/Detail	Jan	Feb	Mar	Apr	May	Jun	Jul	Aug	Sep	Oct	Nov	Dec	Total YTD
TOTAL	14	18	30	16	23	0	0	0	0	0	0	0	101
Abdominal Pain	0	1	0	0	0								1
Allergic Reaction	0	0	0	0	1								1
Animal Bite	0	0	0	0	0								0
Carbon Monoxide Detector with Symptoms	0	0	1	0	0								1
Carbon Monoxide Detector No Symptoms	1	1	1	1	3								7
Cardiac/Respiratory Arrest	0	0	0	0	0								0
Check a Noxious Odor	0	1	0	0	0								1
Check for Fire	0	0	0	0	0								0
Check for the Smell of Natural Gas	0	0	0	0	1								1
Check for the Smell of Smoke	0	1	0	0	0								1
Chest Pain	0	0	0	0	2								2
Child Locked in a Vehicle Engine and AC running	0	0	0	0	0								0
Choking	0	0	1	0	0								1
Diabetic Emergency	0	0	0	1	0								1
Difficulty Breathing	1	0	1	2	0								4
Fall Victim	2	3	2	2	0								9
Fire Alarm Church or School	0	1	0	0	0								1
Fire Alarm Residence	3	3	7	4	4								21
Gas Leak	0	0	0	0	0								0
Grass Fire	0	1	0	0	0								1
Headache- Stroke symptoms not present	1	0	1	0	0								2
Heart Problems	0	0	1	1	0								2
Heat/Cold Exposure	0	0	0	0	0								0
Hemorrhage/Laceration	0	0	0	1	0								1
House Fire	0	0	0	0	0								0
Injured Party	0	0	0	0	0								0
Medical Alarm	0	0	0	0	1								1
Motor Vehicle Collision	0	1	3	1	1								6
Motor Vehicle Collision with Entrapment	0	1	0	0	0								1
Motor Vehicle vs Motorcycle	0	0	0	0	1								1
Motor Vehicle vs Pedestrian	0	0	1	0	2								3
Object Down in Roadway	0	0	0	2	0								2
Oven/Appliance Fire	0	0	0	0	0								0
Overdose/Poisoning	0	0	0	0	0								0
Possible D.O.S.	0	0	0	0	0								0
Powerlines Down Arcing/Burning	0	0	1	0	1								2
Psychiatric Emergency	1	0	0	0	0								1
Seizures	1	0	1	0	0								2
Service Call Non-emergency	2	2	3	0	3								10
Sick Call	2	1	1	0	1								5
Smoke in Residence	0	1	0	0	0								1
Stroke	0	0	1	1	0								2
Transformer Fire	0	0	1	0	1								2
Unconscious Party/Syncope	0	0	2	0	1								3
Unknown Medical Emergency	0	0	0	0	0								0
Vehicle Fire	0	0	1	0	0								1

Month	# of Incidents*	Avg Resp Time
Jan	9	5:10
Feb	14	5:18
Mar	23	5:31
Apr	11	5:16
May	18	5:10
Jun		
Jul		
Aug		
Sep		
Oct		
Nov		
Dec		
<hr/>		
	75	5:17

Does not include Cancelled, Disregard Enroute, Objects Down, and Nonemergency Service Calls





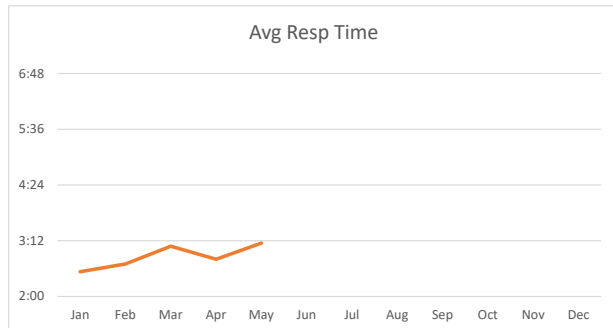
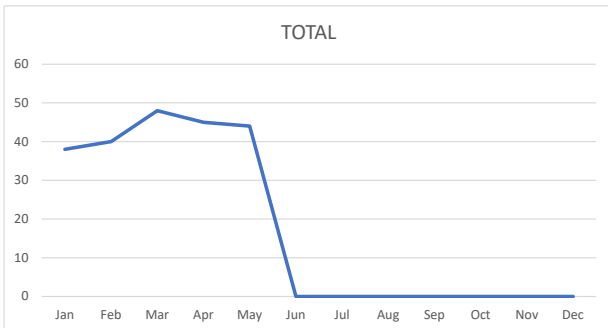
Village Fire Department
 901 Corbindale Rd
 Houston, TX, 77024
 Phone# (713) 468-7941 Fax# (713) 468-5039

2026 Summary - Hedwig

Call/Incident Type/Detail	Jan	Feb	Mar	Apr	May	Jun	Jul	Aug	Sep	Oct	Nov	Dec	Total YTD
TOTAL	38	40	48	45	44	0	0	0	0	0	0	0	215
Abdominal Pain	0	0	0	0	0								0
Allergic Reaction	0	0	2	1	1								4
Assault	1	0	1	0	0								2
Automatic Aid	0	0	1	0	0								1
Automatic Aid- Building Fire	0	0	0	0	1								1
Automatic Aid- Entrapment MVC	0	0	1	0	0								1
Back Pain	0	1	0	0	0								1
Carbon Monoxide Detector No Symptoms	0	0	1	1	0								2
Cardiac/Respiratory Arrest	0	0	1	0	0								1
Check a Noxious Odor	0	0	0	0	0								0
Check for Fire	0	0	1	0	0								1
Check for the Smell of Natural Gas	0	2	1	1	0								4
Check for the Smell of Smoke	0	0	0	0	1								1
Chest Pain	2	1	2	1	4								10
Child Locked in a Vehicle Engine not running	0	0	0	0	0								0
Choking	0	1	0	0	0								1
Diabetic Emergency	0	1	1	1	0								3
Difficulty Breathing	1	3	1	3	2								10
Dumpster Fire Not near Structure	0	0	0	0	0								0
Electrical Fire	0	0	0	1	0								1
Elevator Rescue	1	2	1	0	0								4
Fall Victim	1	2	5	4	5								17
Fire Alarm Business	3	4	4	1	1								13
Fire Alarm Church or School	0	0	1	0	1								2
Fire Alarm Residence	4	5	1	1	0								11
Gas Leak	0	0	0	0	0								0
Grass Fire	0	0	0	0	0								0
HAZMAT Emergency	0	0	0	0	0								0
Headache- Stroke symptoms not present	0	0	0	1	0								1
Heart Problems	1	3	4	4	1								13
Heat/Cold Exposure	0	0	0	0	0								0
Hemorrhage/Laceration	1	1	1	0	0								3
House Fire	1	0	1	0	0								2
Injured Party	1	3	1	0	3								8
Medical Alarm	0	0	1	1	1								3
Motor Vehicle Collision	6	3	3	8	4								24
Motor Vehicle vs Motorcycle	0	0	0	0	0								0
Motor Vehicle vs Pedestrian	0	0	0	0	0								0
Object Down in Roadway	0	0	0	0	0								0
Overdose/Poisoning	0	0	0	0	0								0
Possible D.O.S	0	0	0	0	0								0
Powerlines Down Arcing/Burning	0	0	0	0	0								0
Psychiatric Emergency	0	0	1	0	0								1
Seizures	3	1	1	0	0								5
Service Call Non-emergency	5	2	1	3	3								14
Shooting/ Stabbing	0	0	0	0	0								0
Sick Call	2	2	3	4	7								18
Smoke in Residence	0	0	0	0	0								0
Stroke	0	0	2	2	0								4
Transformer Fire	0	0	1	0	0								1
Trash Fire	0	0	0	0	0								0
Traumatic Injury	0	0	0	1	0								1
Unconscious Party/Syncope	3	2	3	4	8								20
Unknown Medical Emergency	2	1	0	1	1								5
Vehicle Fire	0	0	0	1	0								1

Month	# of Incidents*	Avg Resp Time
Jan	31	2:32
Feb	35	2:42
Mar	42	3:05
Apr	41	2:48
May	40	3:09
Jun		
Jul		
Aug		
Sep		
Oct		
Nov		
Dec		
<hr/>		
	189	2:51

Does not include Cancelled, Disregard Enroute, Objects Down, and Nonemergency Service Calls





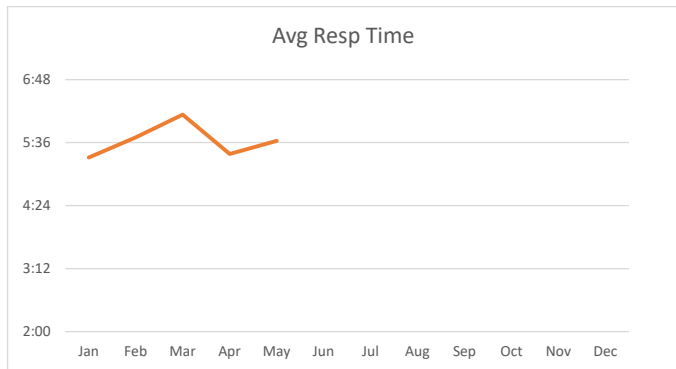
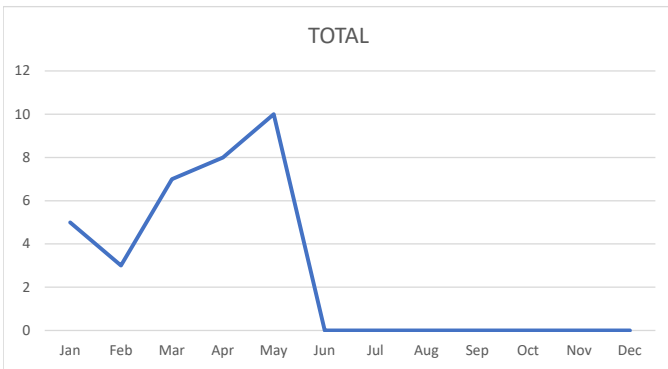
Village Fire Department
 901 Corbindale Rd
 Houston, TX, 77024
 Phone# (713) 468-7941 Fax# (713) 468-5039

2026 Summary - Hilshire

Call/Incident Type/Detail	Jan	Feb	Mar	Apr	May	Jun	Jul	Aug	Sep	Oct	Nov	Dec	Total YTD
TOTAL	5	3	7	8	10	0	0	0	0	0	0	0	33
Abdominal Pain	1	0	0	0	0								1
Carbon Monoxide Alarm with Symptoms	0	1	0	0	0								1
Carbon Monoxide Detector No Symptoms	0	0	0	0	1								1
Cardiac/Respiratory Arrest	0	0	0	0	0								0
Check for the Smell of Natural Gas	0	0	0	0	0								0
Chest Pain	0	1	0	0	0								1
Choking	0	0	0	1	0								1
Diabetic Emergency	1	0	0	0	0								1
Difficulty Breathing	0	0	0	0	0								0
Dumpster Fire Not near Structure	0	0	0	0	0								0
Fall Victim	0	0	0	1	0								1
Fire Alarm Church or School	0	0	1	2	0								3
Fire Alarm Residence	2	0	1	0	4								7
Heart Problems	0	0	0	1	0								1
Hemorrhage/Laceration	0	0	0	0	0								0
House Fire	0	0	0	0	0								0
Medical Alarm	0	0	0	0	0								0
Motor Vehicle Collision	0	1	1	0	0								2
Object Down in Roadway	0	0	0	0	1								1
Overdose/Poisoning	0	0	0	0	0								0
Psychiatric Emergency	1	0	1	1	2								5
Service Call Non-emergency	0	0	0	1	0								1
Sick Call	0	0	1	1	0								2
Stroke	0	0	0	0	1								1
Trash Fire	0	0	0	0	0								0
Traumatic Injury	0	0	0	0	0								0
Unconscious Party/Syncope	0	0	1	0	0								1
Unknown Medical Emergency	0	0	0	0	0								0
Vehicle Fire	0	0	1	0	1								2

Month	# of Incidents*	Avg Resp Time
Jan	4	5:19
Feb	3	5:42
Mar	6	6:08
Apr	5	5:23
May	7	5:38
Jun		
Jul		
Aug		
Sep		
Oct		
Nov		
Dec		
25		5:38

Does not include Cancelled, Disregard Enroute, Objects Down, and Nonemergency Service Calls





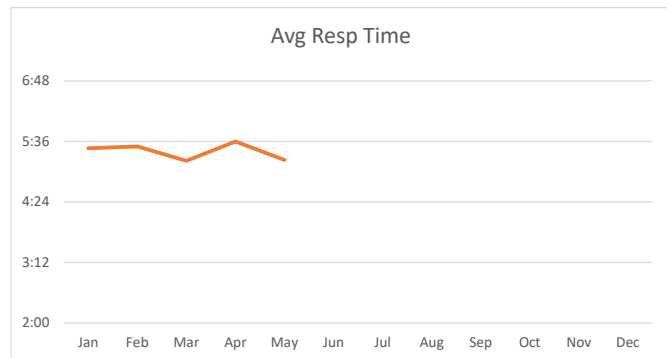
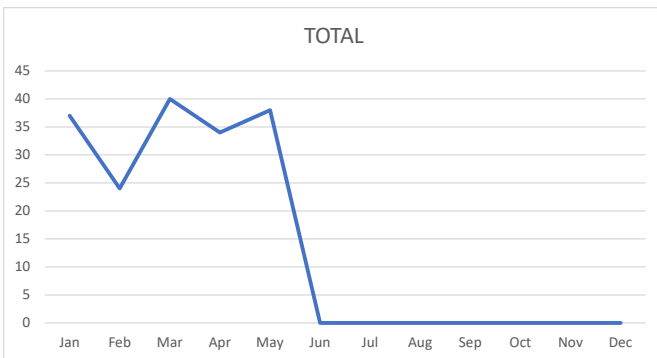
Village Fire Department
 901 Corbindale Rd
 Houston, TX, 77024
 Phone# (713) 468-7941 Fax# (713) 468-5039

2026 Summary - Hunters Creek

Call/Incident Type/Detail	Jan	Feb	Mar	Apr	May	Jun	Jul	Aug	Sep	Oct	Nov	Dec	Total YTD
TOTAL	37	24	40	34	38	0	0	0	0	0	0	0	173
Abdominal Pain	0	0	0	0	0								0
Allergic Reaction	0	0	0	0	0								0
Animal Bite	0	0	1	0	0								1
Back Pain	0	0	0	0	0								0
Carbon Monoxide Alarm with Symptoms	3	0	0	0	0								3
Carbon Monoxide Detector No Symptoms	1	1	2	0	4								8
Cardiac/Respiratory Arrest	0	1	0	0	0								1
Check a Noxious Odor	0	0	0	0	0								0
Check for Fire	2	1	0	0	1								4
Check for the Smell of Natural Gas	2	0	0	1	2								5
Check for the Smell of Smoke	1	0	0	0	0								1
Chest Pain	0	2	1	0	0								3
Child Locked in a Vehicle Engine not running	0	0	0	0	0								0
Choking	0	0	0	0	1								1
Diabetic Emergency	0	0	0	0	0								0
Difficulty Breathing	1	1	2	1	1								6
Elevator Rescue	0	0	0	0	0								0
Entrapment- Non MVC	0	0	0	0	0								0
Fall Victim	6	0	1	5	0								12
Fire Alarm Business	0	1	0	1	0								2
Fire Alarm Church or School	0	0	0	0	0								0
Fire Alarm Residence	8	6	7	12	14								47
Gas Leak	1	0	1	0	2								4
Grass Fire	0	0	0	0	1								1
Heart Problems	0	1	2	1	0								4
Hemorrhage/Laceration	0	0	0	0	0								0
House Fire	1	0	0	1	1								3
Illegal Burning	0	1	0	0	0								1
Injured Party	0	0	0	0	1								1
Medical Alarm	1	1	0	1	1								4
Motor Vehicle Collision	3	1	7	2	3								16
Motor Vehicle Collision with Entrapment	0	0	0	0	0								0
Motor Vehicle vs Motorcycle	0	0	0	0	0								0
Motor Vehicle vs Pedestrian	0	0	0	0	0								0
Object Down in Roadway	0	0	2	0	0								2
Oven/Appliance Fire	0	0	1	0	0								1
Overdose/Poisoning	0	0	1	0	0								1
Possible D.O.S	0	0	0	1	0								1
Powerlines Down Arcing/Burning	1	0	1	0	0								2
Psychiatric Emergency	0	2	0	0	0								2
Seizures	0	0	2	0	0								2
Service Call Non-emergency	4	1	4	2	0								11
Sick Call	0	3	1	3	5								12
Stroke	0	0	1	1	0								2
Transformer Fire	0	0	0	0	0								0
Traumatic Injury	0	0	0	0	0								0
Unconscious Party/Syncope	1	1	3	2	0								7
Unknown Medical Emergency	0	0	0	0	0								0
Vehicle Fire	1	0	0	0	1								2

Month	# of Incidents*	Avg Resp Time
Jan	27	5:28
Feb	19	5:30
Mar	31	5:13
Apr	27	5:36
May	31	5:14
Jun		
Jul		
Aug		
Sep		
Oct		
Nov		
Dec		
135		5:24

Does not include Cancelled, Disregard Enroute, Objects Down, and Nonemergency Service Calls





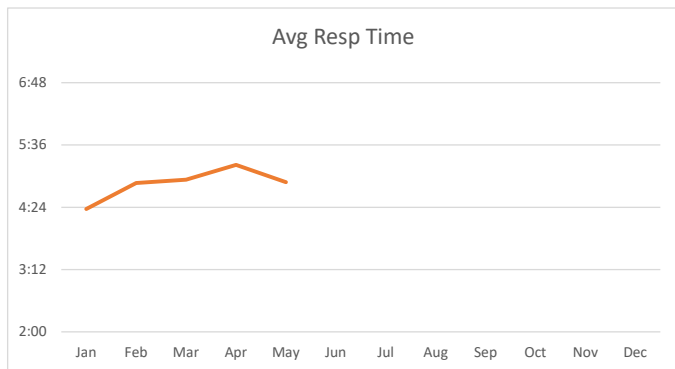
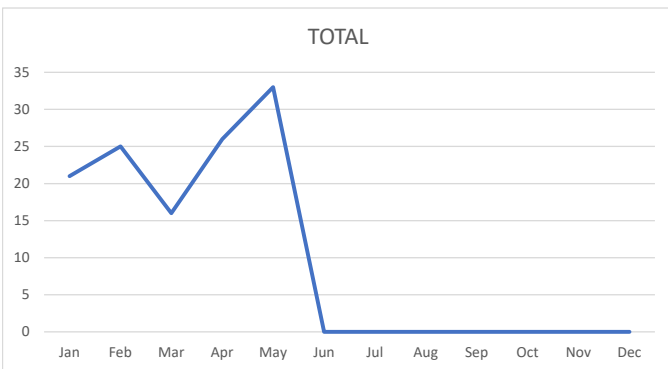
Village Fire Department
 901 Corbindale Rd
 Houston, TX, 77024
 Phone# (713) 468-7941 Fax# (713) 468-5039

2026 Summary - Piney Point

Call/Incident Type/Detail	Jan	Feb	Mar	Apr	May	Jun	Jul	Aug	Sep	Oct	Nov	Dec	Total YTD
TOTAL	21	25	16	26	33	0	0	0	0	0	0	0	121
Abdominal Pain	0	0	0	0	0								0
Allergic Reaction	0	0	0	0	0								0
Bomb Threat	0	0	0	0	1								1
Carbon Monoxide Detector with Symptoms	0	0	0	0	0								0
Carbon Monoxide Detector No Symptoms	0	1	0	1	3								5
Cardiac/Respiratory Arrest	0	0	0	0	0								0
Check a Noxious Odor	0	0	0	0	0								0
Check for Fire	0	0	0	0	0								0
Check for the Smell of Natural Gas	2	0	0	0	0								2
Check for the Smell of Smoke	0	1	0	0	0								1
Chest Pain	0	0	0	0	0								0
Child lock in Vehicle Engine not running	0	0	1	0	0								1
Choking	0	0	0	0	0								0
Elevator Rescue	0	0	0	0	0								0
Difficulty Breathing	1	2	1	1	0								5
Fall Victim	1	1	1	5	2								10
Fire Alarm Business	0	0	0	1	0								1
Fire Alarm Church or School	0	3	0	1	2								6
Fire Alarm Residence	3	7	6	5	6								27
Gas Leak	1	0	0	0	1								2
Headache- Stroke symptoms not present	0	0	0	0	0								0
Heart Problems	0	0	0	0	1								1
Hemorrhage/Laceration	0	0	0	0	0								0
House Fire	1	0	0	0	0								1
Injured Party	0	0	0	1	1								2
Medical Alarm	1	0	1	0	5								7
Motor Vehicle Collision	1	3	1	1	0								6
Motor Vehicle vs Pedestrian	0	0	0	0	0								0
Object Down in Roadway	0	0	0	1	1								2
Overdose/Poisoning	0	1	0	0	1								2
Possible D.O.S.	1	0	0	0	0								1
Powerlines Down Arcing/Burning	0	2	1	1	1								5
Psychiatric Emergency	0	0	0	0	0								0
Seizures	0	0	0	0	0								0
Service Call Non-emergency	3	3	0	5	6								17
Sick Call	3	0	3	0	0								6
Smoke in Business	0	1	0	0	0								1
Smoke in Residence	0	0	0	0	0								0
Stroke	0	0	0	2	1								3
Transformer Fire	0	0	1	0	0								1
Trash Fire	0	0	0	1	0								1
Traumatic Injury	0	0	0	0	0								0
Unconscious Party/Syncope	2	0	0	0	1								3
Unknown Medical Emergency	1	0	0	0	0								1

Month	# of Incidents*	Avg Resp Time
Jan	16	4:22
Feb	20	4:52
Mar	14	4:56
Apr	15	5:13
May	20	4:53
Jun		
Jul		
Aug		
Sep		
Oct		
Nov		
Dec		
	85	4:51

Does not include Cancelled, Disregard Enroute, Objects Down, and Nonemergency Service Calls





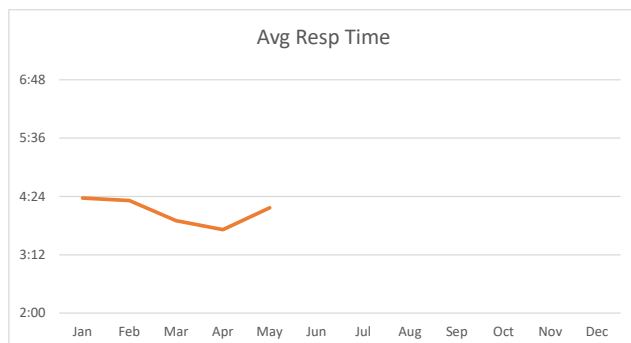
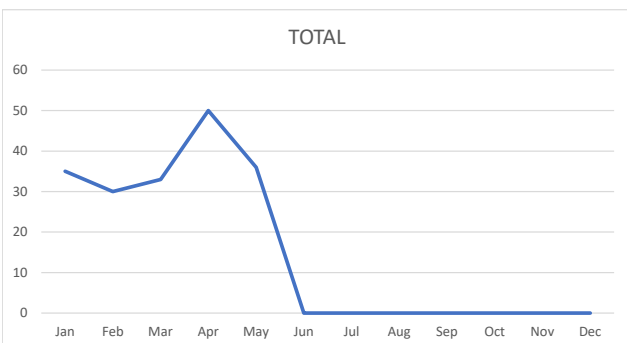
Village Fire Department
 901 Corbindale Rd
 Houston, TX, 77024
 Phone# (713) 468-7941 Fax# (713) 468-5039

2026 Summary - Spring Valley

Call/Incident Type/Detail	Jan	Feb	Mar	Apr	May	Jun	Jul	Aug	Sep	Oct	Nov	Dec	Total YTD
TOTAL	35	30	33	50	36	0	0	0	0	0	0	0	184
Abdominal Pain	0	0	0	0	0								0
Allergic Reaction	0	0	0	0	0								0
Assault	0	0	1	0	0								1
Back Pain	0	0	0	1	0								1
Business Fire	1	0	0	0	0								1
Carbon Monoxide Detector No Symptoms	4	1	2	1	1								9
Cardiac/Respiratory Arrest	0	0	0	2	0								2
Check a Noxious Odor	0	0	0	0	0								0
Check for Fire	0	0	0	1	0								1
Check for the Smell of Natural Gas	1	0	0	1	1								3
Check for the Smell of Smoke	2	0	0	0	0								2
Chest Pain	2	4	0	4	0								10
Child Locked in Vehicle Engine and AC running	0	0	1	0	0								1
Child Locked in a Vehicle Engine not running	0	0	0	0	0								0
Choking	0	0	0	0	0								0
Diabetic Emergency	0	1	0	0	0								1
Difficulty Breathing	5	2	2	1	3								13
Elevator Rescue	0	0	0	0	1								1
Entrapment- Non MVC	0	0	0	0	0								0
Explosion	0	0	0	0	0								0
Fall Victim	1	3	1	3	3								11
Fire Alarm Business	0	0	0	0	1								1
Fire Alarm Church or School	0	0	0	2	0								2
Fire Alarm Residence	2	2	2	3	0								9
Gas Leak	0	2	0	0	0								2
Grass Fire	0	0	0	0	0								0
Headache- Stroke symptoms not present	1	1	0	0	0								2
Heart Problems	1	0	3	3	2								9
Heat/Cold Exposure	0	0	0	0	0								0
Hemorrhage/Laceration	0	0	0	0	0								0
Injured Party	0	0	0	2	0								2
Medical Alarm	1	0	2	0	2								5
Motor Vehicle Collision	3	7	6	11	4								31
Motor Vehicle Collision with Entrapment	0	0	1	0	1								2
Motor Vehicle vs Motorcycle	0	0	0	0	1								1
Motor Vehicle vs Pedestrian	0	0	0	0	0								0
Object Down in Roadway	0	0	0	1	0								1
Overdose/Poisoning	0	0	0	1	0								1
Possible D.O.S.	0	0	0	0	0								0
Powerlines Down Arcing/Burning	0	1	0	0	0								1
Pregnancy/ Childbirth	0	0	0	0	0								0
Psychiatric Emergency	1	1	0	0	0								2
Seizures	0	0	1	1	0								2
Service Call Non-emergency	4	1	3	6	1								15
Shooting/Stabbing	0	0	0	0	0								0
Sick Call	1	1	4	0	5								11
Smoke in Business	0	0	0	0	0								0
Stroke	1	1	0	1	1								4
Transformer Fire	0	0	1	0	0								1
Trash Fire	1	0	0	0	0								1
Unconscious Party/Syncope	2	1	3	2	5								13
Unknown Medical Emergency	0	0	0	3	3								6
Vehicle Fire	1	1	0	0	1								3

Month	# of Incidents*	Avg Resp Time
Jan	30	4:22
Feb	28	4:19
Mar	26	3:54
Apr	40	3:43
May	34	4:10
Jun		
Jul		
Aug		
Sep		
Oct		
Nov		
Dec		
<hr/>		
	158	4:05

Does not include Cancelled, Disregard Enroute, Objects Down, and Nonemergency Service Calls





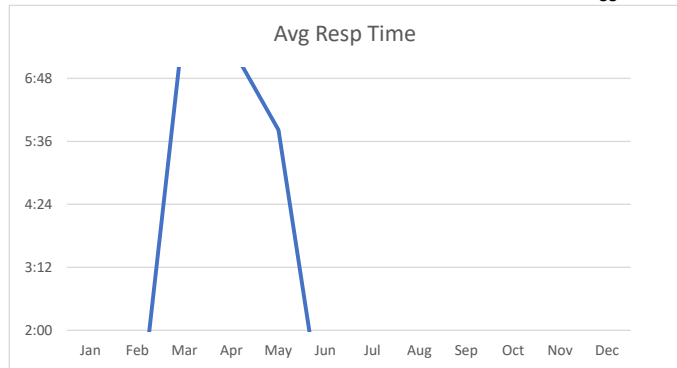
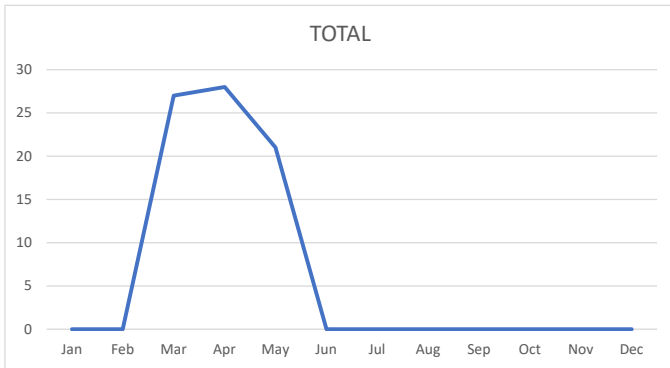
Village Fire Department
 901 Corbindale Rd
 Houston, TX, 77024
 Phone# (713) 468-7941 Fax# (713) 468-5039

2026 Summary - Houston Fire Department Automatic Aid

Call/Incident Type/Detail	Jan	Feb	Mar	Apr	May	Jun	Jul	Aug	Sep	Oct	Nov	Dec	Total YTD
TOTAL	0	0	27	28	21	0	0	0	0	0	0	0	76
Automatic Aid	0	0	0	0	0								0
Automatic Aid- Apartment Fire	0	0	4	9	6								19
Automatic Aid- Building Fire	0	0	3	5	3								11
Automatic Aid- Elevator Rescue	0	0	7	1	2								10
Automatic Aid- Entrapment MVC	0	0	2	0	2								4
Automatic Aid- Gas Leak	0	0	5	6	5								16
Automatic Aid- High Rise Fire	0	0	1	1	0								2
Automatic Aid- House Fire	0	0	5	4	3								12
Carbon Monoxide Detector No Symptoms	0	0	0	1	0								1
Medical Alarm	0	0	0	1	0								1

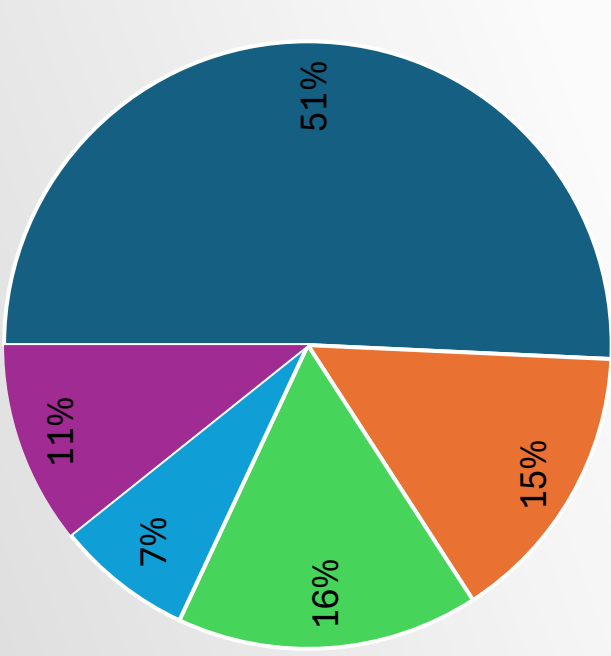
Month	# of Incidents*	Avg Resp Time
Jan	0	
Feb	0	
Mar	16	7:57
Apr	13	7:24
May	6	5:49
Jun		
Jul		
Aug		
Sep		
Oct		
Nov		
Dec		

35 7:03

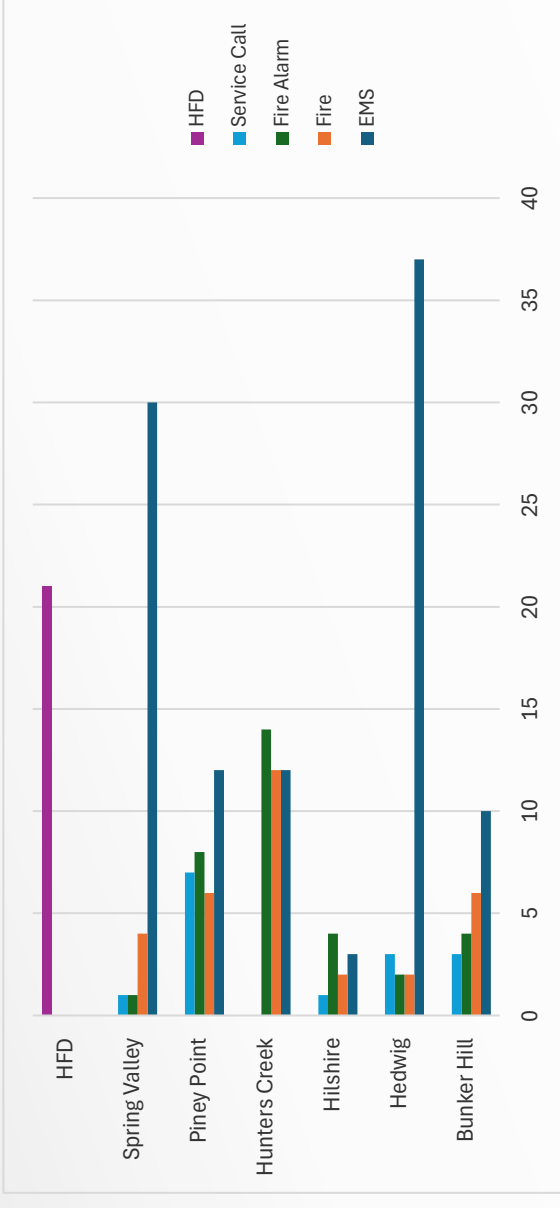


Incident Response

May 2026 ACTIVITY REPORT



Category	Total
EMS	104
Fire	31
Fire Alarm	33
Service Call	15
HFD	22
Monthly Total	205



33

Overlapping Calls (May '26)

4:24

Average Emergency Response Time (May '26)

903

YTD Total Incidents

MAYOR
Jim Pappas

CITY OF HUNTERS CREEK VILLAGE

CITY COUNCIL
Stuart Marks
Fidel Sapien
Linda Knox
Chip Cowell
Jay Carlton



CITY ADMINISTRATOR
Tom Fullen, MPA, CPM

Building Official Monthly Report

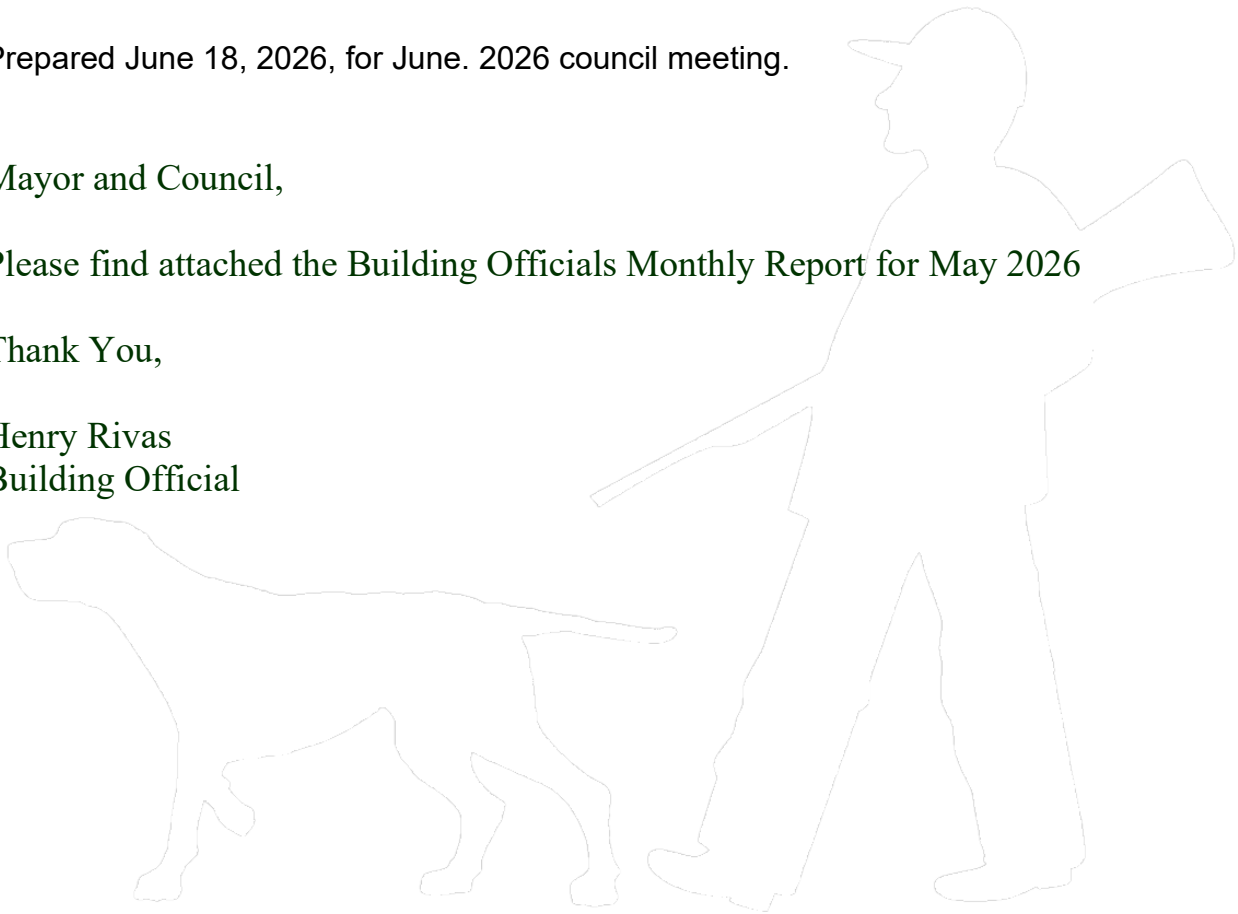
Prepared June 18, 2026, for June. 2026 council meeting.

Mayor and Council,

Please find attached the Building Officials Monthly Report for May 2026

Thank You,

Henry Rivas
Building Official



Memorial Villages Permit Report

January 2026 - May 2026

	Bunker Hill	Hedwig Village	Hilshire Village	Hunters Creek Village	Piney Point Village	Spring Valley Village
JAN	30	22	13	92	41	68
FEB	44	25	11	96	58	58
MAR	50	30	25	94	71	62
APR	48	22	15	86	52	92
MAY	32	31	9	73	62	61
YTD TOTAL	204	130	73	441	284	341

**City of Hunters Creek Village
Permit Activity Report (Issued) - 2024**

Month	Building			Electrical		Mech & Plumbing		Total		Valuation
	# Issued	\$ Fees	# New Res	# Issued	\$ Fees	# Issued	\$ Fees	# Issued	\$ Fees	\$
January	17	\$5,092	0	14	\$2,705	25	\$5,130	56	\$12,928	\$1,374,287
February	32	\$35,182	1	14	\$2,230	26	\$4,970	72	\$42,382	\$5,438,854
March	30	\$18,029	1	12	\$2,105	34	\$7,525	76	\$27,658	\$4,296,108
April	33	\$9,970	0	9	\$1,310	28	\$5,130	70	\$16,415	\$1,091,456
May	22	\$22,687	0	13	\$1,735	23	\$3,530	58	\$27,052	\$1,707,719
June	29	\$17,966	2	21	\$4,140	35	\$5,935	85	\$28,041	\$4,754,586
July	38	\$29,205	2	34	\$7,430	48	\$8	120	\$44,625	\$4,447,505
August	29	\$8,652	0	46	\$9,410	55	\$9,950	130	\$28,012	\$2,681,491
September	32	\$34,831	2	49	\$9,425	50	\$9,130	131	\$53,385	\$7,953,627
October	36	\$20,906	1	56	\$10,655	66	\$11,780	158	\$43,341	\$4,998,063
November	25	\$121,714	4	25	\$8,000	35	\$11,195	85	\$70,977	\$12,097,910
December	23	\$104,947	4	10	\$9,910	19	\$16,305	52	\$62,709	\$6,782,835
Total	346	\$429,180	17	303	\$69,055	444	\$90,588	1,093	\$457,524	\$57,624,441

**City of Hunters Creek Village
Permit Activity Report (Issued) - 2025**

Month	Building			Electrical		Mech & Plumbing		Total		Valuation
	# Issued	\$ Fees	# New Res	# Issued	\$ Fees	# Issued	\$ Fees	# Issued	\$ Fees	\$
January	20	\$16,148	1	23	\$3,745	36	\$7,140	79	\$27,034	\$2,630,548
February	26	\$21,260	1	22	\$3,185	38	\$7,540	86	\$31,985	\$1,759,652
March	26	\$21,496	2	21	\$4,135	21	\$6,000	68	\$31,632	\$1,282,330
April	30	\$64,758	5	23	\$5,856	43	\$8,705	96	\$79,320	\$10,514,761
May	31	\$19,303	1	22	\$4,215	44	\$8,190	97	\$31,709	\$2,652,355
June	25	\$29,932	2	25	\$3,470	34	\$6,490	84	\$39,892	\$351,125
July	31	\$21,716	1	16	\$2,525	67	\$8,475	114	\$32,716	\$519,927
August	29	\$14,937	1	14	\$2,045	41	\$5,475	84	\$22,457	\$6,470,967
September	28	\$51,760	4	23	\$3,980	57	\$7,665	108	\$63,405	\$10,063,326
October	42	\$19,399	0	28	\$4,140	77	\$10,575	94	\$34,114	\$1,788,848
November	30	\$28,187	1	13	\$1,400	51	\$5,660	94	\$35,248	\$852,720
December	39	\$45,719	3	21	\$3,120	66	\$7,205	126	\$56,044	\$7,537,459
Total	357	\$354,615	22	251	\$41,816	575	\$89,120	1,130	\$485,557	\$46,424,018

**City of Hunters Creek Village
Permit Activity Report (Issued) - 2026**

Month	Building			Electrical		Mech & Plumbing		Total		Valuation
	# Issued	\$ Fees	# New Res	# Issued	\$ Fees	# Issued	\$ Fees	# Issued	\$ Fees	\$
January	36	\$35,299	1	24	\$3,670	55	\$8,680	115	\$47,899	\$7,465,164
February	34	\$31,856	0	26	\$4,010	60	\$11,875	120	\$47,741	\$2,520,741
March	31	\$21,625	1	25	\$3,285	64	\$7,350	120	\$32,260	\$3,332,090
April	59	\$45,836	2	15	\$2,440	49	\$7,380	123	\$55,656	\$6,910,403
May	53	\$37,059	2	21	\$2,775	38	\$5,060	112	\$44,894	\$4,494,709
June										
July										
August										
September										
October										
November										
December										
Total										

**City of Hunters Creek Village
Inspection Activity Report - 2025**

Month	Inspections Performed	Inspections Passed	% Passed	Inspections Failed	% Failed
January	219	193	88.1%	26	11.9%
February	266	226	85.0%	40	15.0%
March	197	164	83.2%	33	16.8%
April	231	212	91.8%	19	8.2%
May	223	213	95.5%	10	4.5%
June	98	89	90.8%	9	9.2%
July	192	175	91.1%	17	8.9%
August	146	135	92.5%	11	7.5%
September	168	153	91.1%	15	8.9%
October	209	190	90.9%	19	9.1%
November	184	169	91.8%	15	8.2%
December	153	141	92.2%	12	7.8%
Total	2286	2060	90.1%	226	9.9%

**City of Hunters Creek Village
Inspection Activity Report - 2026**

Month	Inspections Performed	Inspections Passed	% Passed	Inspections Failed	% Failed
January	115	107	93.0%	8	7.0%
February	179	164	91.6%	15	8.4%
March	252	214	84.9%	38	15.1%
April	181	170	93.9%	11	6.1%
May	206	180	87.4%	26	12.6%
June			#DIV/0!		#DIV/0!
July			#DIV/0!		#DIV/0!
August			#DIV/0!		#DIV/0!
September			#DIV/0!		#DIV/0!
October			#DIV/0!		#DIV/0!
November			#DIV/0!		#DIV/0!
December			#DIV/0!		#DIV/0!
Total	933	835	89.5%	98	10.5%

Building

	January	February	March	April	May	June	July	August	September	October	November	December	TOTAL
New House	2	0	1	2	2								38
Remodel / Additions	5	8	3	4	3								34
Accessory Structure	0	0	1	0	0								29
Driveways	3	4	3	6	2								33
Swimming Pools	1	2	2	5	0								20
Fences	7	5	10	2	6								0
Foundation repairs	1	0	1	1	0								0
Demolitions	4	0	2	4	1								0
Re-Roofs	3	3	2	3	0								0
Trees	5	5	4	2	4								0
Permit Extensions	1	2	0	0	1								0
Miscellaneous	5	5	0	1	0								0
Commercial signs	1	0	0	0	0								0
Working no Permit	0	0	0	3	1								0

Electrical

	January	February	March	April	May	June	July	August	September	October	November	December	TOTAL
Elect. New House	3	3	3	0	0								23
Remodels Additions	3	6	6	3	4								25
Generators	5	4	4	6	3								19
Swimming Pools	3	1	3	2	6								14
Meter Loop&Service	0	3	0	0	1								16
Temp. Poles	3	5	2	1	0								0
Temp. Cut In	4	5	2	1	1								0
Solar Panels	0	0	0	0	0								0
Electric Vehicle	0	0	0	0	0								0
Miscellaneous	2	1	1	1	1								0
Working no Permit	0	0	0	0	0								0

Plumbing/Mechanical

	New House	Remodels	Gas Line/Test	Swimming Pools	Fire Sprinkler	Irrigation	Sewer Disconnects	Min. Plumbing	Area Drainage	Mech.New House	A/C Change out	Minimum Mech.	Miscellaneous	Working no Permit	TOTAL
January	4	2	7	2	1	2	1	5	4	3	1	0	2		34
February	4	8	3	1	3	2	2	6	2	6	1	1	5		46
March	1	4	10	2	4	4	1	1	1	7	5	14	0		59
April	3	1	9	6	0	2	2	5	2	4	2	0	1		42
May	3	1	3	1	4	3	1	4	3	1	1	0	0		26
June															0
July															0
August															0
September															0
October															0
November															0
December															0

CITY OF HUNTERS CREEK VILLAGE ENGINEER'S REPORT

Prepared May 19, 2026 for the May 26, 2026 council meeting

A. Shasta/Pineland/Lindenwood Reconstruction

1. Contractor completed the punch list items and is finishing up restoration of the area. The rain has delayed the contractor from finishing the ditch at 609 Lindenwood. As discussed previously, Change Order #6 which reduces the contract value by appx \$154,294.04 will be finalized along with the final pay estimate after completion of this ditch work.

B. CIP Projects

1. 2026 Street Projects

- Caruthers Lane, Teakwood Lane, and Fleetway Drive were selected for CIP Projects in 2026.
- Project is advertising tomorrow (06/24/2026)
 - Project will widen road along current centerline of the roadway to 24' (current width 20')
 - Teakwood and Caruthers will be asphalt with ribbon curb. Fleetway will be replaced back with concrete.
- Project Team marked up the new approximate edge of roadway with paint on each street.
- Working with attorney regarding the two parcels at the end of Caruthers Lane which were never conveyed to the City. Proposed ROW documents to be completed week of 06/15/2026.
- Plan to award at July 2026 meeting.

C. FEMA FLOODPLAIN MAPS (MAAPNEXT)

1. FEMA has provided the models, and we are starting the review. They have indicated that the role out timeline for the maps has been pushed back. No specific timeframe has been given but we will keep in contact.

D. Memorial Drive Asphalt Mill and Overlay (Harris County)

1. Contractor has completed asphalt repairs along the stretch of road within Hunters Creek.

**CITY OF HUNTERS CREEK VILLAGE, TEXAS
MINUTES OF THE REGULAR
CITY COUNCIL MEETING
May 26, 2026**

The City Council of the City of Hunters Creek Village, Texas, held a regular meeting on Tuesday, May 26, 2026, at 6:00 p.m., at #1 Hunters Creek Place, Hunters Creek Village, Texas. Members of the public were invited to attend the meeting in person.

Present:	Mayor:	Jim Pappas
	Councilmembers:	Stuart Marks Fidel Sapien Linda Knox Chip Cowell Jay Carlton
	City Administrator:	Tom Fullen
	City Attorney:	Tim Kirwin
	City Engineer:	Nick Mumme
	Building Official:	Henry Rivas
	Assistant City Secretary:	Jessica Pierce

- A. Call to order, and the roll of elected and appointed officers will be taken.

With a quorum of the Council Members present, Mayor Pappas called the meeting to order at 6:01 p.m.

- B. **Robert Belt led the Pledge of Allegiance, followed by a prayer by Mayor Pappas.**

- C. Administration of the oath of office to the newly elected councilmembers. **The Assistant City Secretary administered the oaths to Councilmember Marks, Knox, and Sapien.**

- D. PUBLIC COMMENTS *At this time, any person with city-related business may speak to the Council. In compliance with the Texas Open Meetings Act, if a member of the public comments or inquires about a subject that is not specifically identified on the agenda, a member of council or a staff member may only respond by giving a statement of specific factual information or by reciting existing policy. The City Council may not deliberate or vote on the matter.*

No comments.

- E. REPORTS

1. City Treasurer Monthly Report - **Tom Fullen, City Administrator, presented this report.**
2. Police Commissioner Monthly Report – **Ray Schultz, Police Chief, presented this report.**

F. AGENDA ITEM

1. Discussion and possible action to approve the Memorial Village Police Department FY2027 Proposed Budget.

Councilmember Marks made a motion to approve the Memorial Village Police Department FY2027 Proposed Budget. Councilmember Knox seconded the motion, and the motion was carried unanimously.

G. REPORTS

3. Fire Commissioner Monthly Report - **Brian Croft, Fire Chief, presented this report.**

H. AGENDA ITEM

2. Discussion and possible action to approve the Village Fire Department FY2027 Proposed Budget with the City's assessment in the amount of \$2,455,440.00.

Item was taken out of order.

Councilmember Sapien made a motion to approve the Village Fire Department FY2027 Proposed Budget with the City's assessment in the amount of \$2,455,440.00. Councilmember Knox seconded the motion, and the motion was carried unanimously.

3. Discussion and possible action to approve Amendment 26-002 to the Village Fire Department FY2026 Budget in the amount of \$164,167.00, which will not result in additional assessments to the City.

Item was taken out of order.

Councilmember Marks made a motion to approve Amendment 26-002 to the Village Fire Department FY2026 Budget in the amount of \$164,167.00, which will not result in additional assessments to the City. Councilmember Carlton seconded the motion, and the motion was carried unanimously.

I. REPORTS

4. Building Official Monthly Report - **Henry Rivas, City Building Official, presented this report.**

5. City Engineer Monthly Report - **Nick Mumme, City Engineer, presented this report.**
6. City Administrator Report – **Tom Fullen, City Administrator, reported on the Village Independence Festival Parade.**
7. Mayor and Council Reports and Comments – **No Report.**

J. CONSENT AGENDA *The following items are considered routine by the City Council and will be enacted by one motion. There will not be a separate discussion on these items unless a Councilmember requests, in which event, the item will be removed from the general order of business and considered in its normal sequence on the agenda.*

1. Approval of the Minutes of the Regular Meeting on April 28, 2026.
2. Approval of the Cash Disbursement Journal for April 2026.
3. Approval of the 1st Quarterly Investment Report for 2026.

Councilmember Knox made a motion to approve the consent agenda. Councilmember Cowell seconded the motion, and the motion was carried unanimously.

K. REGULAR AGENDA

4. Discussion and possible action to consider a request from the Houston Racquet Club to amend the Specific Use Permit granted by the City to demolish certain existing facilities and construct a new maintenance building.

No action as the applicant has not provided the City with required information.

5. Discussion and possible action to appoint an alternate position on the Planning & Zoning Commission.

Councilmember Carlton made a motion to appoint Alan Johnson as Alternate Position #2 on the Planning & Zoning Commission. Councilmember Sapien seconded the motion, and the motion was carried unanimously.

6. Discussion and possible action to receive and accept the annual audit report for the City for the fiscal year ending December 31, 2025.

Item was taken out of order.

Councilmember Carlton made a motion to receive and accept the annual audit report for the City for the fiscal year ending December

31, 2025. Councilmember Knox seconded the motion, and the motion was carried unanimously.

7. Discussion and possible action to approve an extension for New Residence Permit 202200649 at 215 Bryn Mawr Circle.

Item was taken out of order.

Councilmember Marks made a motion to approve a 4-month extension for New Residence Permit 202200649 at 215 Bryn Mawr Circle. Councilmember Knox seconded the motion, and the motion was carried unanimously.

8. Discussion and possible action to approve an extension for New Residence Permit 202300422 at 502 Thamer Lane.

No action as the project will be completed under its permit.

9. Discussion and possible action to approve an extension for New Residence Permit 202400345 at 1121 River Bend Drive.

No action as the project will be completed under its permit.

10. Discussion and possible action to approve an extension for New Residence Permit 202400371 at 519 Hunterwood Drive.

No action as the project will be completed under its permit.

11. Discussion and possible action to schedule a Budget Workshop date for the City's FY2027 Budget.

Councilmember Sapien made a motion to schedule a Budget Workshop date for the City's FY2027 Budget on June 23, 2026, at 4:00 p.m. Councilmember Cowell seconded the motion, and the motion was carried unanimously.

- L. EXECUTIVE SESSION It is anticipated that all, or a portion of the discussion of the following items, if any, will be conducted in closed executive session under the authority of the Texas Open Meetings Act. However, no action will be taken on these items until the City Council reconvenes in open session.

- M. RECONVENE into Open Session and consider action, if any, on items discussed in Executive Session.

- N. ADJOURNMENT

At 7:35 p.m., Councilmember Cowell made a motion to adjourn. Councilmember Knox seconded the motion, and the motion was carried


unanimously. The meeting was adjourned at 7:35 p.m.

These minutes were approved on the ____ day of June 2026.

Jim Pappas, Mayor

ATTEST:

Tom Fullen, City Administrator
Acting City Secretary





Vendor Number	Vendor Name	Payment Date	Payment Type	Discount Amount	Payment Amount	Number
Bank Code: AP DISB ALLEGIANCE-AP POOLED ALLEGIANCE DISBURSEMENT						
0458	A T & T Phone	05/01/2026	Regular	0.00	880.94	35433
0669	C & D JANITOR SERVICE INC	05/01/2026	Regular	0.00	895.15	35434
0171	CARY M MORAN	05/01/2026	Regular	0.00	1,200.00	35435
0010	CENTERPOINT ENERGY	05/01/2026	Regular	0.00	100.44	35436
000796	ENGIE RESOURCES	05/01/2026	Regular	0.00	7,724.31	35437
000760	GULF COAST COALITION OF CITIES	05/01/2026	Regular	0.00	440.19	35438
000973	Heather Nelson	05/01/2026	Regular	0.00	900.00	35439
0548	ISI CONTRACTING INC	05/01/2026	Regular	0.00	9,000.00	35440
0641	MARK E EASLEY	05/01/2026	Regular	0.00	450.00	35441
000919	MEMORIAL VILLAGES POLICE DEPT. - FUEL	05/01/2026	Regular	0.00	846.71	35442
0053	MEMORIAL VILLAGES WATER AUTHORITY	05/01/2026	Regular	0.00	1,637.35	35443
0065	ODP BUSSINESS SOLUTIONS	05/01/2026	Regular	0.00	103.67	35444
0420	PREMIER TREE SERVICE	05/01/2026	Regular	0.00	1,800.00	35445
000815	SAFEbuilt LLC	05/01/2026	Regular	0.00	6,400.00	35446
0635	TYLER TECHNOLOGIES INC	05/01/2026	Regular	0.00	394.33	35447
000774	ADAM VOYLES	05/15/2026	Regular	0.00	450.00	35448
000982	Alberto's Roofing	05/15/2026	Regular	0.00	43,722.58	35449
0669	C & D JANITOR SERVICE INC	05/15/2026	Regular	0.00	-895.15	35450
0669	C & D JANITOR SERVICE INC	05/15/2026	Regular	0.00	895.15	35450
000876	CINTAS CORPORATION	05/15/2026	Regular	0.00	382.50	35451
000871	CIVIC PLUS (MUNICODE)	05/15/2026	Regular	0.00	1,047.38	35452
0012	COBB FENDLEY	05/15/2026	Regular	0.00	58,621.48	35453
000896	FLOYDS AUTO REPAIR	05/15/2026	Regular	0.00	360.00	35454
0537	GFL of Texas, LP	05/15/2026	Regular	0.00	44,625.49	35455
0035	HOUSTON CHRONICLE	05/15/2026	Regular	0.00	577.96	35456
0092	TEXAS SOCIAL SECURITY PROGRAM	05/15/2026	Regular	0.00	35.00	35457
0362	VERIZON WIRELESS	05/15/2026	Regular	0.00	57.99	35458

Bank Code AP DISB ALLEGIANCE Summary

Payment Type	Payable Count	Payment Count	Discount	Payment
Regular Checks	26	26	0.00	183,548.62
Manual Checks	0	0	0.00	0.00
Voided Checks	0	1	0.00	-895.15
Bank Drafts	0	0	0.00	0.00
EFT's	0	0	0.00	0.00
	26	27	0.00	182,653.47

Check Report

Date Range: 05/01/2026 - 05/31/2026

Vendor Number	Vendor Name	Payment Date	Payment Type	Discount Amount	Payment Amount	Number
Bank Code: AP PF ALLEGIANCE-AP POOLED ALLEGIANCE PUBLIC FUNDS						
0052	MEMORIAL VILLAGES POLICE DEPT - MAIN	05/01/2026	EFT	0.00	237,124.80	1085
0105	VILLAGE FIRE DEPARTMENT	05/01/2026	EFT	0.00	196,315.50	1086
000908	PREACTIVE IT SOLUTIONS	05/01/2026	Bank Draft	0.00	1,700.00	DFT0000667
0107	VILLAGES MUTUAL INSURANCE COOPERATIVE	05/01/2026	Bank Draft	0.00	9,927.85	DFT0000668
0674	JIM PAPPAS	05/01/2026	Bank Draft	0.00	1,842.94	DFT0000669
0647	AFLAC WORLDWIDE HEADQUARTERS	05/01/2026	Bank Draft	0.00	73.26	DFT0000670
000789	VAN SANT LANDSCAPE MANAGEMENT	05/15/2026	Bank Draft	0.00	23,268.60	DFT0000672
000716	KIRWIN LAW FIRM PLLC	05/15/2026	Bank Draft	0.00	4,900.00	DFT0000673

Bank Code AP PF ALLEGIANCE Summary

Payment Type	Payable Count	Payment Count	Discount	Payment
Regular Checks	0	0	0.00	0.00
Manual Checks	0	0	0.00	0.00
Voided Checks	0	0	0.00	0.00
Bank Drafts	6	6	0.00	41,712.65
EFT's	2	2	0.00	433,440.30
	8	8	0.00	475,152.95

All Bank Codes Check Summary

Payment Type	Payable Count	Payment Count	Discount	Payment
Regular Checks	26	26	0.00	183,548.62
Manual Checks	0	0	0.00	0.00
Voided Checks	0	1	0.00	-895.15
Bank Drafts	6	6	0.00	41,712.65
EFT's	2	2	0.00	433,440.30
	34	35	0.00	657,806.42

Fund Summary

Fund	Name	Period	Amount
999	POOL	5/2026	657,806.42
			657,806.42



**CITY OF HUNTERS CREEK VILLAGE
AGENDA DISCUSSION FORM**

AGENDA DATE: June 23, 2026
AGENDA SUBJECT: Discussion and possible action regarding an Ordinance regulating certificates of occupancy, temporary certificates of occupancy, and requiring fiscal security.

EXHIBITS: Example Ordinance

ORDINANCE NO. 2026.02 - Exhibit "A"

Sec. 74-176. Certificates of occupancy or completion, temporary certificates of occupancy, and related fiscal security.

Before occupancy, use, or change of use, a certificate of occupancy shall be required upon substantial completion for any of the following:

- 1) Occupancy and use of a building erected or structurally altered.
- 2) Change in use of an existing building to a use of a different classification.
- 3) Occupancy and use of vacant land.
- 4) Change in the use of land to a use of a different classification.
- 5) Any change in the use of a conforming use.
- 6) A person may file an application with the building official for the installation of gas meters before the issuance of a certificate of occupancy, provided that:
 - a. The proposed use or temporary occupancy, if applicable, is not hazardous to life, health, or public safety; and
 - b. The applicant posts fiscal security with the building official equal to the estimated cost to perform the installation of the gas meter, but in no event shall exceed \$2,000.00. A qualified professional must provide the city building official with an estimate of the cost, and the building official's approval of the estimate is required. The applicant must post the fiscal security as a cash deposit.
- 7) A temporary certificate of occupancy may be obtained if the structure has been completed and the issuance of the final certificate of occupancy is solely dependent upon the successful completion of all exterior improvements, exterior inspections, and the building final, provided that:
 - a. A preliminary final walk-through has been completed and successful passage of such walk-through has been confirmed by two (2) of the following city officials: the building official, the city administrator, or the mayor; and
 - b. Occupancy of the building is not hazardous to life, health, or public safety; and
 - c. The structure has successfully passed all interior inspections, including completion of the interior final; and
 - d. The applicant posts fiscal security with the building official in the amount of \$30,000.00, which shall be posted as a cash deposit; and
 - e. In addition to the fiscal security required herein, the applicant shall pay a non-refundable temporary certificate of occupancy processing fee in the amount of \$5,000.00; and
 - f. The property owner and builder affirm, in writing, that the property will be able to receive a certificate of occupancy within 45 days of the issuance of the temporary certificate of occupancy. The property owner and builder further agree that for each day beyond the forty-five (45) day period, the property owner shall pay \$2,000.00 per day from the fiscal security as liquidated damages for failure to comply with the requirements of this section; provided, however, the property owner and builder may appeal the amount of liquidated damages assessed. The assessment or collection of liquidated damages under this section shall not constitute the City's

exclusive remedy and shall not preclude the City from pursuing any other remedy available at law or in equity, including but not limited to enforcement proceedings, municipal court action, injunctive relief, or the filing of any lien authorized by law; and

- g.** The applicant may request a maximum of two (2) 30-day extensions if the applicant can establish that extraordinary circumstances exist that will reasonably prevent the property from being ready to receive a certificate of occupancy within the initial 45-day temporary certificate of occupancy period or within any subsequently approved 30-day extension period, if applicable. For purposes of this section, extraordinary circumstances shall be limited to acts of God or other unforeseeable events that prevent the owner or builder from completing necessary work to receive a certificate of occupancy. Financial hardship does not qualify as an extraordinary circumstance. Requests for an extension must be in writing and on a form approved by the city. The city administrator shall consider any such request and approve or deny the request. The city administrator's determination may be appealed to the city council, whose decision shall be final.
 - h.** A property owner and builder have the burden to establish that extraordinary events have occurred that prevented timely compliance with the 45-day temporary certificate of occupancy period or any approved extension thereof. City council has absolute discretion as it relates to any relief granted under this subsection. A determination made by the city council on any such appeal shall be final.
 - i.** *Reserved.*
 - j.** Notwithstanding any contrary provisions, the 45-day temporary certificate of occupancy period and any approved extensions will be suspended during periods when the applicant is awaiting an inspection, review, approval, or other action by the City, provided that the applicant has timely requested such actions and is not in default of any Code requirements. The suspension will commence upon submission of a complete, compliant request and will end upon the City's return of inspection or review results.
- 8)** The city shall return any remaining fiscal security to the applicant upon determination by the building official that the applicant has obtained a certificate of occupancy; provided, however, if the building official determines that the applicant has breached the obligations secured by the fiscal security, such fiscal security shall be paid to the city as liquidated damages.

History

(Ord. No. 647, § 7.6, 6-25-84; Ord. No. 945, 7-24-06; Ord. No. 2017.09.25B, § 1, 9-25-17; Ord. No. 2021.03.08, § 1, 3-8-21; Ord. No. 2026., § 1, --26

ORDINANCE NO. 2026.02

AN ORDINANCE REVISING THE TEMPORARY CERTIFICATE OF OCCUPANCY PROVISIONS OF DIVISION 6 OF ARTICLE II OF CHAPTER 74 OF THE CODE OF ORDINANCES OF THE CITY OF PINEY POINT VILLAGE, TEXAS; PROVIDING FINDINGS; PROVIDING FOR SEVERABILITY; AND PROVIDING AN EFFECTIVE DATE.

WHEREAS, the City of Piney Point Village, Texas (the “City”), is authorized under state law to regulate building construction and occupancy to protect the public health, safety, and welfare; and

WHEREAS, Division 6 of Article II of Chapter 74 of the City’s Code of Ordinances governs Certificates of Occupancy and Temporary Certificates of Occupancy; and

WHEREAS, the City Council has determined that the existing Temporary Certificate of Occupancy provisions should be revised to strengthen compliance, improve administrative clarity, and ensure timely completion of construction following occupancy; and

WHEREAS, City staff evaluated the administration and enforcement of the current Temporary Certificate of Occupancy framework and identified the need for clearer standards, stronger financial security, and improved accountability; and

WHEREAS, the proposed ordinance revisions were referred to the Planning & Zoning Commission for review and recommendation in accordance with applicable law; and

WHEREAS, the Planning & Zoning Commission reviewed the proposed revisions and recommended amendments designed to promote compliance while avoiding unintended impacts on unrelated property owners; and

WHEREAS, the City Council conducted a duly noticed public hearing and provided an opportunity for public comment regarding the proposed ordinance revisions; and

WHEREAS, the City Council further finds that the amendments adopted herein provide clear standards for applicants and staff, support consistent enforcement, and reduce ambiguity in the administration of Temporary Certificates of Occupancy; and

WHEREAS, the City Council determines that the provisions of this ordinance are necessary to promote orderly development, protect neighborhood conditions, and preserve the integrity of the City’s building and zoning regulations;

NOW, THEREFORE, BE IT ORDAINED BY THE CITY COUNCIL OF THE CITY OF PINEY POINT VILLAGE, TEXAS:

Section 1. Amendment. Division 6 of Article II of Chapter 74 of the Code of Ordinances of the City of Piney Point Village, Texas, is hereby amended as set forth in Exhibit “A,” attached hereto and incorporated herein for all purposes.

Section 2. Findings. The City Council hereby adopts and affirms the findings and recitals set forth above and finds that the amendments adopted by this ordinance are reasonable, necessary, and in furtherance of the public health, safety, and welfare.

Section 3. Severability. If any provision of this ordinance or its application to any person or

circumstance is held invalid, such invalidity shall not affect the other provisions or applications of this ordinance that can be given effect without the invalid provision or application, and to this end the provisions of this ordinance are declared to be severable.

Section 4. Repealer. All ordinances or parts of ordinances in conflict with this ordinance are hereby repealed to the extent of such conflict only.

Section 5. Codification. The City Secretary is authorized to codify this ordinance and make non-substantive formatting, numbering, and cross-reference changes necessary to reflect the intent of this ordinance.

Section 6. Effective Date. This ordinance shall take effect immediately upon adoption and publication, as required by law.

PASSED AND APPROVED by the City Council of the City of Piney Point Village, Texas, on this the 23 day of February 2026.

APPROVED:

Aliza Dutt
Mayor, City of Piney Point Village

ATTEST:

City Secretary
Robert Pennington

APPROVED AS TO FORM:

City Attorney
David Olson



**CITY OF HUNTERS CREEK VILLAGE
AGENDA DISCUSSION FORM**

AGENDA DATE: June 23, 2026
AGENDA SUBJECT: Discussion and possible action regarding an Ordinance regulating Dealers in Crafted Precious Metals, including mobile gold buyers.
EXHIBITS: Example Ordinance

ORDINANCE NO. 2026.-__

AN ORDINANCE OF THE CITY OF PINEY POINT VILLAGE, TEXAS, AMENDING THE CODE OF ORDINANCES TO REGULATE THE PURCHASE OF CRAFTED PRECIOUS METALS; ESTABLISHING REGISTRATION, RECORDKEEPING, REPORTING, INSPECTION, AND HOLD REQUIREMENTS FOR DEALERS, INCLUDING MOBILE DEALERS; PROVIDING FOR ENFORCEMENT AND PENALTIES; PROVIDING A SAVINGS CLAUSE; PROVIDING A SEVERABILITY CLAUSE; AND PROVIDING AN EFFECTIVE DATE.

WHEREAS, the City Council finds that the purchase and resale of crafted precious metals may create opportunities for the concealment and disposition of stolen property; and

WHEREAS, the City Council further finds that businesses, including mobile buyers operating by appointment or otherwise within residential areas, may purchase gold, silver, jewelry, coins, and similar items within the City; and

WHEREAS, the City Council finds that reasonable registration, reporting, inspection, and temporary retention requirements promote public safety and assist law enforcement in the investigation and recovery of stolen property; and

WHEREAS, the City Council desires to adopt regulations applicable to dealers purchasing crafted precious metals within the City; now, therefore,

BE IT ORDAINED BY THE CITY COUNCIL OF THE CITY OF PINEY POINT VILLAGE, TEXAS:

Section 1. Findings Incorporated.

The findings set forth above are hereby incorporated as if fully set forth herein.

Section 2. Code Amendment.

The Code of Ordinances of the City of Piney Point Village, Texas, is hereby amended as set forth in Exhibit "A" attached hereto and incorporated herein for all purposes.

Section 3. Incorporation of Exhibit.

Exhibit "A," titled "Dealers in Crafted Precious Metals," is attached to this Ordinance and is made a part hereof as if fully set forth in the body of this Ordinance. In the event of any conflict between the text of this Ordinance and Exhibit "A," Exhibit "A" shall control with respect to the amended Code provisions.

Section 4. Enforcement and Penalty.

Any person violating any provision of this Ordinance or Exhibit “A” shall be deemed guilty of a misdemeanor and, upon conviction, shall be punished by a fine in accordance with the general penalty provisions of the Code of Ordinances of the City. Each day a violation continues shall constitute a separate offense.

Section 5. Savings Clause.

All rights and remedies of the City are expressly saved as to any and all violations of the Code of Ordinances that have accrued at the time of the effective date of this Ordinance. Any such violations may be prosecuted until final disposition.

Section 6. Severability.

If any section, subsection, sentence, clause, or phrase of this Ordinance or Exhibit “A” is for any reason held to be invalid or unconstitutional, such holding shall not affect the validity of the remaining portions.

Section 7. Effective Date.

This Ordinance shall take effect immediately upon its passage and adoption.

PASSED, APPROVED, AND ADOPTED on this ___ day of _____, 2026.

CITY OF PINEY POINT VILLAGE, TEXAS

Mayor

ATTEST:

City Secretary

EXHIBIT “A”
Amendment to the Code of Ordinances
City of Piney Point Village, Texas

The Code of Ordinances of the City of Piney Point Village, Texas, is hereby amended by adding a new Article ___ to Chapter ___, to read as follows:

ARTICLE ___. DEALERS IN CRAFTED PRECIOUS METALS

Sec. __-1. Purpose.

The purpose of this article is to regulate persons engaged in the business of purchasing crafted precious metals within the City in order to deter trafficking in stolen property, preserve records useful to law enforcement, and protect the public health, safety, and welfare.

Sec. __-2. Definitions.

For purposes of this article, the following terms shall have the meanings assigned below:

Crafted precious metal means any item made in whole or in part of gold, silver, platinum, palladium, or other precious metal, including jewelry, watches, flatware, decorative objects, and similar personal property.

Dealer means any person who, for compensation or with the intent to resell, melt, refine, or otherwise dispose of crafted precious metals, purchases or otherwise acquires crafted precious metals from another person. The term includes a mobile dealer.

Mobile dealer means a dealer who conducts business at a temporary location, from a vehicle, by home appointment, or at any location other than a permanent commercial business location.

Chief of Police means the Chief of Police of the Memorial Villages Police Department or the Chief’s designee.

Person means any individual, partnership, corporation, limited liability company, or other legal entity.

Sec. __-3. Registration Required.

(a) A dealer shall not engage in the business of purchasing crafted precious metals within the City without first registering with the City on a form approved by the Chief of Police.

(b) The registration shall include:

1. Legal name and any assumed business name;
2. Permanent business address and mailing address;
3. Contact information for the owner or operator;
4. Any required state license or registration; and
5. Identification of vehicles used in mobile operations.

(c) Registration shall be renewed annually and is not transferable.

Sec. __-4. Recordkeeping and Transaction Reports.

(a) A dealer shall maintain a complete record of all purchases of crafted precious metals made within the City in a form approved by the Chief of Police.

(b) A transaction report shall be prepared for each transaction and shall include, at a minimum:

1. Date and time of the transaction;
2. Location of the transaction;
3. Dealer identification information;
4. Seller's full name, address, and date of birth;
5. Valid government-issued identification details;
6. A physical description of the seller;
7. A signed certification of ownership by the seller;
8. A detailed description of each item purchased, including identifying characteristics, metal type, weight, and any markings;
9. The amount paid; and
10. A photograph of the seller and items purchased.

(c) The dealer shall provide a receipt to the seller and retain a copy.

(d) All records shall be retained for a minimum of three (3) years.

Sec. __-5. Reporting Requirement.

(a) Dealers shall submit required transaction records to the Chief of Police or an approved reporting system no later than the close of the next business day.

(b) The Chief of Police may require electronic reporting.

Sec. __-6. Inspection of Records and Property.

(a) A dealer shall make all required records available for inspection by any peace officer upon request.

(b) All inventory acquired within the City shall be made available for inspection during normal business hours or at a reasonable time for mobile dealers.

(c) A dealer shall not refuse or interfere with lawful inspection.

Sec. __-7. Retention of Property.

(a) A dealer shall not sell, transfer, dismantle, melt, alter, or dispose of any crafted precious metal acquired within the City for a period of eleven (11) days after the transaction is reported.

(b) During the retention period, items shall be maintained in the form received and in a manner that allows identification with the transaction record.

(c) Property shall be stored at a secure location accessible for inspection.

Sec. __-8. Police Hold.

(a) A peace officer may place a hold on any item reasonably suspected to be stolen.

(b) A dealer shall not dispose of any item subject to a hold until released in writing or by court order.

(c) A hold may remain in effect for up to sixty (60) days unless otherwise ordered.

Sec. __-9. Mobile Dealer Restrictions.

(a) A mobile dealer may operate within the City only by appointment with a resident or lawful occupant.

(b) Walk-up or roadside purchasing activity is prohibited.

(c) A mobile dealer shall maintain documentation of each appointment.

(d) Nothing in this section authorizes any activity otherwise prohibited by City ordinances.

Sec. __-10. Prohibited Acts.

It shall be unlawful for a dealer to:

1. Purchase from a person under eighteen (18) years of age;
2. Maintain false or incomplete records;
3. Fail to report transactions;
4. Refuse inspection;
5. Dispose of property during the retention period; or
6. Operate without registration.

Sec. __-11. Suspension or Revocation.

The City may suspend or revoke a dealer registration for violations of this article following notice and an opportunity to be heard.

Sec. __-12. Penalty.

(a) A violation of this article shall constitute a misdemeanor punishable by a fine as provided in the City Code.

(b) Each day a violation continues shall constitute a separate offense.

PINEY POINT DRAFT



**CITY OF HUNTERS CREEK VILLAGE
AGENDA DISCUSSION FORM**

AGENDA DATE: June 23, 2026
AGENDA SUBJECT: Discussion and possible action to elect a Mayor Pro Tem.

EXHIBITS:

The City Council is required to elect a Mayor Pro Tem to hold office for one year to perform the duties of the mayor in his/her absence or if unable to perform the duties as required. When serving as the presiding officer at a meeting in the mayor's absence, the Mayor Pro Tem shall retain their right to vote on matters before the council without regard to a tie.

The Mayor shall nominate a council member to be considered for this position.



**CITY OF HUNTERS CREEK VILLAGE
AGENDA DISCUSSION FORM**

AGENDA DATE:

June 23, 2026

AGENDA SUBJECT:

Discussion and possible action to approve the renewal of the City's State of Texas Cooperative Purchasing Program (CO-OP) membership.

EXHIBITS:
